

Detail of Departmental Programs

VOLUME 2

FY 21-22



City of Los
Angeles

Photo: Jakob Owens

As Presented by Mayor Eric Garcetti
Supplement to the Proposed Budget

THIS PAGE INTENTIONALLY LEFT BLANK



Detail of Department Programs

Supplement to the 2021-22 Proposed Budget

Volume II

2021-22



Prepared by the City Administrative Officer - April 2021

THIS PAGE INTENTIONALLY LEFT BLANK

TABLE OF CONTENTS

VOLUME I

INTRODUCTION

Page

Foreword	
The Blue Book	
Summary of Changes in Appropriations	

SECTION 1

DEPARTMENTAL BUDGET SUMMARY REGULAR DEPARTMENTAL PROGRAM COSTS DETAIL OF POSITIONS AND SALARIES

Aging.....	1
Animal Services	11
Building and Safety.....	25
Cannabis Regulation	59
City Administrative Officer	67
City Attorney	85
City Clerk	105
City Planning.....	119
Civil, Human Rights and Equity	143
Community Investment for Families	151
Controller	159
Convention and Tourism Development	175
Council.....	181
Cultural Affairs	189
Disability	205
Economic and Workforce Development	217
El Pueblo de Los Angeles	235
Emergency Management	245
Employee Relations Board	253
Ethics Commission	259
Finance	265
Fire.....	281
General Services	309
Housing.....	341
Information Technology Agency.....	377
Mayor.....	401
Neighborhood Empowerment.....	407
Personnel.....	419
Police	451

VOLUME II

SECTION 1 - CONTINUED

Public Accountability.....	479
Public Works	
Board of Public Works.....	485
Bureau of Contract Administration	505
Bureau of Engineering	521
Bureau of Sanitation.....	551
Bureau of Street Lighting	585
Bureau of Street Services	603

	Page
Transportation.....	637
Youth Development.....	677
Zoo.....	683

SECTION 2 – OTHER PROGRAM COSTS

Library	703
Recreation and Parks	723
City Employees' Retirement Fund	753
Fire and Police Pension Fund	757

SECTION 3 – NON-DEPARTMENTAL SCHEDULES

Accessible Housing Program	761
Attorney Conflicts Panel	765
Business Improvement District Trust Fund	767
Capital Finance Administration Fund	769
Capital and Technology Improvement Expenditure Program	
Summary	789
Clean Water.....	793
Municipal Facilities	795
Physical Plant.....	809
Technology	821
Emergency Operations Fund.....	825
Ethics Commission Public Matching Campaign Funds Trust Fund	827
General City Purposes	829
Human Resources Benefits.....	851
Liability Claims.....	855
Los Angeles Convention Center Private Operator	857
Los Angeles Tourism and Convention Board.....	859
Measure M Local Return Fund.....	865
Measure R Traffic Relief and Rail Expansion Funds.....	869
Measure W Local Return Fund.....	873
Neighborhood Council Fund.....	877
Proposition A Local Transit Assistance Fund.....	879
Proposition C Anti-Gridlock Transit Improvement Fund	885
Road Maintenance and Rehabilitation Program Special Fund	891
Sewer Construction and Maintenance Fund	895
Sidewalk Repair Program.....	901
Solid Waste Resources Revenue Fund	905
Special Gas Tax Improvement Fund.....	909
Special Parking Revenue Fund.....	913
Stormwater Pollution Abatement Fund.....	917
Street Damage Restoration Fee Special Fund.....	921
Telecommunications Liquidated Damages and Lost Franchise Fees Fund	923
Unappropriated Balance.....	925
Water and Electricity.....	929
2021 Tax and Revenue Anticipation Notes, Debt Service Fund	931

OTHER SUPPLEMENTAL SCHEDULES

Alterations and Improvement Projects	933
American Rescue Plan	935
Fleet Vehicles and Equipment.....	941
Homeless Budget	945
Street Improvement	961



2021-22

**Regular Departmental Program Costs
Detail of Positions and Salaries**

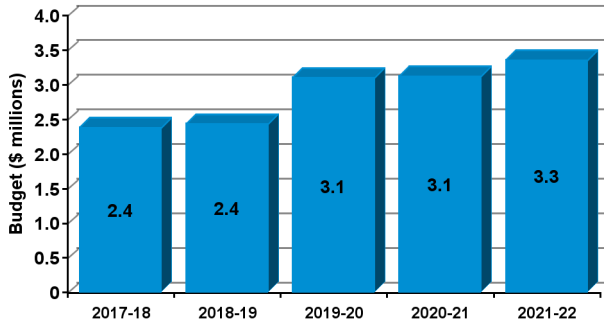
THIS PAGE INTENTIONALLY LEFT BLANK

PUBLIC ACCOUNTABILITY

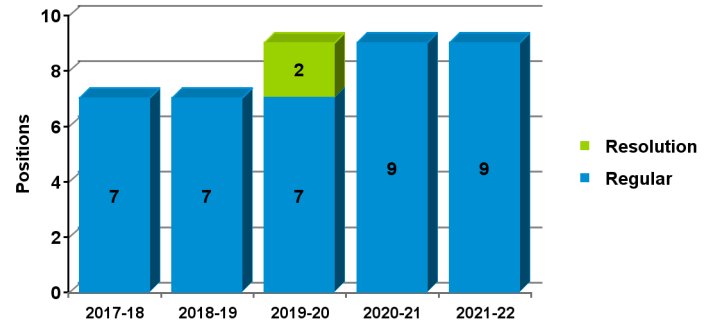
2021-22 Proposed Budget

FIVE-YEAR HISTORY OF BUDGET AND POSITION AUTHORITIES

FIVE-YEAR BUDGET HISTORY



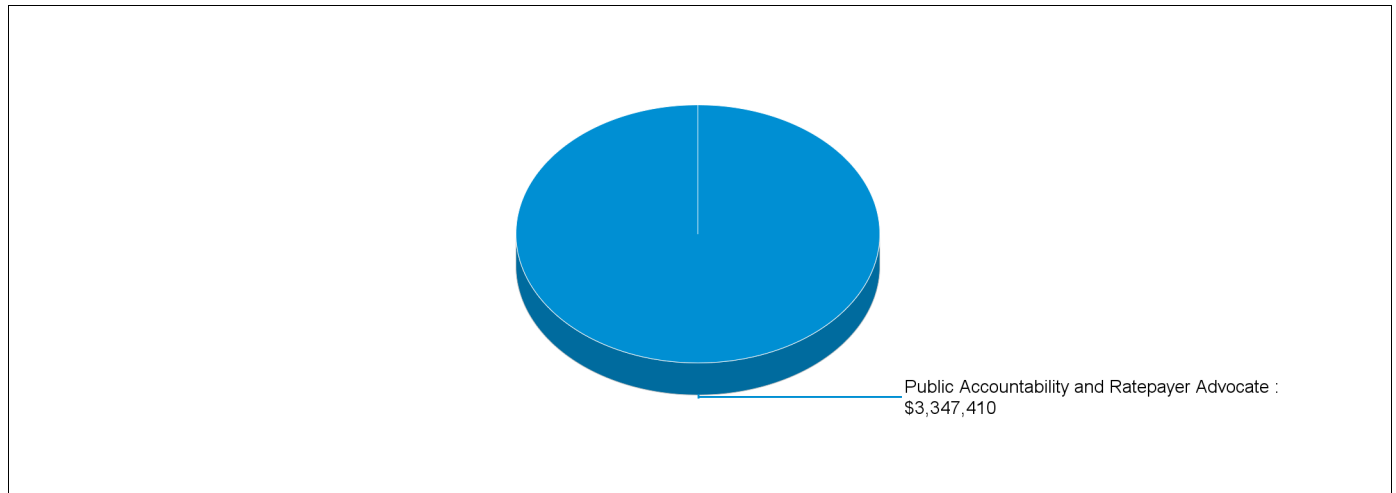
FIVE-YEAR POSITION AUTHORITY HISTORY



SUMMARY OF 2021-22 PROPOSED BUDGET CHANGES

	Total Budget			General Fund			Special Fund		
		Regular	Resolution		Regular	Resolution		Regular	Resolution
2020-21 Adopted	\$3,115,638	9	-	\$3,115,638 100.0%	9	-	-	-	-
2021-22 Proposed	\$3,347,410	9	-	\$3,347,410 100.0%	9	-	-	-	-
Change from Prior Year	\$231,772	-	-	\$231,772	-	-	-	-	-

2021-22 FUNDING DISTRIBUTION BY PROGRAM



MAIN BUDGET ITEMS

	Funding	Positions
* 2021-22 Employee Compensation Adjustment	\$1,179	-
* Administrative Support	-	-

Recapitulation of Changes

	Adopted Budget 2020-21	Total Budget Changes	Total Budget 2021-22
EXPENDITURES AND APPROPRIATIONS			
Salaries			
Salaries General	1,432,228	231,772	1,664,000
Total Salaries	1,432,228	231,772	1,664,000
Expense			
Printing and Binding	6,500	-	6,500
Travel	10,000	-	10,000
Contractual Services	1,635,200	-	1,635,200
Transportation	9,500	-	9,500
Office and Administrative	22,210	-	22,210
Total Expense	1,683,410	-	1,683,410
Total Public Accountability	3,115,638	231,772	3,347,410
	Adopted Budget 2020-21	Total Budget Changes	Total Budget 2021-22

SOURCES OF FUNDS

General Fund	3,115,638	231,772	3,347,410
Total Funds	3,115,638	231,772	3,347,410
Percentage Change			7.44%
Positions	9	-	9

Public Accountability and Ratepayer Advocate

Priority Outcome: Make Los Angeles the best run big city in America

This program provides public independent analysis of Department of Water and Power (DWP) actions as they relate to water and electricity rates and operations, as authorized by the Charter, which includes, and is not limited to, the following efforts: 1) review and analysis of proposed utility rate proposals and periodic adjustments; 2) evaluation of and advice on DWP long-term strategic plans, operations, budget, finances, and performance; 3) review of major plans, programs, projects, policies, contracts, costs, and utility rates; and, 4) analysis of customer data to evaluate of customer service performance at DWP.

Program Changes	Direct Cost	Positions	Total Cost
Changes in Salaries, Expense, Equipment, and Special			
Obligatory Changes			
1. 2020-21 Employee Compensation Adjustment Related costs consist of employee benefits. SG: (\$13,670) Related Costs: (\$3,558)	(13,670)	-	(17,228)
2. 2021-22 Employee Compensation Adjustment Related costs consist of employee benefits. SG: \$1,179 Related Costs: \$794	1,179	-	1,973
3. Full Funding for Partially Financed Positions Related costs consist of employee benefits. SG: \$158,429 Related Costs: \$53,470	158,429	-	211,899
4. Salary Step and Turnover Effect Related costs consist of employee benefits. SG: \$25,473 Related Costs: \$7,800	25,473	-	33,273
Other Changes or Adjustments			
5. Administrative Support Add funding and regular authority for one Executive Administrative Assistant II, subject to pay grade determination by the City Administrative Officer, Employee Relations Division to provide administrative and managerial support within the Office of Public Accountability. Delete funding and regular authority for one Executive Legal Secretary II.	-	-	-
Separation Incentive Program			
6. Separation Incentive Program Cash Payment Add one-time funding in the Salaries General Account to pay for the balance of the Separation Incentive Program cash payment for one participant. SG: \$60,361	60,361	-	60,361

Public Accountability and Ratepayer Advocate

TOTAL Public Accountability and Ratepayer Advocate	231,772	-
2020-21 Program Budget	3,115,638	9
Changes in Salaries, Expense, Equipment, and Special	231,772	-
2021-22 PROGRAM BUDGET	3,347,410	9

**PUBLIC ACCOUNTABILITY
DETAIL OF CONTRACTUAL SERVICES ACCOUNT**

2019-20 Actual Expenditures	2020-21 Adopted Budget	2020-21 Estimated Expenditures	Program/Code/Description	2021-22 Contract Amount
Public Accountability and Ratepayer Advocate - AK1101				
\$ 1,159	\$ 3,000	\$ 3,000	1. Lease and maintenance of photocopiers.....	\$ 3,000
812,000	-	-	2. Support for monitoring and reporting on 2016 utility rate ordinance.....	-
-	50,000	50,000	3. Support for community outreach.....	50,000
-	50,000	50,000	4. Undesignated.....	50,000
-	300,000	300,000	5. Update of and supplemental benchmarking.....	300,000
121,388	500,000	500,000	6. Reviews of 100% renewable clean power/local water plans.....	500,000
-	732,200	732,000	7. 2020-21 comprehensive rate review.....	732,200
<u>\$ 934,546</u>	<u>\$ 1,635,200</u>	<u>\$ 1,635,000</u>	Public Accountability and Ratepayer Advocate Total	<u>\$ 1,635,200</u>
<u>\$ 934,546</u>	<u>\$ 1,635,200</u>	<u>\$ 1,635,000</u>	TOTAL CONTRACTUAL SERVICES ACCOUNT	<u>\$ 1,635,200</u>

Public Accountability

Position Counts			Code	Title	2021-22 Salary Range and Annual Salary	
2020-21	Change	2021-22				
<u>GENERAL</u>						
<u>Regular Positions</u>						
1	(1)	-	0584	Executive Legal Secretary II	3205(2)	(66,920 - 100,516)
1	-	1	0748	Executive Director, Office of Public Accountability	10069(2)	(210,240 - 315,810)
-	1	1	1117-2	Executive Administrative Assistant II	2989(2)	(62,410 - 93,772)
2	-	2	1681-1	Utility Rates and Policy Specialist I	5137(2)	(107,260 - 161,130)
3	-	3	1681-2	Utility Rates and Policy Specialist II	5407(2)	(112,898 - 169,566)
2	-	2	1681-3	Utility Rates and Policy Specialist III	6172(2)	(128,871 - 193,599)
9	-	9				

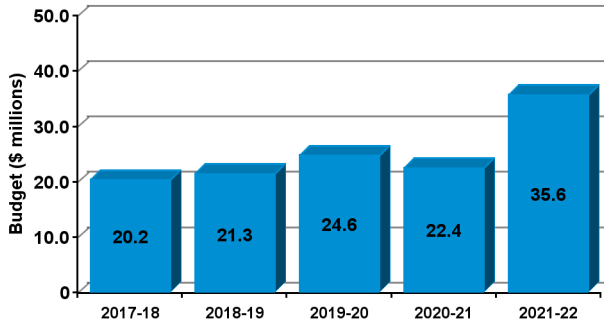
	Regular Positions
Total	9

BOARD OF PUBLIC WORKS

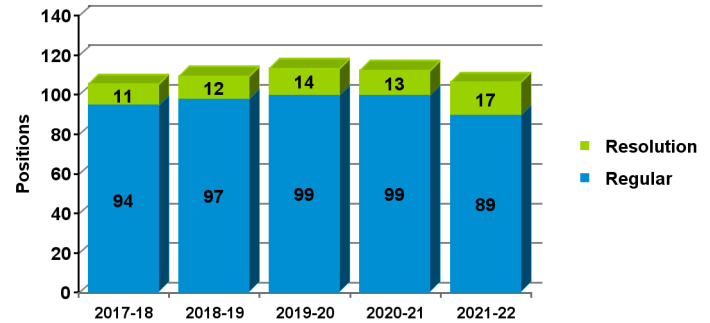
2021-22 Proposed Budget

FIVE-YEAR HISTORY OF BUDGET AND POSITION AUTHORITIES

FIVE-YEAR BUDGET HISTORY



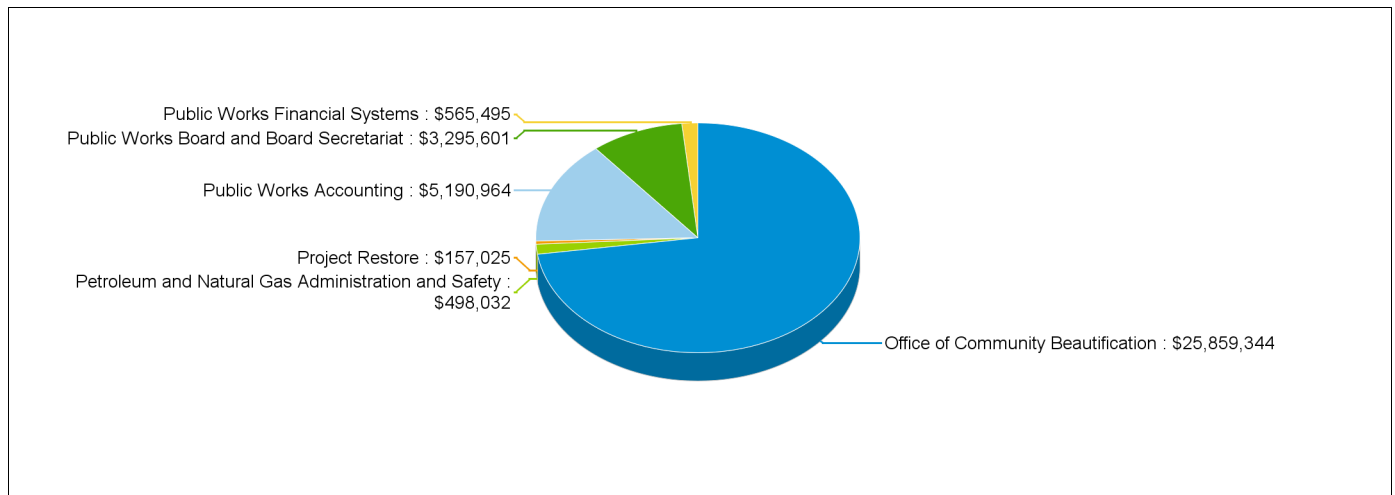
FIVE-YEAR POSITION AUTHORITY HISTORY



SUMMARY OF 2021-22 PROPOSED BUDGET CHANGES

	Total Budget			General Fund			Special Fund		
		Regular	Resolution		Regular	Resolution		Regular	Resolution
2020-21 Adopted	\$22,402,724	99	13	\$17,854,873 79.7%	51	4	\$4,547,851 20.3%	48	9
2021-22 Proposed	\$35,566,461	89	17	\$30,871,529 86.8%	45	10	\$4,694,932 13.2%	44	7
Change from Prior Year	\$13,163,737	(10)	4	\$13,016,656	(5)	6	\$147,081	(5)	(2)

2021-22 FUNDING DISTRIBUTION BY PROGRAM



MAIN BUDGET ITEMS

	Funding	Positions
* Graffiti Abatement Strike Teams	\$1,670,000	-
* Graffiti Abatement Pre-Apprenticeship Job Training	\$1,000,000	-
* CleanLA Program	\$8,792,588	-

Recapitulation of Changes

	Adopted Budget 2020-21	Total Budget Changes	Total Budget 2021-22
EXPENDITURES AND APPROPRIATIONS			
Salaries			
Salaries General	8,936,035	1,192,737	10,128,772
Overtime General	10,347	-	10,347
Total Salaries	8,946,382	1,192,737	10,139,119
Expense			
Printing and Binding	23,476	-	23,476
Contractual Services	13,166,866	11,971,000	25,137,866
Transportation	2,000	-	2,000
Office and Administrative	87,000	-	87,000
Operating Supplies	177,000	-	177,000
Total Expense	13,456,342	11,971,000	25,427,342
Total Board of Public Works	22,402,724	13,163,737	35,566,461

Recapitulation of Changes

	Adopted Budget 2020-21	Total Budget Changes	Total Budget 2021-22
SOURCES OF FUNDS			
General Fund	17,854,873	13,016,656	30,871,529
Solid Waste Resources Revenue Fund (Sch. 2)	264,111	27,913	292,024
Special Gas Tax Improvement Fund (Sch. 5)	241,770	46,661	288,431
Stormwater Pollution Abatement Fund (Sch. 7)	78,400	15,856	94,256
Sewer Operations & Maintenance Fund (Sch. 14)	2,069,297	17,774	2,087,071
Sewer Capital Fund (Sch. 14)	1,011,954	27,238	1,039,192
Street Lighting Maintenance Assessment Fund (Sch. 19)	287,068	(24,160)	262,908
Arts and Cultural Facilities & Services Fund (Sch. 24)	100,000	-	100,000
Proposition C Anti-Gridlock Transit Fund (Sch. 27)	106,720	20,653	127,373
Citywide Recycling Trust Fund (Sch. 32)	96,069	18,343	114,412
Sidewalk Repair Fund (Sch. 51)	219,195	(58,722)	160,473
Road Maintenance and Rehabilitation Program Special (Sch. 5)	73,267	7,933	81,200
Measure W Local Return Fund (Sch. 55)	-	47,592	47,592
Total Funds	22,402,724	13,163,737	35,566,461
Percentage Change			58.76%
Positions	99	(10)	89

Changes Applicable to Various Programs

The following changes involve two or more budgetary programs. These changes are explained below and apportioned as single entries in the affected programs. Single-program changes are shown only in the programs involved.

Program Changes	Direct Cost	Positions	Total Cost
Changes in Salaries, Expense, Equipment, and Special			
Obligatory Changes			
1. 2020-21 Employee Compensation Adjustment	(82,929)	-	(110,684)
Related costs consist of employee benefits.			
SG: (\$82,929)			
Related Costs: (\$27,755)			
2. 2021-22 Employee Compensation Adjustment	8,381	-	9,965
Related costs consist of employee benefits.			
SG: \$8,381			
Related Costs: \$1,584			
3. Full Funding for Partially Financed Positions	1,630,217	-	2,104,936
Related costs consist of employee benefits.			
SG: \$1,630,217			
Related Costs: \$474,719			
4. Salary Step and Turnover Effect	(45,258)	-	(58,436)
Related costs consist of employee benefits.			
SG: (\$45,258)			
Related Costs: (\$13,178)			

Program Changes	Direct Cost	Positions	Total Cost
Changes in Salaries, Expense, Equipment, and Special			
Deletion of One-Time Services			
5. Deletion of Funding for Resolution Authorities	(1,008,007)	-	(1,316,659)
Delete funding for 13 resolution authority positions. Four additional positions were approved during 2020-21. Resolution authorities are reviewed annually and continued only if sufficient funding is available to maintain the current service level. Related costs consist of employee benefits.			
One position is continued as a regular position: Administrative Support for the Board President (One position)			
Eight positions are continued: Sidewalk Repair Program (Two positions) MICLA Projects Accounting Support (One position) Industrial Waste Billings Accountant (One position) SB 1 Accounting Support (One position) Sewer Construction and Maintenance Accounts Payable (One position) Public Works Trust Fund Support (One position) Mobile Pit Stop Program (One position)			
Three positions approved during 2020-21 are continued: Grants Unit (One position) Climate Emergency Staffing (Two positions)			
One position approved during 2020-21 is continued as a regular position: Warehouse Support (One position)			
One position is not continued: Sidewalk Repair Program (One position)			
Three positions are not continued as a result of the Separation Incentive Program: MICLA Accounting Support (One position) Prop O Accounting Support (One position) Sewer Construction and Maintenance Accounts Payable (One position) SG: (\$1,008,007) Related Costs: (\$308,652)			

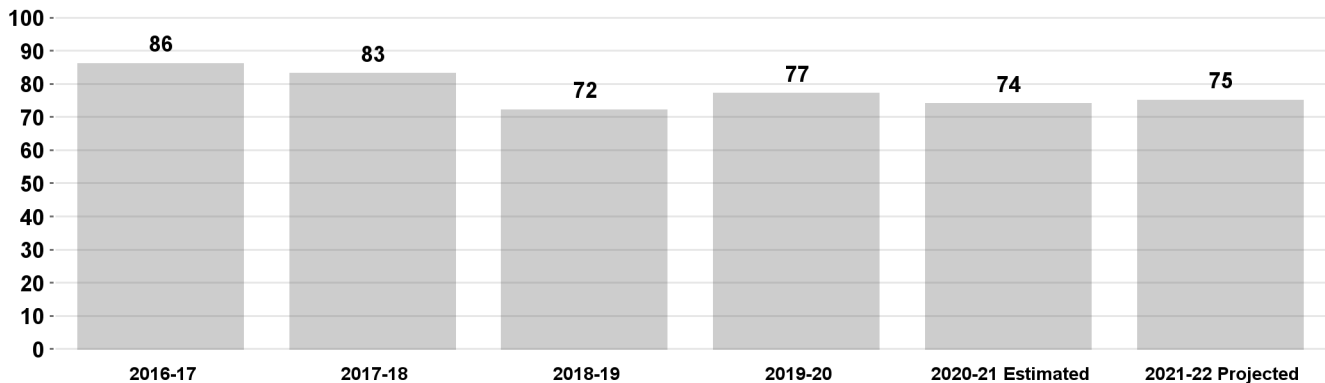
Program Changes		Direct Cost	Positions	Total Cost
Changes in Salaries, Expense, Equipment, and Special				
Continuation of Services				
6. Sidewalk Repair Program		160,473	-	242,779
Continue funding and resolution authority for two positions consisting of one Senior Accountant II and one Accountant to support the Sidewalk Repair Incentive Rebate Program, as well as processing all financial transactions related to the Sidewalk Repair Program. One Management Analyst is not continued. Funding is provided by the Sidewalk Repair Fund. Related costs consist of employee benefits. SG: \$160,473 Related Costs: \$82,306				
Restoration of Services				
7. Restoration of One-Time Expense Reduction		276,000	-	276,000
Restore funding in the Contractual Services Account that was reduced on a one-time basis in the 2020-21 Budget. EX: \$276,000				
Efficiencies to Services				
8. One-Time Salary Account Reduction		(100,000)	-	(100,000)
Reduce funding in the Salaries General Account, as a one-time reduction, to reflect anticipated expenditures, which include saving achieved due to Departmental efficiencies and expenditure reductions. SG: (\$100,000)				
Separation Incentive Program				
9. Separation Incentive Program Cash Payment		550,227	-	550,227
Add one-time funding in the Salaries General Account to pay for the balance of the Separation Incentive Program cash payment for 13 participants. Partial Funding is provided by the Sewer Construction and Maintenance Fund (\$118,169), Sewer Capital Maintenance Fund (\$67,346), Street Lighting Maintenance Assessment Fund (\$34,892), and Stormwater Pollution Abatement Fund (\$1,750). SG: \$550,227				
10. Separation Incentive Program		(953,578)	(11)	(1,430,213)
Delete funding and regular authority for 11 positions as a result of the Separation Incentive Program (SIP). Resolution authority positions that are not continued as part of SIP are reflected in the Deletion of Funding for Resolution Authorities item. Partial Funding is provided by the Sewer Construction and Maintenance Fund (\$223,345), Sewer Capital Maintenance Fund (\$127,899), and Street Lighting Maintenance Assessment Fund (\$107,303). Related costs consist of employee benefits. SG: (\$953,578) Related Costs: (\$476,635)				
TOTAL CHANGES APPLICABLE TO VARIOUS PROGRAMS		435,526	(11)	

Office of Community Beautification

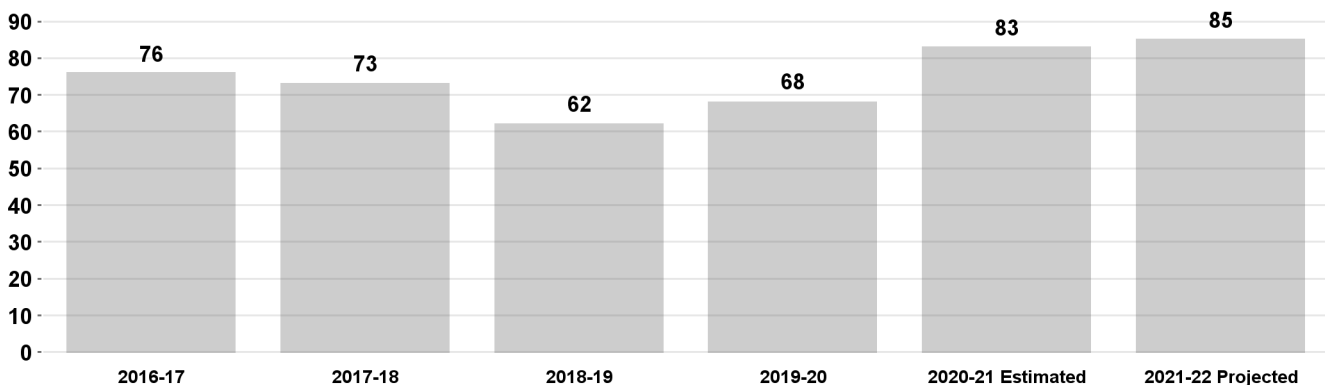
Priority Outcome: Create a more livable and sustainable city

This program beautifies the City through graffiti removal, litter cleanup and weed removal; greenery planting; community beautification clean-up events; and other programs including adopt-a-median, adopt-a-basket, and the paint bank. This program empowers communities with resources and partnership opportunities to beautify their neighborhoods.

Percent of Graffiti Removal Requests Completed in 48 Hours



Percent of Graffiti Removal Requests Completed in 24 Hours



Program Changes	Direct Cost	Positions	Total Cost
Changes in Salaries, Expense, Equipment, and Special			
Apportionment of Changes Applicable to Various Programs	451,926	(1)	470,427
Related costs consist of employee benefits.			
SG: \$200,926 EX: \$251,000			
Related Costs: \$18,501			
Increased Services			
11. Graffiti Abatement Strike Teams	1,670,000	-	1,670,000
Add one-time funding in the Contractual Services Account for the addition of graffiti abatement crews in high graffiti areas.			
EX: \$1,670,000			

Office of Community Beautification

Program Changes		Direct Cost	Positions	Total Cost
Changes in Salaries, Expense, Equipment, and Special				
Increased Services				
12. Graffiti Abatement Pre-Apprenticeship Job Training		1,000,000	-	1,000,000
Add one-time funding in the Contractual Services Account for the establishment of pre-apprenticeship employment opportunities for transitional workers on graffiti abatement projects. <i>EX: \$1,000,000</i>				
13. CleanLA Program		8,792,588	-	8,837,909
Add nine-months funding and resolution authority for one Senior Management Analyst I and one-time expense funding in the Contractual Services account for the establishment of the CleanLA program, which will clean up neighborhoods most dramatically impacted by increased litter and illegal dumping while providing employment opportunities for up to 200 young adults. Related costs consist of employee benefits. <i>SG: \$92,588 EX: \$8,700,000</i> <i>Related Costs: \$45,321</i>				
Other Changes or Adjustments				
14. Warehouse Support		-	-	-
Add funding and regular authority for one Storekeeper II to staff the Board's second Office of Community Beautification warehouse. This position was approved during 2020-21 (C.F. 20-0600). Delete funding and regular authority for one Warehouse and Toolroom Worker I.				
TOTAL Office of Community Beautification		11,914,514	(1)	
2020-21 Program Budget		13,944,830	9	
Changes in Salaries, Expense, Equipment, and Special		11,914,514	(1)	
2021-22 PROGRAM BUDGET		25,859,344	8	

Project Restore

Priority Outcome: Create a more livable and sustainable city

This program oversees the restoration and preservation of historic City-owned facilities and other special projects, as well as day-to-day operations, including design, project management, contract administration, fundraising, grant writing, budget, procurement, and accounting.

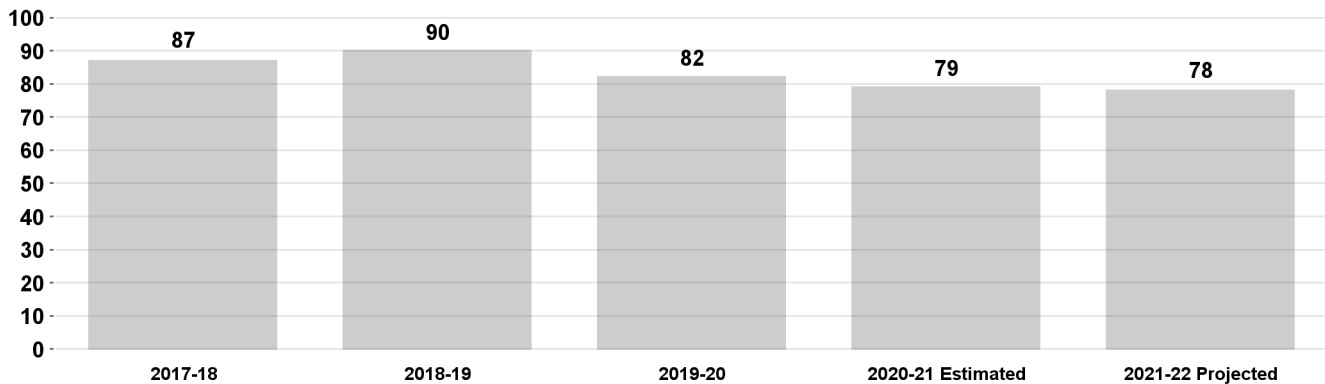
Program Changes	Direct Cost	Positions	Total Cost
Changes in Salaries, Expense, Equipment, and Special			
Apportionment of Changes Applicable to Various Programs	27,197	-	35,048
Related costs consist of employee benefits.			
<i>SG: \$27,197</i>			
<i>Related Costs: \$7,851</i>			
TOTAL Project Restore	27,197	-	
2020-21 Program Budget	129,828	1	
Changes in Salaries, Expense, Equipment, and Special	27,197	-	
2021-22 PROGRAM BUDGET	157,025	1	

Public Works Accounting

Priority Outcome: Create a more livable and sustainable city

This program provides day-to-day accounting and financial services for the Department of Public Works, including capital programming and budgeting, fee and cost recovery, general and cost accounting, and special funds and projects accounting.

Percentage of All Payments Processed within 30 Days



Program Changes	Direct Cost	Positions	Total Cost
Changes in Salaries, Expense, Equipment, and Special			
Apportionment of Changes Applicable to Various Programs	(137,338)	(8)	(402,146)
Related costs consist of employee benefits.			
SG: (\$147,338) EX: \$10,000			
Related Costs: (\$264,808)			
Continuation of Services			
15. MICLA Accounting Support	81,200	-	122,678
Continue funding and resolution authority for one Senior Accountant I to provide accounting and financial support for Municipal Improvement Corporation of Los Angeles (MICLA) projects. One Senior Accountant II is not continued. Related costs consist of employee benefits.			
SG: \$81,200			
Related Costs: \$41,478			
16. Industrial Waste Billings	63,455	-	98,944
Continue funding and resolution authority for one Accountant for the Sewer Construction and Maintenance Division, Industrial Waste Billings Section. Funding is provided by the Sewer Construction and Maintenance Fund. Related costs consist of employee benefits.			
SG: \$63,455			
Related Costs: \$35,489			

Public Works Accounting

Program Changes	Direct Cost	Positions	Total Cost
Changes in Salaries, Expense, Equipment, and Special			
Continuation of Services			
17. SB 1 Accounting Support Continue funding and resolution authority for one Senior Accountant I to provide accounting and financial support to the Road Maintenance and Rehabilitation (SB 1) Program. Funding is provided by the SB 1 Special Fund. Related costs consist of employee benefits. <i>SG: \$81,200</i> <i>Related Costs: \$41,478</i>	81,200	-	122,678
18. Sewer Construction and Maintenance Accounts Payable Continue funding and resolution authority for one Accountant to provide accounting and financial support to manage accounts payable transactions related to emergency sewer repairs, regular construction, and associated consultant contracts. One Accounting Clerk is not continued. Funding is provided by the Sewer Construction and Maintenance Fund. Related costs consist of employee benefits. <i>SG: \$63,455</i> <i>Related Costs: \$35,489</i>	63,455	-	98,944
Increased Services			
19. Homeless Services and General Fund Accounting Support Add nine-months funding and resolution authority for two positions consisting of one Senior Accountant I and one Accounting Clerk to provide accounting and financial support to Proposition HHH, A Bridge Home Initiative, other homelessness-related projects, hazardous waste invoicing, and General Fund support. Related costs consist of employee benefits. <i>SG: \$116,625</i> <i>Related Costs: \$67,507</i>	116,625	-	184,132
New Services			
20. Measure W Accounting Support Add nine-months funding and resolution authority for one Accountant to provide accounting and financial support to the Measure W program. Funding is provided by the Measure W Local Return Fund. Related costs consist of employee benefits. <i>SG: \$47,592</i> <i>Related Costs: \$30,135</i>	47,592	-	77,727
TOTAL Public Works Accounting	316,189	(8)	
2020-21 Program Budget	4,874,775	59	
Changes in Salaries, Expense, Equipment, and Special	316,189	(8)	
2021-22 PROGRAM BUDGET	5,190,964	51	

Public Works Financial Systems

Priority Outcome: Create a more livable and sustainable city

This program creates and maintains financial systems to efficiently manage financial processes within the Department of Public Works.

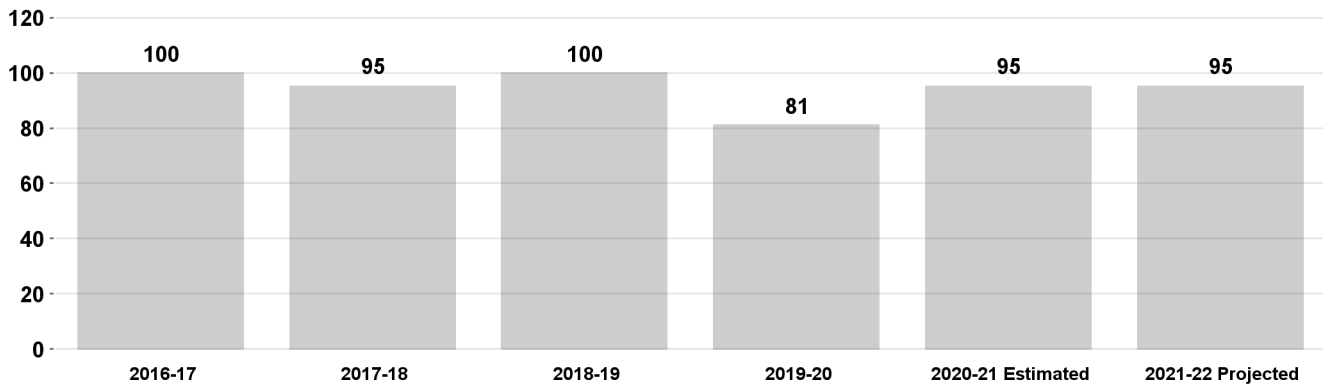
Program Changes	Direct Cost	Positions	Total Cost
Changes in Salaries, Expense, Equipment, and Special			
Apportionment of Changes Applicable to Various Programs	(38,922)	(1)	(90,952)
Related costs consist of employee benefits.			
SG: (\$38,922)			
Related Costs: (\$52,030)			
TOTAL Public Works Financial Systems	(38,922)	(1)	
2020-21 Program Budget	604,417	5	
Changes in Salaries, Expense, Equipment, and Special	(38,922)	(1)	
2021-22 PROGRAM BUDGET	565,495	4	

Public Works Board and Board Secretariat

Priority Outcome: Create a more livable and sustainable city

This program provides overall management, direction, administrative control, and transparency of process to the public for the Department of Public Works. This program also oversees the bid and award process of construction contracts.

Percent of Board Meeting Journals Posted within 24 Hours



Program Changes	Direct Cost	Positions	Total Cost
Changes in Salaries, Expense, Equipment, and Special			
Apportionment of Changes Applicable to Various Programs	153,494	-	195,603
Related costs consist of employee benefits.			
SG: \$138,494 EX: \$15,000			
Related Costs: \$42,109			
Continuation of Services			
21. Administrative Support for the Board President	89,892	1	134,304
Continue funding and add regular authority for one Project Coordinator to provide administrative support for the Board President and assist with special projects related to film and television. Partial funding is provided by the Sewer Construction and Maintenance Fund (\$34,159). Related costs consist of employee benefits.			
SG: \$89,892			
Related Costs: \$44,412			
22. Public Works Trust Fund Support	123,451	-	179,188
Continue funding and resolution authority for one Senior Management Analyst I to provide financial management and administrative support of the Public Works Trust Fund and other funds within the oversight of the Department. Partial funding is provided by the Sewer Construction and Maintenance Fund (\$12,345) and the Street Lighting Maintenance Assessment Fund (\$6,173). Related costs consist of employee benefits.			
SG: \$123,451			
Related Costs: \$55,737			

Public Works Board and Board Secretariat

Program Changes		Direct Cost	Positions	Total Cost
Changes in Salaries, Expense, Equipment, and Special				
Continuation of Services				
23. Mobile Pit Stop Program		-	-	-
Continue resolution authority for one Senior Management Analyst I for program management and oversight of the Mobile Pit Stop, Mobile Shower, and Skid Row Cleaning Programs. Funding will be provided by the Homeless Emergency Aid Program (HEAP) as an interim appropriation.				
24. Grants Unit		-	-	-
Continue resolution authority for one Management Analyst to lead the Grants Unit. This position was approved during 2020-21 (C.F. 20-0600). Front-funding is provided by the Public Works Trust Fund and reimbursed by the State of California, Department of Forestry and Fire Protection Grant Program.				
25. Climate Emergency Staffing		173,541	-	260,257
Continue funding and resolution authority for two positions consisting of one Principal Project Coordinator and one Community Services Representative to staff the Office of Climate Emergencies and support the Climate Emergency Commission. These positions were approved during 2020-21 (C.F. 20-0600). Partial funding is provided by the Sewer Construction and Maintenance Fund (\$19,097). Related costs consist of employee benefits. SG: \$173,541 Related Costs: \$86,716				
Increased Services				
26. Climate Emergency Additional Staffing		275,212	-	337,180
Add nine-months funding and resolution authority for two positions consisting of one Management Analyst and one Administrative Clerk. The Management Analyst will serve as the Climate Emergency Commission Coordinator and the Administrative Clerk will provide office and agenda support to the Climate Emergency Commission and Climate Emergency Staff. Add one-time funding in the Contractual Services Account for community engagement. Related costs consist of employee benefits. SG: \$100,212 EX: \$175,000 Related Costs: \$61,968				
New Services				
27. Workforce Equity Demonstration Project		150,000	-	150,000
Add one-time funding in the Contractual Services Account for development of the Workforce Equity Demonstration Project. EX: \$150,000				

Public Works Board and Board Secretariat

TOTAL Public Works Board and Board Secretariat	965,590	1
2020-21 Program Budget	2,330,011	20
Changes in Salaries, Expense, Equipment, and Special	965,590	1
2021-22 PROGRAM BUDGET	3,295,601	21

Petroleum and Natural Gas Administration and Safety

Priority Outcome: Ensure our communities are the safest in the nation.

This program provides for the administration of pipeline and electric utility franchises, and fulfills the role of petroleum administrator for the City.

Program Changes	Direct Cost	Positions	Total Cost
Changes in Salaries, Expense, Equipment, and Special			
Apportionment of Changes Applicable to Various Programs	(20,831)	(1)	(40,065)
Related costs consist of employee benefits.			
<i>SG: (\$20,831)</i>			
<i>Related Costs: (\$19,234)</i>			
TOTAL Petroleum and Natural Gas Administration and Safety	(20,831)	(1)	
2020-21 Program Budget	518,863	5	
Changes in Salaries, Expense, Equipment, and Special	(20,831)	(1)	
2021-22 PROGRAM BUDGET	498,032	4	

**BOARD OF PUBLIC WORKS
DETAIL OF CONTRACTUAL SERVICES ACCOUNT**

2019-20 Actual Expenditures	2020-21 Adopted Budget	2020-21 Estimated Expenditures	Program/Code/Description	2021-22 Contract Amount
Office of Community Beautification - BC7401				
\$ 18,698	\$ 18,698	\$ 19,000	1. Graphics production	\$ 18,698
11,737,254	11,523,534	12,200,000	2. Graffiti abatement services.....	13,193,534
-	-	-	3. Graffiti abatement pre-apprenticeship job training.....	1,000,000
676,570	500,000	600,000	4. Clean and Green.....	751,000
1,233,236	-	2,260,000	5. Supplemental clean-up services.....	-
180,000	180,000	120,000	6. LA River Corps.....	180,000
914,170	900,000	1,000,000	7. Clean Streets Initiative	900,000
128,592	-	100,000	8. Tree planting.....	-
-	-	-	9. CleanLA.....	8,700,000
<u>\$ 14,888,520</u>	<u>\$ 13,122,232</u>	<u>\$ 16,299,000</u>	Office of Community Beautification Total	<u>\$ 24,743,232</u>
Public Works Accounting - FG7403				
\$ 51,568	\$ 32,133	\$ 64,000	10. Operating expenses: copiers, cell phones, machine maintenance, storage.....	\$ 42,133
53,607	-	-	11. Temporary administrative and accounting services.....	-
<u>\$ 105,175</u>	<u>\$ 32,133</u>	<u>\$ 64,000</u>	Public Works Accounting Total	<u>\$ 42,133</u>
Public Works Board and Board Secretariat - FG7405				
\$ 55,688	\$ 12,501	\$ 46,000	12. Operating expenses: copiers, cell phones, machine maintenance, security.....	\$ 27,501
-	-	10,000	13. Temporary administrative and accounting services.....	-
6,805,461	-	2,413,000	14. Mobile pit-stop program.....	-
925,980	-	1,200,000	15. Skid Row cleaning program.....	-
-	-	-	16. Workforce equity demonstration project.....	150,000
-	-	-	17. Climate emergency stakeholder engagement consultant.....	175,000
<u>\$ 7,787,129</u>	<u>\$ 12,501</u>	<u>\$ 3,669,000</u>	Public Works Board and Board Secretariat Total	<u>\$ 352,501</u>
Petroleum and Natural Gas Administration and Safety - FG7406				
\$ 58,017	\$ -	\$ -	18. Petroleum data and fee study.....	\$ -
4,500	-	-	19. Health studies.....	-
-	-	5,000	20. Petroleum revenue enhancements.....	-
-	-	50,000	21. Oil well and inspection fee study.....	-
-	-	27,000	22. Petroleum mineral rights assessment.....	-
<u>\$ 62,517</u>	<u>\$ -</u>	<u>\$ 82,000</u>	Petroleum and Natural Gas Administration and Safety Total	<u>\$ -</u>
<u>\$ 22,843,341</u>	<u>\$ 13,166,866</u>	<u>\$ 20,114,000</u>	TOTAL CONTRACTUAL SERVICES ACCOUNT	<u>\$ 25,137,866</u>

Board of Public Works

Position Counts			Code	Title	2021-22 Salary Range and Annual Salary	
2020-21	Change	2021-22				
<u>GENERAL</u>						
<u>Regular Positions</u>						
5	-	5	0114	Member Board of Public Works	5407(7)	(112,898 - 169,566)
2	-	2	1117-2	Executive Administrative Assistant II	2989(2)	(62,410 - 93,772)
1	-	1	1170	Payroll Supervisor	3343(2)	(69,801 - 104,838)
2	-	2	1201	Principal Clerk	2728(2)	(56,960 - 85,608)
4	(2)	2	1223	Accounting Clerk	2414(2)	(50,404 - 75,710)
2	-	2	1358	Administrative Clerk	1853(2)	(38,690 - 58,088)
7	(2)	5	1368	Senior Administrative Clerk	2287(2)	(47,752 - 71,743)
1	-	1	1431-4	Programmer/Analyst IV	4045(2)	(84,459 - 126,866)
28	(1)	27	1513	Accountant	2713(2)	(56,647 - 85,086)
3	(2)	1	1523-1	Senior Accountant I	3150(2)	(65,772 - 98,804)
13	(2)	11	1523-2	Senior Accountant II	3413(2)	(71,263 - 107,051)
3	-	3	1525-2	Principal Accountant II	4138(2)	(86,401 - 129,831)
1	-	1	1530-2	Risk Manager II	5046(2)	(105,360 - 158,291)
2	1	3	1537	Project Coordinator	3238(2)	(67,609 - 101,560)
2	-	2	1555-1	Fiscal Systems Specialist I	4333(2)	(90,473 - 135,907)
1	-	1	1593-2	Departmental Chief Accountant II	4780(2)	(99,806 - 149,939)
1	-	1	1593-4	Departmental Chief Accountant IV	6067(2)	(126,678 - 190,279)
2	(1)	1	1597-2	Senior Systems Analyst II	5061(2)	(105,673 - 158,771)
1	-	1	1681-3	Utility Rates and Policy Specialist III	6172(2)	(128,871 - 193,599)
1	-	1	1789	Motion Picture and Television Manager	6052(2)	(126,365 - 189,799)
2	(1)	1	1832-1	Warehouse and Toolroom Worker I	1956(2)	(40,841 - 61,345)
-	1	1	1835-2	Storekeeper II	2287(2)	(47,752 - 71,743)
1	-	1	3136	Chief Forest Officer	6067(2)	(126,678 - 190,279)
1	-	1	7320	Environmental Affairs Officer	5012(2)	(104,650 - 157,163)
1	(1)	-	7874	Senior Environmental Engineer	5194(2)	(108,450 - 162,947)
4	-	4	9171-1	Senior Management Analyst I	4255(2)	(88,844 - 133,423)
3	-	3	9171-2	Senior Management Analyst II	5266(2)	(109,954 - 165,202)
1	-	1	9182	Chief Management Analyst	6067(2)	(126,678 - 190,279)
4	-	4	9184	Management Analyst	3457(2)	(72,182 - 108,471)
99	(10)	89				

Board of Public Works

Position Counts			Code	Title	2021-22 Salary Range and Annual Salary	
2020-21	Change	2021-22				

AS NEEDED

To be Employed As Needed in Such Numbers as Required

0820	Administrative Trainee	1549(7)	(32,343 - 48,566)
1113	Community and Administrative Support Worker II	\$16.69/hr	
1502	Student Professional Worker	1390(7)	(29,023 - 43,597)
1535-2	Administrative Intern II	1703(9)	(35,558 - 53,452)

	Regular Positions
Total	89

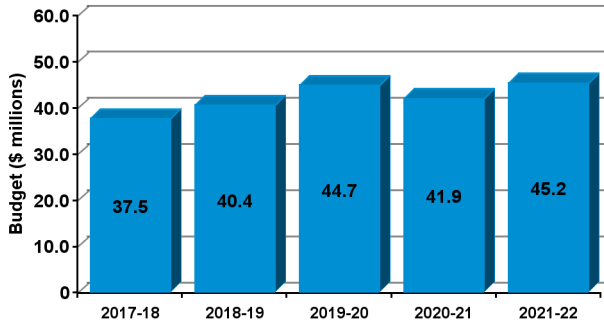
THIS PAGE INTENTIONALLY LEFT BLANK

BUREAU OF CONTRACT ADMINISTRATION

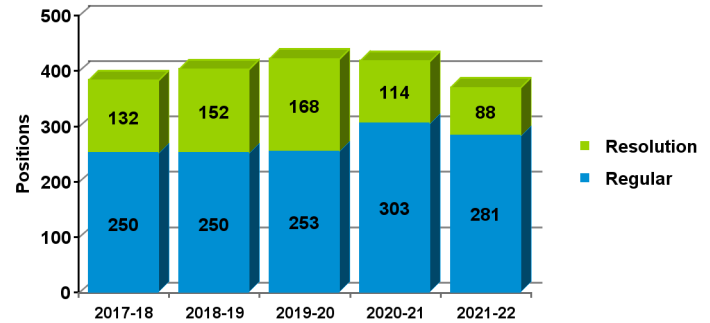
2021-22 Proposed Budget

FIVE-YEAR HISTORY OF BUDGET AND POSITION AUTHORITIES

FIVE-YEAR BUDGET HISTORY



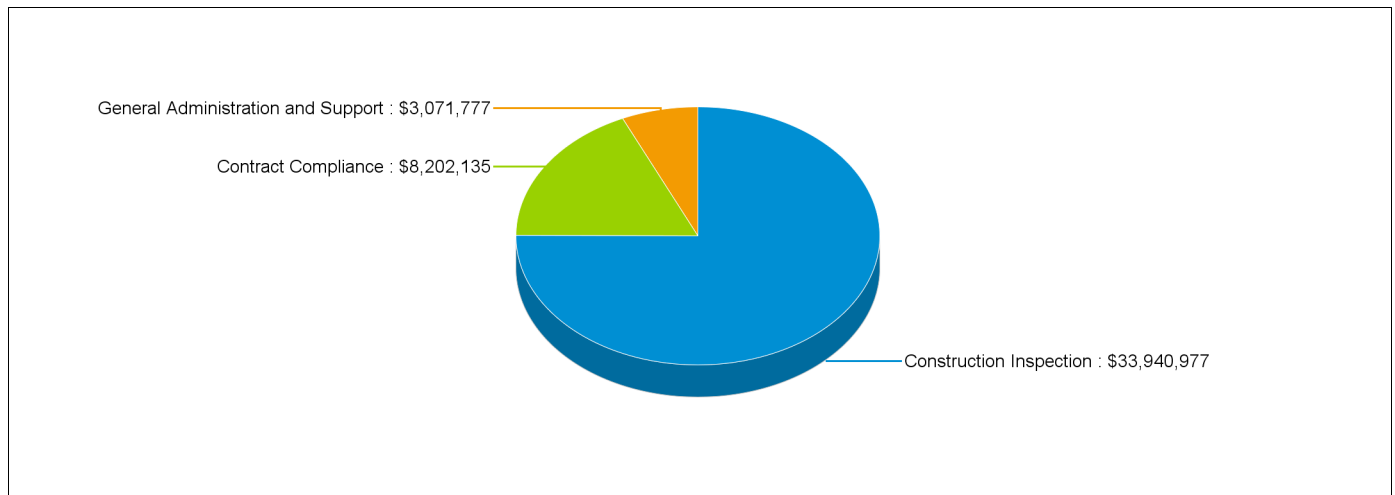
FIVE-YEAR POSITION AUTHORITY HISTORY



SUMMARY OF 2021-22 PROPOSED BUDGET CHANGES

	Total Budget			General Fund			Special Fund		
		Regular	Resolution		Regular	Resolution		Regular	Resolution
2020-21 Adopted	\$41,855,772	303	114	\$24,843,722 59.4%	198	58	\$17,012,050 40.6%	105	56
2021-22 Proposed	\$45,214,889	281	88	\$27,818,298 61.5%	183	44	\$17,396,591 38.5%	98	44
Change from Prior Year	\$3,359,117	(22)	(26)	\$2,974,576	(15)	(14)	\$384,541	(7)	(12)

2021-22 FUNDING DISTRIBUTION BY PROGRAM



MAIN BUDGET ITEMS

	Funding	Positions
* Sidewalk Repair Program	\$1,089,140	-
* Metro Annual Work Program	\$1,506,248	-
* Office of Wage Standards Support	\$246,747	-
* CORE Business Inclusion Unit	\$124,782	-

Bureau of Contract Administration

Recapitulation of Changes

	Adopted Budget 2020-21	Total Budget Changes	Total Budget 2021-22
EXPENDITURES AND APPROPRIATIONS			
Salaries			
Salaries General	36,711,260	3,955,498	40,666,758
Overtime General	1,348,612	(289,981)	1,058,631
Hiring Hall Salaries	586,800	-	586,800
Benefits Hiring Hall	357,258	-	357,258
Overtime Hiring Hall	24,950	-	24,950
Total Salaries	39,028,880	3,665,517	42,694,397
Expense			
Printing and Binding	49,546	(7,232)	42,314
Contractual Services	689,141	(299,119)	390,022
Transportation	1,485,679	(212,500)	1,273,179
Office and Administrative	473,108	231,100	704,208
Operating Supplies	129,418	(18,649)	110,769
Total Expense	2,826,892	(306,400)	2,520,492
Total Bureau of Contract Administration	41,855,772	3,359,117	45,214,889
	Adopted Budget 2020-21	Total Budget Changes	Total Budget 2021-22
SOURCES OF FUNDS			
General Fund	24,843,722	2,974,576	27,818,298
Special Gas Tax Improvement Fund (Sch. 5)	411,807	74,003	485,810
Stormwater Pollution Abatement Fund (Sch. 7)	309,141	55,987	365,128
Sewer Capital Fund (Sch. 14)	9,285,344	660,299	9,945,643
Street Lighting Maintenance Assessment Fund (Sch. 19)	151,113	(92,629)	58,484
Proposition A Local Transit Assistance Fund (Sch. 26)	106,082	19,713	125,795
Proposition C Anti-Gridlock Transit Fund (Sch. 27)	3,427,377	532,475	3,959,852
Sidewalk Repair Fund (Sch. 51)	1,297,288	(148,035)	1,149,253
Measure M Local Return Fund (Sch. 52)	2,023,898	(717,272)	1,306,626
Total Funds	41,855,772	3,359,117	45,214,889
Percentage Change			8.03%
Positions	303	(22)	281

Changes Applicable to Various Programs

The following changes involve two or more budgetary programs. These changes are explained below and apportioned as single entries in the affected programs. Single-program changes are shown only in the programs involved.

Program Changes	Direct Cost	Positions	Total Cost
Changes in Salaries, Expense, Equipment, and Special			
Obligatory Changes			
1. 2020-21 Employee Compensation Adjustment Related costs consist of employee benefits. SG: (\$99,424) Related Costs: (\$30,443)	(99,424)	-	(129,867)
2. 2021-22 Employee Compensation Adjustment Related costs consist of employee benefits. SG: \$10,908 Related Costs: \$1,401	10,908	-	12,309
3. Full Funding for Partially Financed Positions Related costs consist of employee benefits. SG: \$6,787,317 Related Costs: \$825,011	6,787,317	-	7,612,328
4. Salary Step and Turnover Effect Related costs consist of employee benefits. SG: \$1,101,788 Related Costs: \$337,367	1,101,788	-	1,439,155

Program Changes	Direct Cost	Positions	Total Cost
Changes in Salaries, Expense, Equipment, and Special			
Deletion of One-Time Services			
5. Deletion of Funding for Resolution Authorities Delete funding for 114 resolution authority positions. Resolution authorities are reviewed annually and continued only if sufficient funding is available to maintain the current service level. Related costs consist of employee benefits. 88 positions are continued: Complete Streets Program Support (Nine positions) Sidewalk Repair Program (Nine positions) Metro Annual Work Program (12 positions) Services to the Department of Water and Power (Nine positions) Services to the Harbor Department (Seven positions) Services to the Los Angeles World Airports (23 positions) Transportation Grant Annual Work Program (11 positions) Utility Permit Warranty Program (Two positions) Utility Electric Meter Release Program (One position) Office of Wage Standards Support (One position) CORE Business Inclusion Unit (One position) CLEAR Contracting Support (One position) Business Intelligence and Analytics Support (One position) Payments and Automation (One position) 19 vacant positions are not continued: Complete Streets Program Support (Four positions) Sidewalk Repair Program (Two positions) Metro Annual Work Program (Two positions) Services to the Los Angeles World Airports (Seven positions) Services to the Los Angeles Convention Center (Three positions) Bridge Improvement Program (One position) Seven vacant positions are not continued as a result of the Separation Incentive Program: Sidewalk Repair Program (One position) Metro Annual Work Program (Three positions) Services to the Los Angeles World Airports (Two positions) Bridge Improvement Program (One position) SG: (\$11,686,646) Related Costs: (\$6,059,134)	(11,686,646)	-	(17,745,780)
6. Deletion of One-Time Expense Funding Delete one-time Overtime General and expense funding. SOT: (\$736,500) EX: (\$1,274,396)	(2,010,896)	-	(2,010,896)

Program Changes	Direct Cost	Positions	Total Cost
Changes in Salaries, Expense, Equipment, and Special			
Continuation of Services			
<p>7. Complete Streets Program Support</p> <p>Continue funding and resolution authority for nine positions consisting of one Principal Construction Inspector, two Senior Construction Inspectors, five Construction Inspectors, and one Management Analyst to provide inspection and contract compliance support for Complete Streets projects. One vacant Senior Construction Inspector and three vacant Construction Inspectors are not continued. Continue one-time funding in the Overtime General (\$55,000), Printing and Binding (\$2,112), Contractual Services (\$4,500), Transportation (\$38,000), Office and Administrative (\$13,150), and Operating Supplies (\$3,045) accounts. Funding is provided by the Measure M Local Return Fund. See related Department of General Services, Bureaus of Engineering and Street Services, and Department of Transportation items. Related costs consist of employee benefits.</p> <p><i>SG: \$999,130 SOT: \$55,000 EX: \$60,807</i></p> <p><i>Related Costs: \$463,863</i></p>	1,114,937	-	1,578,800
<p>8. Sidewalk Repair Program</p> <p>Continue funding and resolution authority for nine positions consisting of two Senior Construction Inspectors, six Construction Inspectors, and one Management Analyst to provide inspection services for the Sidewalk Repair Program. Two vacant Senior Construction Inspectors and one vacant Construction Inspector are not continued. Continue one-time funding in the Overtime General (\$57,000), Printing and Binding (\$2,112), Contractual Services (\$4,500), Transportation (\$40,000), Office and Administrative (\$13,015), and Operating Supplies (\$3,480) accounts. Funding is provided by the Sidewalk Repair Fund. Related costs consist of employee benefits.</p> <p><i>SG: \$969,033 SOT: \$57,000 EX: \$63,107</i></p> <p><i>Related Costs: \$453,705</i></p>	1,089,140	-	1,542,845

Program Changes		Direct Cost	Positions	Total Cost
Changes in Salaries, Expense, Equipment, and Special				
Continuation of Services				
9. Metro Annual Work Program		1,506,248	-	2,128,083
<p>Continue funding and resolution authority for 12 positions consisting of five Senior Construction Inspectors, six Construction Inspectors, and one Management Analyst. These positions support the design and construction of various rail, bus, street, and capital projects authorized as part of the Los Angeles Metropolitan Transit Authority (Metro) Annual Work Program. Continue one-time funding in the Overtime General (\$78,000), Printing and Binding (\$2,904), Contractual Services (\$6,000), Transportation (\$55,000), Office and Administrative (\$17,458), and Operating Supplies (\$4,785) accounts. One vacant Senior Construction Inspector and four vacant Construction Inspectors are not continued. Front funding for the positions will be provided by the Measure M Local Return Fund (\$93,596) and the Proposition C Anti-Gridlock Transit Improvement Fund (\$1,412,652) and will be fully reimbursed by Metro. See related items in the Bureaus of Engineering, Street Lighting, and Street Services, and the Department of Transportation. Related costs consist of employee benefits.</p> <p><i>SG: \$1,342,101 SOT: \$78,000 EX: \$86,147</i></p> <p><i>Related Costs: \$621,835</i></p>				
10. Services to the Department of Water and Power (DWP)		940,323	-	1,364,561
<p>Continue funding and resolution authority for nine positions consisting of one Senior Construction Inspector, two Construction Inspectors, and six Management Analysts to provide inspection and contract compliance services on major DWP construction projects. Add one-time funding in the Overtime General (\$27,000), Printing and Binding (\$792), Contractual Services (\$4,500), Transportation (\$15,000), Office and Administrative (\$10,005), and Operating Supplies (\$1,305) accounts. All costs will be fully reimbursed by DWP. Related costs consist of employee benefits.</p> <p><i>SG: \$881,721 SOT: \$27,000 EX: \$31,602</i></p> <p><i>Related Costs: \$424,238</i></p>				

Program Changes		Direct Cost	Positions	Total Cost
Changes in Salaries, Expense, Equipment, and Special				
Continuation of Services				
11. Services to the Harbor Department		798,815	-	1,144,455
Continue funding and resolution authority for seven positions consisting of two Senior Construction Inspectors, two Construction Inspectors, and three Management Analysts to provide inspection and contract compliance services on major projects at the Harbor Department. Continue one-time funding in the Overtime General (\$31,500), Printing and Binding (\$1,056), Contractual Services (\$3,500), Transportation (\$20,000), Office and Administrative (\$8,785), and Operating Supplies (\$1,740) accounts. All costs will be fully reimbursed by the Harbor Department. Related costs consist of employee benefits. SG: \$732,234 SOT: \$31,500 EX: \$35,081 Related Costs: \$345,640				
12. Services to the Los Angeles World Airports (LAWA)		2,580,476	-	3,704,754
Continue funding and resolution authority for 23 positions consisting of two Senior Electrical Inspectors, two Senior Construction Inspectors, eight Construction Inspectors, eight Management Analysts, one Senior Management Analyst I, one Senior Administrative Clerk, and one Compliance Program Manager I to provide inspection and contract compliance services on major LAWA construction projects. Add one-time funding in the Overtime General (\$99,000), Printing and Binding (\$3,168), Contractual Services (\$11,500), Transportation (\$60,000), Office and Administrative (\$29,443), and Operating Supplies (\$5,220) accounts. One vacant Senior Electrical Inspector, three vacant Senior Construction Inspectors, and five vacant Construction Inspectors are not continued. All costs will be fully reimbursed by the Department of Airports and permit fees. Related costs consist of employee benefits. SG: \$2,372,145 SOT: \$99,000 EX: \$109,331 Related Costs: \$1,124,278				

Bureau of Contract Administration

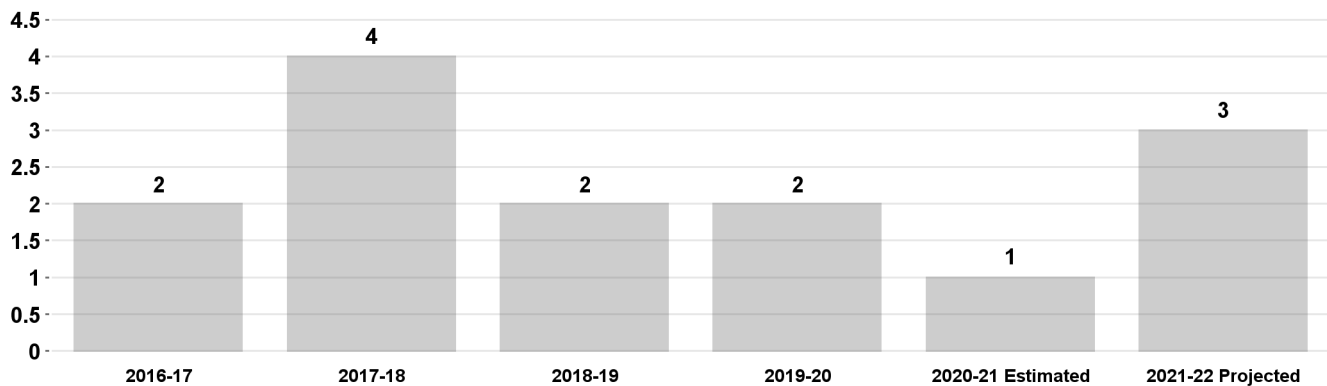
Program Changes		Direct Cost	Positions	Total Cost
Changes in Salaries, Expense, Equipment, and Special				
Efficiencies to Services				
13. One-Time Salary Reduction		(500,000)	-	(668,750)
Reduce funding in the Salaries General Account, as a one-time budget reduction, to reflect savings generated by positions filled in-lieu, maintaining vacancies, and anticipated attrition. Related costs consist of employee benefits. SG: (\$500,000) Related Costs: (\$168,750)				
14. Street Lighting Construction Inspection Reduction		(119,288)	(1)	(168,745)
Delete funding and regular authority for one Construction Inspector and funding in the Overtime General (\$6,981), Contractual Services (\$519), Transportation (\$5,000), Office and Administrative (\$1,513), and Operating Supplies (\$435) accounts for construction inspection services for street lighting construction projects. Funding is provided by the Street Lighting Maintenance Assessment Fund. Related costs consist of employee benefits. SG: (\$104,840) SOT: (\$6,981) EX: (\$7,467) Related Costs: (\$49,457)				
Separation Incentive Program				
15. Separation Incentive Program Cash Payment		1,467,617	-	1,467,617
Add one-time funding in the Salaries General Account to pay for the balance of the Separation Incentive Program cash payment for 26 participants. Partial funding is provided by the Sidewalk Repair Fund (\$60,113), the Measure M Local Return Fund (\$98,093), and the Sewer Construction and Maintenance Fund (\$364,259). SG: \$1,467,617				
16. Separation Incentive Program		(2,444,582)	(21)	(3,565,161)
Delete funding and regular authority for 21 positions as a result of the Separation Incentive Program (SIP). Resolution authority positions that are not continued as part of SIP are reflected in the Deletion of Funding for Resolution Authorities item. Partial funding is provided by the Sewer Construction and Maintenance Fund (\$737,200). Related costs consist of employee benefits. SG: (\$2,444,582) Related Costs: (\$1,120,579)				
TOTAL CHANGES APPLICABLE TO VARIOUS PROGRAMS		536,733	(22)	

Construction Inspection

Priority Outcome: Create a more livable and sustainable city

This program administers contracts and permits for construction of public works projects such as streets, bridges, sewers, storm drains, street lights, traffic signals, wastewater treatment facilities, and public buildings through inspection at sites and in plants engaged in manufacturing related construction materials. The activities include approving and processing payment for work acceptably completed; recommending acceptance of completed public improvement projects; approving subcontractors; and maintaining the legal record of construction. The program also provides inspection for recreation and parks projects and airport, port, utilities, and wastewater treatment facilities, and the installation of erosion control devices whenever grading operations create a hazard to dedicated and future streets within the City. It also provides inspection for private development work encroaching in the public right-of-way.

Number of Days for Final Retention Requests to be Processed



Program Changes

Direct Cost Positions Total Cost

Changes in Salaries, Expense, Equipment, and Special

Apportionment of Changes Applicable to Various Programs

266,241 (20) (2,401,048)

Related costs consist of employee benefits.

SG: \$1,063,958 SOT: (\$392,481) EX: (\$405,236)

Related Costs: (\$2,667,289)

Continuation of Services

17. Transportation Annual Grant Program

1,412,652 - 1,989,607

Continue funding and resolution authority for 11 positions consisting of five Senior Construction Inspectors and six Construction Inspectors to provide inspection services for the Transportation Grant Annual Work Program. Continue one-time funding in the Overtime General (\$77,000), Printing and Binding (\$2,904), Contractual Services (\$5,500), Transportation (\$55,000), Office and Administrative (\$16,643), and Operating Supplies (\$4,785) accounts. Funding is provided by the Proposition C Anti-Gridlock Transit Improvement Fund. See related items in the Bureaus of Engineering and Street Lighting. Related costs consist of employee benefits.

SG: \$1,250,820 SOT: \$77,000 EX: \$84,832

Related Costs: \$576,955

Construction Inspection

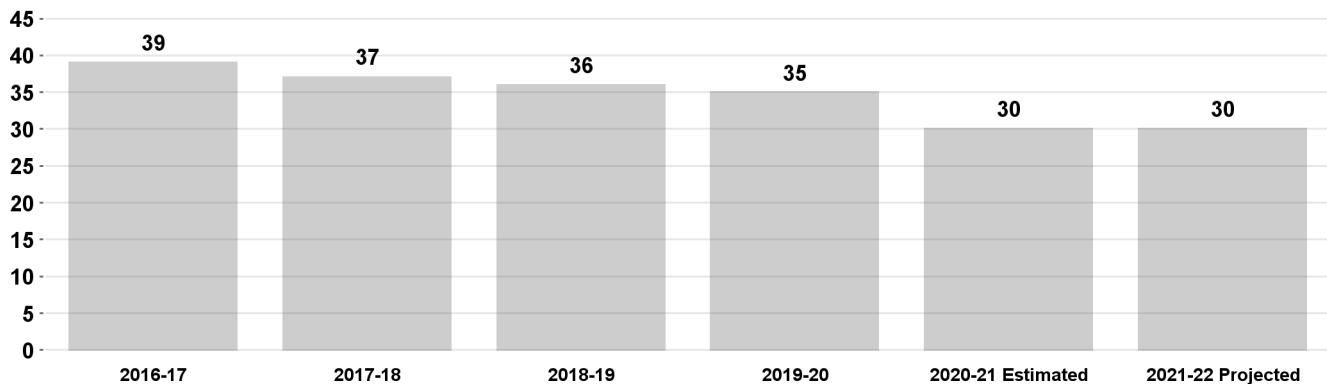
Program Changes	Direct Cost	Positions	Total Cost
Changes in Salaries, Expense, Equipment, and Special			
Continuation of Services			
18. Utility Permit Warranty Program Continue funding and resolution authority for two Senior Construction Inspectors to inspect trench work completed within the past year to ensure that the work meets City standards as part of a Utility Permit Warranty Program. Continue one-time funding in the Overtime General (\$14,000), Printing and Binding (\$528), Contractual Services (\$1,000), Transportation (\$10,000), Office and Administrative (\$3,026), and Operating Supplies (\$870) accounts. All costs will be reimbursed by Utility Permit fees. See related Bureau of Engineering item. Related costs consist of employee benefits. <i>SG: \$248,712 SOT: \$14,000 EX: \$15,424</i> <i>Related Costs: \$112,086</i>	278,136	-	390,222
19. Utility Electric Meter Release Program Continue funding and resolution authority for one Senior Electrical Inspector to provide inspection services and the release of electric meters to the Department of Water and Power for utility installations in the public right of way. Add one-time funding in the Overtime General (\$7,000), Printing and Binding (\$264), Contractual Services (\$500), Transportation (\$5,000), Office and Administrative (\$1,513), and Operating Supplies (\$435) accounts to support this work. All costs will be reimbursed by Utility Permit fees. Related costs consist of employee benefits. <i>SG: \$121,028 SOT: \$7,000 EX: \$7,712</i> <i>Related Costs: \$54,920</i>	135,740	-	190,660
Increased Services			
20. Inspection Technology Upgrade Add one-time funding in the Office and Administrative Account for the upgrade of end of lifecycle mobile phones and laptops for the effective performance of inspection services, real-time update of documents, and basic communication needs with project managers and contractors. Partial funding is provided by the Sewer Construction and Maintenance Fund (\$50,000). <i>EX: \$270,000</i>	270,000	-	270,000
TOTAL Construction Inspection	2,362,769	(20)	
2020-21 Program Budget	31,578,208	219	
Changes in Salaries, Expense, Equipment, and Special	2,362,769	(20)	
2021-22 PROGRAM BUDGET	33,940,977	199	

Contract Compliance

Priority Outcome: Promote good jobs for Angelenos all across Los Angeles

This program ensures that contractors performing under City-awarded contracts comply with City, state and federal requirements relating to affirmative action; equal employment opportunity; prevailing wage; minimum wage; paid sick leave; fair chance initiative for hiring; business inclusion for minority, women, small, emerging, local, disabled veteran, federal disadvantaged, and other business enterprises; project labor agreements (PLAs); and other labor regulations through outreach, monitoring, and enforcement activities. Additionally, this program ensures that businesses in the City of Los Angeles comply with the City's minimum wage, fair chance initiative, and paid sick leave ordinance.

Percent of Hours Worked by Local Hires at PLA Projects



Program Changes	Direct Cost	Positions	Total Cost
Changes in Salaries, Expense, Equipment, and Special			
Apportionment of Changes Applicable to Various Programs	15,916	(2)	(95,014)
Related costs consist of employee benefits.			
SG: \$503,936 SOT: (\$1,500) EX: (\$486,520)			
Related Costs: (\$110,930)			
Continuation of Services			
21. Office of Wage Standards Support	246,747	-	300,895
Continue funding and resolution authority for one Senior Systems Analyst I to support the minimum wage, paid sick leave, Fair Chance Initiative, and wage theft enforcement programs. Continue one-time funding in the Overtime General (\$1,000), Contractual Services (\$125,900), and Office and Administrative (\$1,106) accounts. See related Office of the City Attorney item. Related costs consist of employee benefits.			
SG: \$118,741 SOT: \$1,000 EX: \$127,006			
Related Costs: \$54,148			

Contract Compliance

Program Changes		Direct Cost	Positions	Total Cost
Changes in Salaries, Expense, Equipment, and Special				
Continuation of Services				
22. CORE Business Inclusion Unit		124,782	-	179,221
Continue funding and resolution authority for one Senior Management Analyst I to support the Certification, Outreach, Regulations, and Enforcement (CORE) section by supervising the Business Inclusion Unit and the Consistency, Level playing field, Education, Access, and Responsible behavior (CLEAR) Contracting Program. Continue one-time funding in the Overtime General (\$3,000), Contractual Services (\$500), and Office and Administrative (\$1,682) accounts to support this work. Partial funding (\$88,902) is provided by the Sewer Construction and Maintenance Fund. Related costs consist of employee benefits. SG: \$119,600 SOT: \$3,000 EX: \$2,182 Related Costs: \$54,439				
23. CLEAR Contracting Support		118,692	-	163,572
Continue funding and resolution authority for one Management Analyst within the Consistency, Level playing field, Education, Access, and Responsible behavior (CLEAR) Contracting Program, which aims to streamline and improve the City's contracting processes and make it easier for all businesses to compete for contracts. Add one-time funding in the Overtime General (\$1,000) and Office and Administrative (\$911) accounts, and continue one-time funding in the Contractual Services Account (\$25,500) to pay a mandatory share of costs for a California Department of Transportation certification portal for Disadvantaged Business Enterprise (DBE) and Airport Concessionaire Disadvantaged Business Enterprise (ACDBE) applications. Related costs consist of employee benefits. SG: \$91,281 SOT: \$1,000 EX: \$26,411 Related Costs: \$44,880				
24. CORE Business Outreach		50,000	-	50,000
Continue one-time funding in the Contractual Services Account to support the Certification, Outreach, Regulations, and Enforcement (CORE) section of the Office of Contract Compliance. This funding will provide additional outreach events associated with the City's Business Inclusion Program. EX: \$50,000				
TOTAL Contract Compliance		556,137	(2)	
2020-21 Program Budget		7,645,998	59	
Changes in Salaries, Expense, Equipment, and Special		556,137	(2)	
2021-22 PROGRAM BUDGET		8,202,135	57	

General Administration and Support

This program provides management and administrative support including budget development, fiscal monitoring, records management, personnel administration, and systems and clerical support.

Program Changes	Direct Cost	Positions	Total Cost
Changes in Salaries, Expense, Equipment, and Special			
Apportionment of Changes Applicable to Various Programs Related costs consist of employee benefits. <i>SG: \$260,608 SOT: (\$2,000) EX: (\$4,032)</i> <i>Related Costs: (\$52,806)</i>	254,576	-	201,770
Continuation of Services			
25. Business Intelligence and Analytics Support Continue funding and resolution authority for one Management Analyst to perform data analysis and reporting for the Wastewater Program. Continue one-time funding in the Overtime General (\$1,000), Contractual Services (\$500), and Office and Administrative (\$815) accounts. Funding is provided by the Sewer Construction and Maintenance Fund. Related costs consist of employee benefits. <i>SG: \$91,281 SOT: \$1,000 EX: \$1,315</i> <i>Related Costs: \$44,880</i>	93,596	-	138,476
26. Payments and Automation Continue funding and resolution authority for one Systems Analyst to streamline the process used to pay contractors. Continue one-time funding in the Overtime General (\$2,000), Contractual Services (\$900), and Office and Administrative (\$3,606) accounts. Funding is provided by the Sewer Construction and Maintenance Fund. Related costs consist of employee benefits. <i>SG: \$85,533 SOT: \$2,000 EX: \$4,506</i> <i>Related Costs: \$42,940</i>	92,039	-	134,979
TOTAL General Administration and Support	440,211	-	
2020-21 Program Budget	2,631,566	25	
Changes in Salaries, Expense, Equipment, and Special	440,211	-	
2021-22 PROGRAM BUDGET	3,071,777	25	

**BUREAU OF CONTRACT ADMINISTRATION
DETAIL OF CONTRACTUAL SERVICES ACCOUNT**

2019-20 Actual Expenditures	2020-21 Adopted Budget	2020-21 Estimated Expenditures	Program/Code/Description	2021-22 Contract Amount
Construction Inspection - FG7601				
\$ 18,428	\$ 41,055	\$ 35,000	1. Rental/maintenance of photocopiers.....	\$ 34,997
100,921	119,192	110,000	2. Software maintenance agreements.....	98,231
-	3,500	2,000	3. Records storage.....	2,500
-	-	3,000	4. Business research service.....	3,000
<u>\$ 119,349</u>	<u>\$ 163,747</u>	<u>\$ 150,000</u>	Construction Inspection Total	<u>\$ 138,728</u>
Contract Compliance - FG7602				
\$ 4,947	\$ 8,500	\$ 8,000	5. Rental/maintenance of photocopiers.....	\$ 8,000
-	136	-	6. Maintenance of electronic typewriters.....	-
27,093	136,602	105,000	7. Software maintenance agreements.....	138,138
-	500	-	8. Records storage.....	1,000
10,484	5,000	1,000	9. Business research service.....	25,000
392,824	365,000	365,000	10. Outreach services.....	69,500
<u>\$ 435,348</u>	<u>\$ 515,738</u>	<u>\$ 479,000</u>	Contract Compliance Total	<u>\$ 241,638</u>
General Administration and Support - FG7650				
\$ 1,794	\$ 1,930	\$ 2,000	11. Rental/maintenance of photocopiers.....	\$ 1,930
9,821	5,326	5,000	12. Software maintenance agreements.....	5,326
-	2,400	2,000	13. Business research service.....	2,400
<u>\$ 11,615</u>	<u>\$ 9,656</u>	<u>\$ 9,000</u>	General Administration and Support Total	<u>\$ 9,656</u>
<u>\$ 566,312</u>	<u>\$ 689,141</u>	<u>\$ 638,000</u>	TOTAL CONTRACTUAL SERVICES ACCOUNT	<u>\$ 390,022</u>

Bureau of Contract Administration

Position Counts						
2020-21	Change	2021-22	Code	Title	2021-22 Salary Range and Annual Salary	
<u>GENERAL</u>						
<u>Regular Positions</u>						
1	-	1	0202	Inspector of Public Works		(267,932)
1	-	1	1117-2	Executive Administrative Assistant II	2989(2)	(62,410 - 93,772)
1	-	1	1117-3	Executive Administrative Assistant III	3205(2)	(66,920 - 100,516)
1	-	1	1170	Payroll Supervisor	3343(2)	(69,801 - 104,838)
1	-	1	1201	Principal Clerk	2728(2)	(56,960 - 85,608)
1	-	1	1223	Accounting Clerk	2414(2)	(50,404 - 75,710)
1	-	1	1358	Administrative Clerk	1853(2)	(38,690 - 58,088)
10	-	10	1368	Senior Administrative Clerk	2287(2)	(47,752 - 71,743)
4	-	4	1461-2	Communications Information Representative II	2287(2)	(47,752 - 71,743)
1	-	1	1470	Data Base Architect	4820(2)	(100,641 - 151,212)
2	-	2	1539	Management Assistant	2462(2)	(51,406 - 77,235)
5	-	5	1596	Systems Analyst	3457(2)	(72,182 - 108,471)
3	-	3	1597-1	Senior Systems Analyst I	4091(2)	(85,420 - 128,286)
1	-	1	1597-2	Senior Systems Analyst II	5061(2)	(105,673 - 158,771)
7	(1)	6	4208-4	Assistant Inspector IV	2779(10)	(58,025 - 87,194)
6	-	6	4223	Senior Electrical Inspector	3801(8)	(79,364 - 119,203)
1	-	1	7237	Civil Engineer	4418(2)	(92,247 - 138,580)
112	(6)	106	7291	Construction Inspector	3429(8)	(71,597 - 107,573)
65	(9)	56	7294	Senior Construction Inspector	3812(8)	(79,594 - 119,558)
5	-	5	7296	Chief Construction Inspector	5226(2)	(109,118 - 163,928)
16	(4)	12	7297	Principal Construction Inspector	4452(2)	(92,957 - 139,645)
2	-	2	7298	Assistant Director Bureau Contract Administration	6684(2)	(139,561 - 209,656)
3	-	3	9165-1	Compliance Program Manager I	4468(2)	(93,291 - 140,167)
2	-	2	9165-2	Compliance Program Manager II	5580(2)	(116,510 - 175,016)
6	-	6	9171-1	Senior Management Analyst I	4255(2)	(88,844 - 133,423)
1	-	1	9182	Chief Management Analyst	6067(2)	(126,678 - 190,279)
44	(2)	42	9184	Management Analyst	3457(2)	(72,182 - 108,471)
303	(22)	281				

AS NEEDED

To be Employed As Needed in Such Numbers as Required

1223	Accounting Clerk	2414(2)	(50,404 - 75,710)
1358	Administrative Clerk	1853(2)	(38,690 - 58,088)

Position Counts			Code	Title	2021-22 Salary Range and Annual Salary
2020-21	Change	2021-22			

HIRING HALL

Hiring Hall to be Employed As Needed in Such Numbers as Required

0896	Building Operating Engineer - Hiring Hall	\$18/hr
------	---	---------

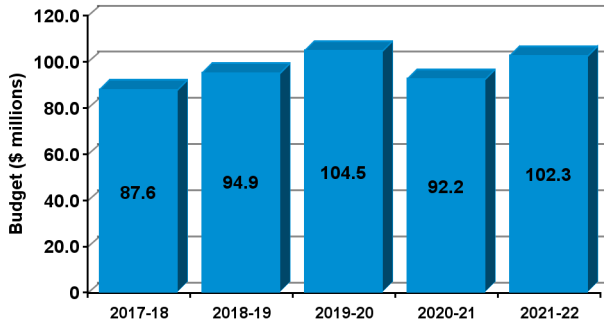
	Regular Positions
Total	281

BUREAU OF ENGINEERING

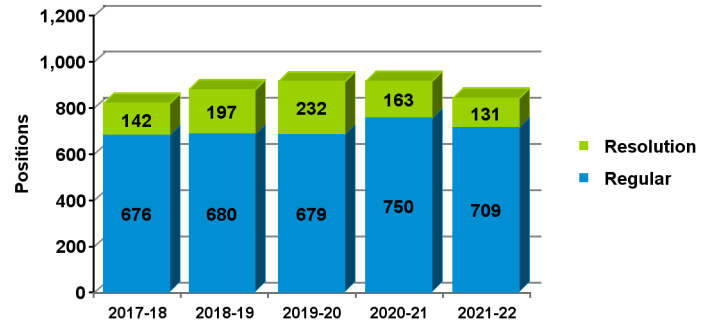
2021-22 Proposed Budget

FIVE-YEAR HISTORY OF BUDGET AND POSITION AUTHORITIES

FIVE-YEAR BUDGET HISTORY



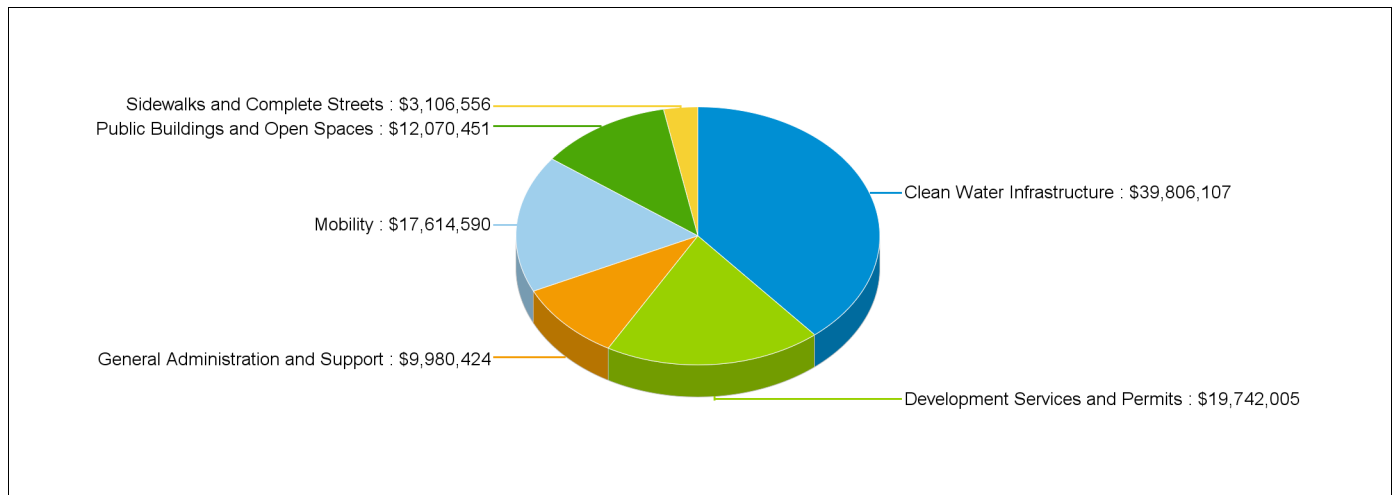
FIVE-YEAR POSITION AUTHORITY HISTORY



SUMMARY OF 2021-22 PROPOSED BUDGET CHANGES

	Total Budget			General Fund			Special Fund		
		Regular	Resolution		Regular	Resolution		Regular	Resolution
2020-21 Adopted	\$92,239,682	750	163	\$32,148,332 34.9%	275	74	\$60,091,350 65.1%	475	89
2021-22 Proposed	\$102,320,133	709	131	\$36,873,557 36.0%	266	52	\$65,446,576 64.0%	443	79
Change from Prior Year	\$10,080,451	(41)	(32)	\$4,725,225	(9)	(22)	\$5,355,226	(32)	(10)

2021-22 FUNDING DISTRIBUTION BY PROGRAM



MAIN BUDGET ITEMS

	Funding	Positions
* Safe Clean Water Program	\$1,084,782	9
* Metro Annual Work Program	\$3,435,078	-
* Affordable Housing and Sustainable Communities Grant	\$359,510	-
* Failed Street Reconstruction	\$265,016	-
* Sidewalk Repair Program Compliance and Support	\$372,057	3

Recapitulation of Changes

	Adopted Budget 2020-21	Total Budget Changes	Total Budget 2021-22
EXPENDITURES AND APPROPRIATIONS			
Salaries			
Salaries General	86,335,571	9,298,608	95,634,179
Salaries, As-Needed	350,000	-	350,000
Overtime General	1,267,246	50,000	1,317,246
Hiring Hall Salaries	462,500	-	462,500
Benefits Hiring Hall	187,500	-	187,500
Total Salaries	88,602,817	9,348,608	97,951,425
Expense			
Printing and Binding	91,402	-	91,402
Construction Expense	52,362	-	52,362
Contractual Services	1,785,990	688,537	2,474,527
Field Equipment Expense	66,629	-	66,629
Transportation	79,252	20,000	99,252
Office and Administrative	1,338,270	3,181	1,341,451
Operating Supplies	222,960	20,125	243,085
Total Expense	3,636,865	731,843	4,368,708
Total Bureau of Engineering	92,239,682	10,080,451	102,320,133

Recapitulation of Changes

	Adopted Budget 2020-21	Total Budget Changes	Total Budget 2021-22
SOURCES OF FUNDS			
General Fund	32,148,332	4,725,225	36,873,557
Special Gas Tax Improvement Fund (Sch. 5)	4,114,049	576,126	4,690,175
Stormwater Pollution Abatement Fund (Sch. 7)	3,387,901	238,224	3,626,125
Mobile Source Air Pollution Reduction Fund (Sch. 10)	96,851	13,461	110,312
Sewer Capital Fund (Sch. 14)	39,888,981	2,671,357	42,560,338
Street Lighting Maintenance Assessment Fund (Sch. 19)	91,265	(17,885)	73,380
Telecommunications Development Account (Sch. 20)	86,038	14,251	100,289
Proposition C Anti-Gridlock Transit Fund (Sch. 27)	7,771,423	569,361	8,340,784
Building and Safety Building Permit Fund (Sch. 40)	20,000	-	20,000
Street Damage Restoration Fee Fund (Sch. 47)	641,193	(964)	640,229
Measure R Local Return Fund (Sch. 49)	574,694	37,346	612,040
Sidewalk Repair Fund (Sch. 51)	1,778,222	402,937	2,181,159
Measure M Local Return Fund (Sch. 52)	1,439,998	(33,035)	1,406,963
Measure W Local Return Fund (Sch. 55)	200,735	884,047	1,084,782
Total Funds	92,239,682	10,080,451	102,320,133
Percentage Change			10.93%
Positions	750	(41)	709

Changes Applicable to Various Programs

The following changes involve two or more budgetary programs. These changes are explained below and apportioned as single entries in the affected programs. Single-program changes are shown only in the programs involved.

Program Changes	Direct Cost	Positions	Total Cost
Changes in Salaries, Expense, Equipment, and Special			
Obligatory Changes			
1. 2020-21 Employee Compensation Adjustment Related costs consist of employee benefits. SG: (\$763,021) Related Costs: (\$195,362)	(763,021)	-	(958,383)
2. 2021-22 Employee Compensation Adjustment Related costs consist of employee benefits. SG: \$102,530 Related Costs: \$31,395	102,530	-	133,925
3. Full Funding for Partially Financed Positions Related costs consist of employee benefits. SG: \$11,700,877 Related Costs: \$3,949,045	11,700,877	-	15,649,922
4. Salary Step and Turnover Effect Related costs consist of employee benefits. SG: \$768,273 Related Costs: \$235,247	768,273	-	1,003,520
Deletion of One-Time Services			
5. Deletion of Funding for Resolution Authorities Delete funding for 163 resolution authority positions. Resolution authorities are reviewed annually and continued only if sufficient funding is available to maintain the current service level. Related costs consist of employee benefits. 18 positions are continued as regular positions: Structural Plan Checking of Private Development Projects (Two positions) Environmental Management Group Support (Two positions) Emergency Sewer Repair Program Support (One position) Safe Clean Water Program (Nine positions) Transportation Construction Traffic Management (One position) Sidewalk Repair Program Compliance and Support (Three positions) 124 positions are continued: Land Development and Survey Management Support (Three positions) Above Ground Facilities and Utility Permits and Warranty (Seven positions) Sidewalk Dining Program Support (One position) Public Right of Way Reservation System (One position)	(15,523,273)	-	(20,320,012)

Program Changes	Direct Cost	Positions	Total Cost
Changes in Salaries, Expense, Equipment, and Special			
Deletion of One-Time Services			
LAWA Landside Access Modernization Program (Three positions)			
LAWA Structural and Permit Plan Review (Four positions)			
Clean Water Program Support (Two positions)			
Department of Water and Power Stormwater Capture (Two positions)			
Metro Annual Work Program (27 positions)			
Transportation Grant Annual Work Program (22 positions)			
Active Transportation Program Delivery (Eight positions)			
Vision Zero (Two positions)			
Traffic Signals Program (Three positions)			
Affordable Housing and Sustainable Communities Grant (Three positions)			
Seventh Street Streetscape Project (One position)			
Zelzah Avenue Streets Improvements Project (One position)			
Grant Funded Projects Support (10 positions)			
Failed Street Reconstruction (Three positions)			
ADA Coordinator for Sidewalk Repair Program (One position)			
Complete Streets Program (Seven positions)			
Electric Vehicle and Solar Power Engineering (Two positions)			
Los Angeles River Design and Project Management (Two positions)			
Sixth Street Viaduct Engineering Projects (Two positions)			
Recreation and Parks Project Support (One position)			
Pio Pico Library Pocket Park (One position)			
Potrero Canyon Park Project Support (Two positions)			
A Bridge Home Program Support (One position)			
Project Management Support for Proposition K (Two positions)			
21 vacant positions are not continued as a result of the Separation Incentive Program:			
Metro Annual Work Program (One position)			
Failed Street Reconstruction (Three positions)			
Complete Streets Program (One position)			
Los Angeles River Design and Project Management (One position)			
A Bridge Home Program Support (One position)			
Broadway Streetscape Project (One position)			
City Homeless Facilities (One position)			
Los Angeles Street Civic Building (Three positions)			
Fire and Animal Shelter Projects Support (Two positions)			
Convention Center and A Bridge Home Projects Support (One position)			
Los Angeles Convention Center Support (Five positions)			
City Hall Electrical Upgrades (One position)			
SG: (\$15,523,273)			
Related Costs: (\$4,796,739)			

Program Changes		Direct Cost	Positions	Total Cost
Changes in Salaries, Expense, Equipment, and Special				
Deletion of One-Time Services				
6. Deletion of One-Time Expense Funding		(1,806,523)	-	(1,806,523)
Delete one-time Salaries, As-Needed, Overtime General, Hiring Hall Salaries, Hiring Hall Benefits, and expense funding.				
SAN: (\$350,000) SHH: (\$137,500) SHHFB: (\$12,500)				
SOT: (\$300,973) EX: (\$1,005,550)				
Restoration of Services				
7. Restoration of One-Time Expense Funding		347,893	-	347,893
Restore funding in the Overtime General (\$50,000), Contractual Services (\$188,537), Transportation (\$20,000), Office and Administrative (\$52,356), and Operating Supplies (\$37,000) accounts that were reduced on a one-time basis in the 2020-21 Budget.				
SOT: \$50,000 EX: \$297,893				
Efficiencies to Services				
8. One-Time Salary Reductions		(200,000)	-	(267,500)
Reduce funding in the Salaries General Account, as a one-time budget reduction, to reflect savings generated by positions filled in-lieu, maintaining vacancies, anticipated attrition, and shifting positions to work on special funded work. Related costs consist of employee benefits.				
SG: (\$200,000)				
Related Costs: (\$67,500)				
Separation Incentive Program				
9. Separation Incentive Program Cash Payment		5,293,674	-	5,293,674
Add one-time funding in the Salaries General Account to pay for the balance of the Separation Incentive Program cash payment for 89 participants. Partial funding is provided by the Special Gas Tax Improvement Fund (\$104,207), Proposition C Anti-Gridlock Transit Fund (\$210,000), Sewer Construction and Maintenance Fund (\$2,099,110), Street Damage Restoration Fee Fund (\$86,732), Sidewalk Repair Fund (\$70,000), and Measure M Local Return Fund (\$156,732).				
SG: \$5,293,674				
10. Separation Incentive Program		(5,647,196)	(59)	(8,383,433)
Delete funding and regular authority for 59 positions as a result of the Separation Incentive Program (SIP). Resolution authority positions that are not continued as part of SIP are reflected in the Deletion of Funding for Resolution Authorities item. Partial funding is provided by the Special Gas Tax Improvement Fund (\$174,141), Proposition C Anti-Gridlock Transit Fund (\$244,630), and Sewer Construction and Maintenance Fund (\$3,770,159). Related costs consist of employee benefits.				
SG: (\$5,647,196)				
Related Costs: (\$2,736,237)				

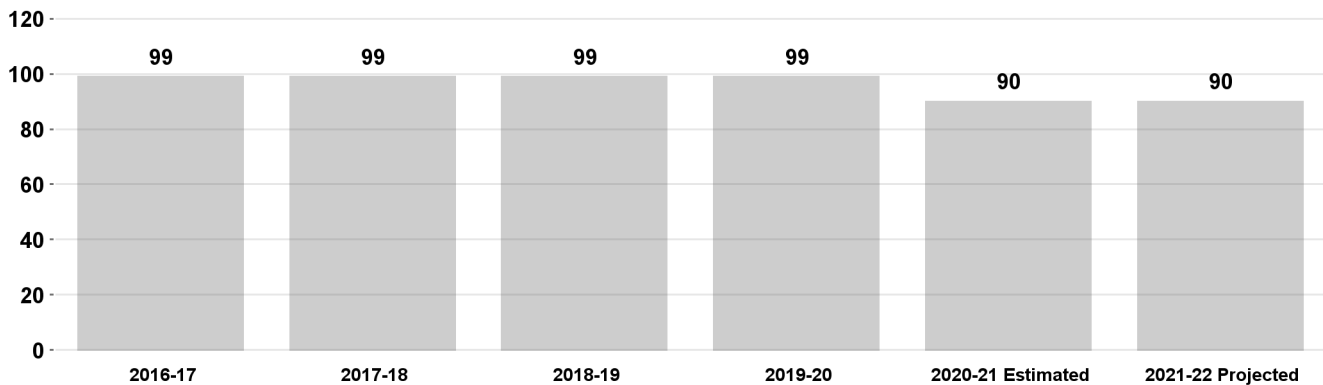
Program Changes	Direct Cost	Positions	Total Cost
Changes in Salaries, Expense, Equipment, and Special			
Separation Incentive Program			
11. Separation Incentive Program - Alternative Reduction	(806,767)	-	(1,326,083)
Reduce funding in the Salaries General Account, as a one-time budget reduction, as an alternative to deleting revenue-generating position authorities that were vacated due to the Separation Incentive Program. Related costs consist of employee benefits.			
SG: (\$806,767)			
Related Costs: (\$519,316)			
TOTAL CHANGES APPLICABLE TO VARIOUS PROGRAMS	(6,533,533)	(59)	

Development Services and Permits

Priority Outcome: Create a more livable and sustainable city

This program provides fee-supported permits and pre-development and engineering services to private developers that are primarily related to infrastructure improvements within the public right-of-way, which are conditions of approval for development projects. Additional services include utility permits; private plan checking; public counter services; and land, aerial, topographic, geodetic, and global positioning system (GPS) surveys and maps.

Percent of A Permits Issued within 60 Minutes



Program Changes	Direct Cost	Positions	Total Cost
Changes in Salaries, Expense, Equipment, and Special			
Apportionment of Changes Applicable to Various Programs	(798,469)	(4)	(116,907)
Related costs consist of employee benefits.			
SG: (\$485,679) SOT: \$5,000 EX: (\$317,790)			
Related Costs: \$681,562			
Continuation of Services			
12. Structural Plan Checking of Private Development Projects Continue funding and add regular authority for two positions consisting of one Structural Engineer and one Structural Engineering Associate II to provide expertise for plan checking of private development projects such as underground wastewater structures, buildings, bridges, retaining walls, and excavations. Continue funding in the Office and Administrative Account. These positions will be fully reimbursed by B-Permit fees. Related costs consist of employee benefits. SG: \$232,915 EX: \$1,500 Related Costs: \$106,755	234,415	2	341,170
13. Land Development and Survey Management Support Continue funding and resolution authority for three positions consisting of one Survey Party Chief I and two Civil Engineering Associate IIs to review plans, submittals, and applications for acceptance in the Street Vacation and Subdivision Mapping Division. Continue one-time funding in the Office and Administrative Account. This position will be fully reimbursed by fees. Related costs consist of employee benefits. SG: \$294,010 EX: \$750 Related Costs: \$141,447	294,760	-	436,207

Development Services and Permits

Program Changes		Direct Cost	Positions	Total Cost
Changes in Salaries, Expense, Equipment, and Special				
Continuation of Services				
14. Above Grounds Facilities and Utility Permits and Warranty		776,182	-	1,135,135
Continue funding and resolution authority for seven positions consisting of two Civil Engineers, two Civil Engineering Associate IIIs, and three Civil Engineering Associate IIs to manage and process Above Ground Facility (AGF) permits and related U-permits, and enforce the required utility permit warranty. Continue one-time funding in the Office and Administrative Account. These positions will be fully reimbursed by fees. Related costs consist of employee benefits. SG: \$771,682 EX: \$4,500 Related Costs: \$358,953				
15. Sidewalk Dining Program Support		95,048	-	141,199
Continue funding and resolution authority for one Civil Engineering Associate II to assist with the expedited processing of revocable Sidewalk Dining Permits. This position will be fully reimbursed by fees. Related costs consist of employee benefits. SG: \$95,048 Related Costs: \$46,151				
16. Public Right of Way Reservation System		129,280	-	186,985
Continue funding and resolution authority for one Civil Engineer to provide dedicated support on the Public Right of Way Reservation System. Add one-time funding in the Office and Administrative Account. Related cost consists of employee benefits. SG: \$129,280 Related Costs: \$57,705				
17. Cloud Environment Subscription and Maintenance		364,000	-	364,000
Continue one-time funding in the Office and Administrative Account for cloud-based data storage. Partial funding is provided by the Special Gas Tax Improvement Fund (\$91,000) and Sewer Construction and Maintenance Fund (\$91,000). EX: \$364,000				
18. Environmental Management Group Support		222,408	2	325,111
Continue funding and add regular authority for two positions consisting of one Environmental Supervisor II and one Environmental Specialist II to provide technical support and conduct environmental impact review analysis on project plans to ensure proper mitigation measures are identified. Continue funding in the Office and Administrative Account. These positions will be fully reimbursed by fees. Related costs consist of employee benefits. SG: \$220,908 EX: \$1,500 Related Costs: \$102,703				

Development Services and Permits

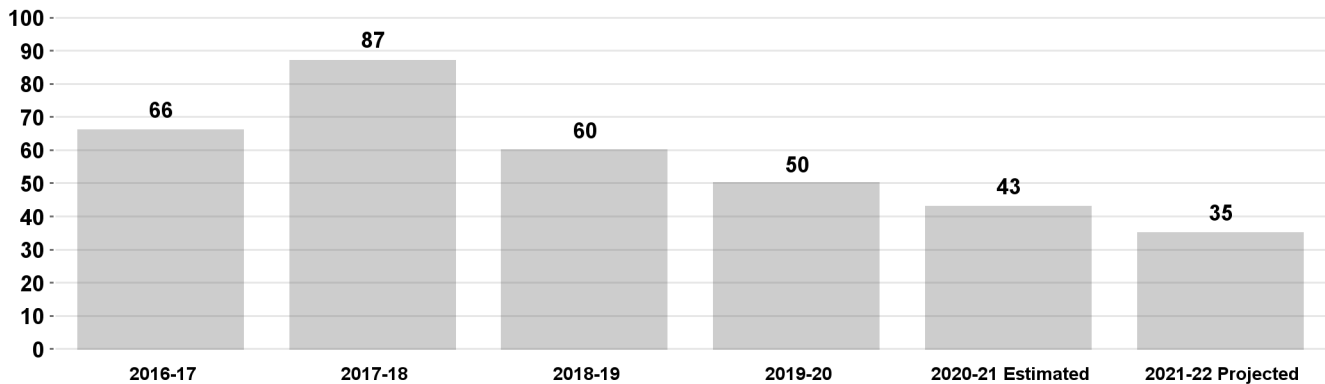
Program Changes	Direct Cost	Positions	Total Cost
Changes in Salaries, Expense, Equipment, and Special			
Continuation of Services			
19. LAWA Landside Access Modernization Program Continue funding and resolution authority for three positions consisting of one Principal Civil Engineer, one Senior Civil Engineer, and one Civil Engineer to support the Los Angeles World Airports (LAWA) Landside Access Modernization Program. Continue one-time funding in the Office and Administrative Account. These positions will be fully reimbursed by the Department of Airports and permit fees. Related costs consist of employee benefits. <i>SG: \$459,099 EX: \$2,250</i> <i>Related Costs: \$197,165</i>	461,349	-	658,514
20. LAWA Structural and Permit Plan Review Continue funding and resolution authority for four positions consisting of one Structural Engineer, one Civil Engineer and two Civil Engineering Associate IVs to perform structural plan check and detailed permit review for the Los Angeles World Airports. Continue one-time funding in the Office and Administrative Account. These positions will be fully reimbursed by permit fees. Related costs consist of employee benefits. <i>SG: \$510,584 EX: \$2,250</i> <i>Related Costs: \$228,614</i>	512,834	-	741,448
New Services			
21. Content Knowledge Management System Implementation Add one-time funding in the Contractual Services Account for the implementation of a cloud-based system to modernize file storage infrastructure and transition from obsolete storage systems, including survey equipment and technology. <i>EX: \$700,000</i>	700,000	-	700,000
TOTAL Development Services and Permits	2,991,807	-	
2020-21 Program Budget	16,750,198	149	
Changes in Salaries, Expense, Equipment, and Special	2,991,807	-	
2021-22 PROGRAM BUDGET	19,742,005	149	

Clean Water Infrastructure

Priority Outcome: Create a more livable and sustainable city

This program provides the following services: Design and construction of wastewater and sewage disposal facilities, stormwater drainage systems and facilities, and emergency sewer and storm drain repair response services.

Number of Completed Clean Water Capital Projects



Program Changes	Direct Cost	Positions	Total Cost
Changes in Salaries, Expense, Equipment, and Special			
Apportionment of Changes Applicable to Various Programs	1,753,778	(35)	1,224,878
Related costs consist of employee benefits.			
SG: \$1,746,028 EX: \$7,750			
Related Costs: (\$528,900)			
Continuation of Services			
22. Emergency Sewer Repair Program Support	98,513	1	145,581
Continue funding and add regular authority for one Management Analyst to assist with financial and administrative functions for the Emergency Sewer Repair Program. Continue funding in the Office and Administrative Account. Funding is provided by the Sewer Construction and Maintenance Fund. Related costs consist of employee benefits.			
SG: \$97,763 EX: \$750			
Related Costs: \$47,068			
23. Clean Water Program Support	216,058	-	316,618
Continue funding and resolution authority for two positions consisting of one Senior Management Analyst I and one Management Analyst to provide administrative support for the Proposition O Clean Water Bond Program. Continue one-time funding in the Office and Administrative Account. Related costs consist of employee benefits.			
SG: \$214,558 EX: \$1,500			
Related Costs: \$100,560			

Clean Water Infrastructure

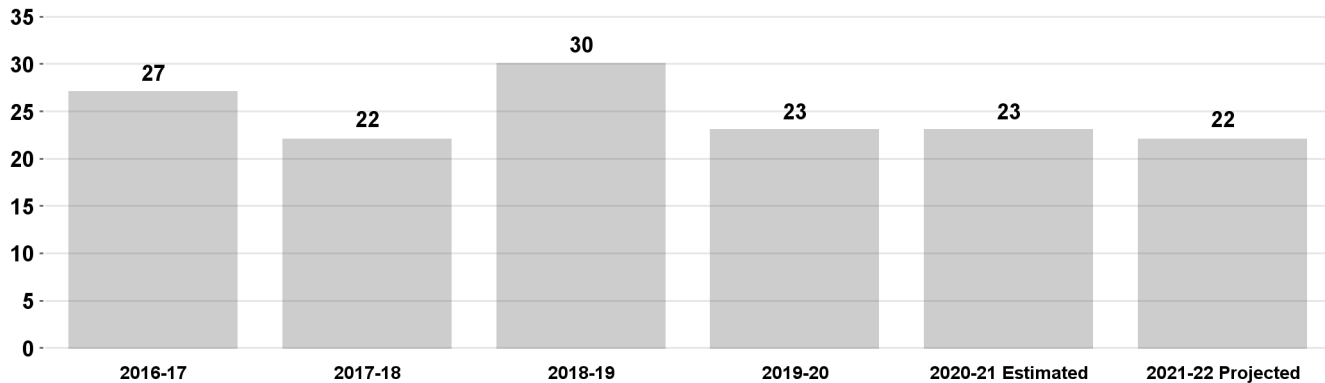
Program Changes	Direct Cost	Positions	Total Cost
Changes in Salaries, Expense, Equipment, and Special			
Continuation of Services			
24. Department of Water and Power Stormwater Capture Continue resolution authority for two positions consisting of one Civil Engineer and one Civil Engineering Associate III to provide design services for the Department of Water and Power (DWP) storm water capture projects. Funding will be provided through interim appropriations from DWP projects.	-	-	-
25. Safe Clean Water Program Continue funding and add regular authority for four positions consisting of one Civil Engineer, one Environmental Supervisor I, one Civil Engineering Associate III, and one Civil Engineering Associate II to support the Safe Clean Water Program. Add funding and regular authority for five positions consisting of one Senior Civil Engineer, one Civil Engineer, two Civil Engineering Associate IIIs, and one Civil Engineering Associate II. Continue funding in the Office and Administrative Account. Funding is provided by the Measure W Local Return Fund. Related costs consist of employee benefits. <i>SG: \$1,078,032 EX: \$6,750</i> <i>Related Costs: \$490,493</i>	1,084,782	9	1,575,275
Increased Services			
26. Clean Water Capital Improvement Program Add nine-months funding and resolution authority for four positions consisting of one Civil Engineer, one Control Systems Engineer I, one Civil Engineering Associate II, subject to pay grade determination by the Office of the City Administrative Officer, Employee Relations Division, and one Control Systems Engineering Associate II, subject to pay grade determination by the Office of the City Administrative Officer, Employee Relations Division, to provide design, construction management, and project management for the Clean Water Capital Improvement Program. Funding is provided by the Sewer Construction and Maintenance Fund. Related costs consist of employee benefits. <i>SG: \$345,342</i> <i>Related Costs: \$172,845</i>	345,342	-	518,187
TOTAL Clean Water Infrastructure	3,498,473	(25)	
2020-21 Program Budget	36,307,634	353	
Changes in Salaries, Expense, Equipment, and Special	3,498,473	(25)	
2021-22 PROGRAM BUDGET	39,806,107	328	

Mobility

Priority Outcome: Create a more livable and sustainable city

This program provides the following services: Design and construction of street improvements, regional transportation improvements, bridges, streetscapes, grade separations, and retaining walls.

Number of Completed Mobility Capital Projects



Program Changes	Direct Cost	Positions	Total Cost
Changes in Salaries, Expense, Equipment, and Special			
Apportionment of Changes Applicable to Various Programs	(7,447,570)	(4)	(10,597,388)
Related costs consist of employee benefits.			
SG: (\$6,430,797) SHH: (\$137,500) SHHFB: (\$12,500)			
SOT: (\$290,973) EX: (\$575,800)			
Related Costs: (\$3,149,818)			
Continuation of Services			
27. Metro Annual Work Program	3,435,078	-	4,930,748
Continue funding and resolution authority for 27 positions consisting of one Principal Civil Engineer, two Senior Civil Engineers, three Civil Engineers, one Geotechnical Engineer II, two Civil Engineering Associate IIs, five Civil Engineering Associate IIIs, three Civil Engineering Associate IVs, one Survey Party Chief II, one Structural Engineering Associate III, one Structural Engineering Associate IV, two Structural Engineers, one Senior Management Analyst I, one Office Engineering Technician III, one Environmental Supervisor I, one Management Analyst, and one Senior Administrative Clerk. These positions support the delivery of the Los Angeles Metropolitan Transportation Authority (Metro) Annual Work Program. One Civil Engineering Associate IV is not continued. Continue one-time funding in the Overtime General (\$109,055) and Office and Administrative (\$20,250) accounts. Front funding is provided by the Proposition C Anti-Gridlock Transit Fund and will be fully reimbursed by Metro. See related Bureaus of Contract Administration, Street Lighting, and Street Services, and the Department of Transportation items. Related costs consist of employee benefits.			
SG: \$3,305,773 SOT: \$109,055 EX: \$20,250			
Related Costs: \$1,495,670			

Mobility

Program Changes		Direct Cost	Positions	Total Cost
Changes in Salaries, Expense, Equipment, and Special				
Continuation of Services				
28. Transportation Grant Annual Work Program		2,691,257	-	3,838,821
Continue funding and resolution authority for 22 positions consisting of three Civil Engineers, six Civil Engineering Associate (CEA) IIs, five CEA IIIs, one Landscape Architectural Associate III, one Structural Engineer, four Structural Engineering Associate IIIs, one Land Surveying Assistant, and one Senior Management Analyst I to support the Transportation Grant Annual Work Program. Continue one-time funding in the Overtime General (\$191,918) and Office and Administrative (\$16,500) accounts. Front funding is provided by the Proposition C Anti-Gridlock Transit Fund and reimbursed by the various grantors as part of the Transportation Grant Annual Work Program. See related Department of Transportation and Bureaus of Contract Administration and Street Lighting items. Related costs consist of employee benefits. SG: \$2,482,839 SOT: \$191,918 EX: \$16,500 Related Costs: \$1,147,564				
29. Active Transportation Program Delivery		1,111,448	-	1,529,621
Continue funding and resolution authority for eight positions consisting of one Civil Engineer, five Civil Engineering Associate IIIs, one Environmental Specialist II, and one Management Analyst to provide grant writing, planning, design, construction management, and support for the delivery of Active Transportation Program projects. Continue one-time funding in the Contractual Services (\$200,000) and Office and Administrative (\$6,000) accounts. Funding is provided by the Proposition C Anti-Gridlock Transit Fund. See related Department of Transportation item. Related costs consist of employee benefits. SG: \$905,448 EX: \$206,000 Related Costs: \$418,173				
30. Transportation Construction Traffic Management		130,030	1	187,735
Continue funding and add regular authority for one Civil Engineer to act as the dedicated chair of the Major Transit and Transportation Construction Traffic Management Committee (TCTMC). The TCTMC minimizes the loss of traffic capacity resulting from major transit and transportation construction projects by reviewing permit activity. Continue funding in the Office and Administrative Account. Related costs consist of employee benefits. SG: \$129,280 EX: \$750 Related Costs: \$57,705				

Mobility

Program Changes		Direct Cost	Positions	Total Cost
Changes in Salaries, Expense, Equipment, and Special				
Continuation of Services				
31. Vision Zero		354,985	-	455,182
Continue funding and resolution authority for two positions consisting of one Civil Engineering Associate III and one Civil Engineering Associate II to review existing projects, provide engineering design and survey, and perform community outreach to facilitate implementation of the Vision Zero objectives. Continue one-time funding in the Hiring Hall Salaries (\$100,000), Contractual Services (\$40,000), and Office and Administrative (\$1,500) accounts. Funding is provided by the Measure R Local Return Fund. See related Bureaus of Street Lighting and Street Services, and Department of Transportation items. Related costs consist of employee benefits. SG: \$213,485 SHH: \$100,000 EX: \$41,500 Related Costs: \$100,197				
32. Traffic Signals Program		262,326	-	392,321
Continue funding and resolution authority for three positions consisting of two Civil Engineering Associate IIs and one Civil Engineering Drafting Technician to perform design services associated with new traffic signals and left turn projects. Continue one-time funding in the Office and Administrative Account. Funding is provided by the Measure M Local Return Fund. Related costs consist of employee benefits. SG: \$260,076 EX: \$2,250 Related Costs: \$129,995				
33. Great Streets Initiative		100,000	-	100,000
Continue one-time funding in the Hiring Hall Salaries (\$37,500), Benefits Hiring Hall (\$12,500), and Contractual Services (\$50,000) accounts for the design and survey of nonstandard curb ramps and other engineering support for the Great Streets Initiative. See related Bureau of Street Services and Department of Transportation items. Funding is provided by the Measure R Local Return Fund. SHH: \$37,500 SHHFB: \$12,500 EX: \$50,000				

Mobility

Program Changes		Direct Cost	Positions	Total Cost
Changes in Salaries, Expense, Equipment, and Special				
Continuation of Services				
34.	Affordable Housing and Sustainable Communities Grant Continue funding and resolution authority for three positions consisting of one Civil Engineer and two Civil Engineering Associate IIIs to oversee the delivery of the Affordable Housing and Sustainable Communities (AHSC) Grant projects and to participate in the next round of AHSC Grant applications. Continue one-time funding in the Office and Administrative Account. The positions will be fully reimbursed by the AHSC Grant. See related Department of Transportation, Housing Department, and Bureau of Street Lighting items. Related costs consist of employee benefits. <i>SG: \$357,260 EX: \$2,250</i> <i>Related Costs: \$162,794</i>	359,510	-	522,304
35.	Seventh Street Streetscape Improvements Project Continue resolution authority for one Civil Engineering Associate III to provide oversight and support for the Seventh Street Streetscape Improvements Project. Funding will be provided through interim appropriations from the Seventh Street Streetscape Improvements Project.	-	-	-
36.	Zelzah Avenue Streets Improvements Project Continue resolution authority for one Civil Engineer to provide oversight and support for the Zelzah Avenue Street Improvements Project. Funding will be provided through interim appropriations from the Zelzah Avenue Improvements Project.	-	-	-
37.	Grant Funded Projects Support Continue resolution authority for 10 positions consisting of one Senior Civil Engineer, two Civil Engineers, three Civil Engineering Associate IIIs, and four Civil Engineering Associate IIs to support grant-funded projects. Funding will be provided through interim appropriations from various grant funds.	-	-	-
38.	Failed Street Reconstruction Continue funding and resolution authority for three positions consisting of one Land Surveying Assistants and two Field Engineering Aides to support the Failed Street Reconstruction Program. Continue one-time funding Office and Administrative Account. Three positions consisting of two Survey Party Chief Is and one Land Surveying Assistant are not continued. Funding is provided by the Street Damage Restoration Fee Fund (\$132,508) and the Measure M Local Return Fund (\$132,508). See related Bureau of Street Services, Departments of Transportation, and General Services items. Related costs consist of employee benefits. <i>SG: \$262,766 EX: \$2,250</i> <i>Related Costs: \$130,904</i>	265,016	-	395,920

Mobility

Program Changes	Direct Cost	Positions	Total Cost
Changes in Salaries, Expense, Equipment, and Special			
New Services			
39. State Route 710 Mobility Improvement Projects	-	-	-
Add resolution authority for three positions consisting of one Civil Engineer and two Civil Engineering Associate IIs, subject to pay grade determination by the Office of the City Administrative Officer, Employee Relations Division, to perform project development and design services for the SR-710 North Mobility Improvement Projects. The positions will be fully reimbursed by the Los Angeles Metropolitan Transportation Authority. See related Bureau of Street Services item.			
TOTAL Mobility	1,262,080	(3)	
2020-21 Program Budget	16,352,510	70	
Changes in Salaries, Expense, Equipment, and Special	1,262,080	(3)	
2021-22 PROGRAM BUDGET	17,614,590	67	

Sidewalks and Complete Streets

Priority Outcome: Create a more livable and sustainable city

This program provides the following services: administration and management of the City's Sidewalk Repair Program and administration and management of the Complete Streets projects.

Program Changes	Direct Cost	Positions	Total Cost
Changes in Salaries, Expense, Equipment, and Special			
Apportionment of Changes Applicable to Various Programs Related costs consist of employee benefits. <i>SG: (\$960,447) EX: (\$24,000)</i> <i>Related Costs: (\$493,655)</i>	(984,447)	-	(1,478,102)
Continuation of Services			
40. ADA Coordinator for Sidewalk Repair Program Continue funding and resolution authority for one Senior Architect to serve as the Americans with Disabilities Act (ADA) Coordinator within the Sidewalk Repair Program. Continue one-time funding in the Office and Administrative Account. Funding is provided by the Sidewalk Repair Fund. Related costs consist of employee benefits. <i>SG: \$148,427 EX: \$750</i> <i>Related Costs: \$64,167</i>	149,177	-	213,344
41. Complete Streets Program Continue funding and resolution authority for seven positions, consisting of one Senior Civil Engineer, two Civil Engineers, one Senior Management Analyst I, two Civil Engineering Associate IIs, and one Environmental Supervisor I to provide project oversight, construction management, coordination, and reporting services for the Complete Streets Program, as well as the Vision Zero Program. Continue one-time funding in the Office and Administrative Account. One Principal Civil Engineer is not continued. Funding is provided by the Measure M Local Return Fund. See related bureaus of Contract Administration and Street Services, and Department of Transportation items. Related costs consist of employee benefits. <i>SG: \$850,147 EX: \$5,250</i> <i>Related Costs: \$385,436</i>	855,397	-	1,240,833
42. Sidewalk Repair Program Compliance and Support Continue funding and add regular authority for three positions consisting of one Civil Engineer, one Senior Management Analyst I, and one Civil Engineering Associate III to support the Sidewalk Repair Program. These positions will complete the Settlement Agreement Compliance Report, perform financial functions, provide project management of sidewalk repairs adjacent to City facilities, and perform other related tasks. Continue funding in the Office and Administrative Account. Funding is provided by the Sidewalk Repair Fund. Related costs consist of employee benefits. <i>SG: \$369,807 EX: \$2,250</i> <i>Related Costs: \$167,029</i>	372,057	3	539,086

Sidewalks and Complete Streets

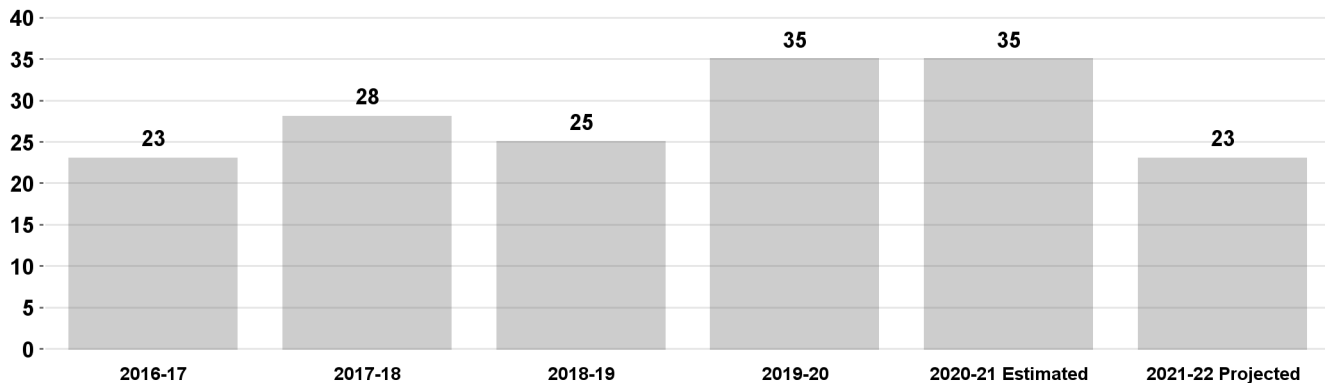
TOTAL Sidewalks and Complete Streets	392,184	3
2020-21 Program Budget	2,714,372	12
Changes in Salaries, Expense, Equipment, and Special	392,184	3
2021-22 PROGRAM BUDGET	3,106,556	15

Public Buildings and Open Spaces

Priority Outcome: Create a more livable and sustainable city

This program provides design and construction services for new and existing public buildings and open spaces. This includes sustainable design; modern, historic, and renovation architectural services; interior space planning; landscape architecture; parks and recreational facility design and construction; and urban design.

Number of Completed Building & Open Spaces Capital Projects



Program Changes	Direct Cost	Positions	Total Cost
Changes in Salaries, Expense, Equipment, and Special			
Apportionment of Changes Applicable to Various Programs	219,864	(7)	(427,345)
Related costs consist of employee benefits.			
SG: \$138,218 SOT: \$30,000 EX: \$51,646			
Related Costs: (\$647,209)			
Continuation of Services			
43. Electric Vehicle and Solar Power Engineering	270,107	-	388,908
Continue funding and resolution authority for two positions consisting of one Building Electrical Engineer II and one Electrical Engineering Associate III to manage the electric vehicle charging and solar power projects at City facilities and provide project management for solar energy installations and Light Emitting Diodes lighting projects. Continue one-time funding in the Office and Administrative Account. Related costs consist of employee benefits.			
SG: \$268,607 EX: \$1,500			
Related Costs: \$118,801			

Public Buildings and Open Spaces

Program Changes		Direct Cost	Positions	Total Cost
Changes in Salaries, Expense, Equipment, and Special				
Continuation of Services				
44.	Los Angeles River Design and Project Management Continue funding and resolution authority for two positions consisting of one Civil Engineer and one Civil Engineering Associate III to support the LA Riverworks capital projects implementation for Taylor Yard and three other predesign Los Angeles River projects, and to interface with the U.S. Army Corps of Engineers. Continue one-time funding in the Office and Administrative Account. One Civil Engineer is not continued. Funding is provided by the Stormwater Pollution Abatement Fund (\$124,973) and the Sewer Construction and Maintenance Fund (\$124,973). Related costs consist of employee benefits. <i>SG: \$248,446 EX: \$1,500</i> <i>Related Costs: \$111,996</i>	249,946	-	361,942
45.	Sixth Street Viaduct Engineering Projects Continue resolution authority for two positions consisting of one Senior Civil Engineer and one Civil Engineer to perform project/construction management for the Sixth Street Viaduct Landscape Project, the Mission Road Project, and the Downtown LA Arts District Pedestrian and Cyclist Safety Project. These projects are in close proximity to the Sixth Street Viaduct Project. Funding will be provided through interim appropriations from various funding sources for the projects.	-	-	-
46.	Recreation and Parks Project Support Continue resolution authority for one Senior Civil Engineer to provide engineering project support for Department of Recreation and Parks projects. Funding will be provided through interim appropriations from the Department of Recreation and Parks reimbursed by Quimby fees.	-	-	-
47.	Pio Pico Library Pocket Park Continue funding and resolution authority for one Architect to support the Pio Pico Library Park Project. Continue one-time funding in the Office and Administrative Account. Related costs consist of employee benefits. <i>SG: \$121,929 EX: \$750</i> <i>Related Costs: \$55,224</i>	122,679	-	177,903
48.	Potrero Canyon Park Project Support Continue resolution authority for two positions consisting of one Civil Engineer and one Civil Engineering Associate II to manage construction on the Potrero Canyon Park Project. Funding will be provided through interim appropriations from the Potrero Canyon Trust Fund.	-	-	-

Public Buildings and Open Spaces

Program Changes	Direct Cost	Positions	Total Cost
Changes in Salaries, Expense, Equipment, and Special			
Continuation of Services			
49. A Bridge Home Program Support Continue resolution authority for one Civil Engineer to perform work related to the A Bridge Home Program. One Civil Engineering Associate III is not continued. Funding will be provided through interim appropriations from program funds.	-	-	-
50. Project Management Support for Proposition K Continue resolution authority for two positions consisting of one Architect and one Architectural Associate I to provide project management for the Proposition K projects. Funding will be provided through interim appropriations from program funds.	-	-	-
TOTAL Public Buildings and Open Spaces	862,596	(7)	
2020-21 Program Budget	11,207,855	94	
Changes in Salaries, Expense, Equipment, and Special	862,596	(7)	
2021-22 PROGRAM BUDGET	12,070,451	87	

General Administration and Support

This program provides management and administrative support functions including Bureau management and administration and other ancillary or support activities which cannot be attributed to an operating program.

Program Changes	Direct Cost	Positions	Total Cost
Changes in Salaries, Expense, Equipment, and Special			
Apportionment of Changes Applicable to Various Programs	723,311	(9)	761,864
Related costs consist of employee benefits.			
SG: \$917,774 SAN: (\$350,000) SOT: \$5,000			
EX: \$150,537			
Related Costs: \$38,553			
Continuation of Services			
51. Workforce Succession Planning	350,000	-	350,000
Continue one-time funding in the Salaries As-Needed Account to address succession planning needs by employing administrative and technical interns to prepare them for full-time employment with the City. Funding is provided by the Sewer Construction and Maintenance Fund.			
SAN: \$350,000			
TOTAL General Administration and Support	1,073,311	(9)	
2020-21 Program Budget	8,907,113	72	
Changes in Salaries, Expense, Equipment, and Special	1,073,311	(9)	
2021-22 PROGRAM BUDGET	9,980,424	63	

**BUREAU OF ENGINEERING
DETAIL OF CONTRACTUAL SERVICES ACCOUNT**

2019-20 Actual Expenditures	2020-21 Adopted Budget	2020-21 Estimated Expenditures	Program/Code/Description	2021-22 Contract Amount
Clean Water Infrastructure - BF7803				
\$ 26,346	\$ 34,000	\$ 34,000	1. Equipment lease and maintenance.....	\$ 40,000
4,327	9,000	9,000	2. Mailing services.....	9,000
82	171	-	3. Technical contract services.....	171
24,664	30,500	30,000	4. Computer maintenance and application support.....	33,500
6,010	12,500	13,000	5. Employee safety, facilities services, and security.....	12,500
5,048	10,500	10,000	6. Tigor title research.....	10,500
33,343	38,152	38,000	7. Property ownership records streamlining.....	39,152
\$ 99,820	\$ 134,823	\$ 134,000	Clean Water Infrastructure Total	\$ 144,823
Development Services and Permits - BD7804				
\$ 1,962	\$ 2,000	\$ 2,000	8. County assessor.....	\$ 3,000
2,779	3,700	4,000	9. Underground service alert.....	4,700
10,769	12,000	12,000	10. Equipment lease and maintenance.....	17,000
2,442	3,000	3,000	11. Technical contract services.....	3,000
3,327	4,841	5,000	12. Computer maintenance and application support.....	6,841
4,692	5,600	6,000	13. Employee safety, facilities services, and security.....	5,600
2,683	3,500	3,000	14. Tigor title insurance.....	3,500
3,923	4,000	4,000	15. Property ownership records streamlining.....	5,000
-	-	-	16. Content Knowledge Management System implementation.....	700,000
\$ 32,577	\$ 38,641	\$ 39,000	Development Services and Permits Total	\$ 748,641
Mobility - CA7805				
\$ 13,365	\$ 17,000	\$ 11,000	17. Equipment lease and maintenance.....	\$ 15,000
577	1,200	1,000	18. Archeological surveys.....	1,200
2,587	3,300	1,000	19. Court reporting.....	4,300
4,404	5,000	3,000	20. Technical contract services.....	8,000
2,442	3,000	2,000	21. Computer maintenance and application support.....	5,000
801	1,666	1,000	22. Employee safety, facilities services, and security.....	1,666
3,923	4,000	2,000	23. Property ownership records streamlining.....	5,000
44,039	50,000	-	24. Great Streets initiative.....	50,000
-	40,000	40,000	25. Vision Zero consulting services.....	40,000
104,156	200,000	20,000	26. Active Transportation Program consulting services.....	200,000
109,022	200,000	196,000	27. Stormwater Group Floodplain Management Plan	-
\$ 285,316	\$ 525,166	\$ 277,000	Mobility Total	\$ 330,166
Public Buildings and Open Spaces - FH7807				
\$ 7,846	\$ 8,000	\$ 8,000	28. Archeological and technical services.....	\$ 18,000
4,162	4,500	5,000	29. Equipment lease and maintenance.....	7,500
4,164	4,500	4,000	30. Technical contract services.....	5,000
2,647	3,425	3,000	31. Computer maintenance and application support.....	4,425
720	1,500	2,000	32. Employee safety, facilities services, and security.....	1,500
1,962	2,000	2,000	33. Tigor title research.....	2,000
722	1,500	1,000	34. Property ownership records streamlining.....	2,000
1,499,518	-	2,000,000	34. Crisis and Bridge Housing services.....	-
500,000	-	-	35. Los Angeles River Bikeway project.....	-
\$ 2,021,741	\$ 25,425	\$ 2,025,000	Public Buildings and Open Spaces Total	\$ 40,425
General Administration and Support - CA7850				
\$ 238,091	\$ 349,623	\$ 254,000	36. Equipment lease and maintenance.....	\$ 399,445
668	1,390	1,000	37. Lab tests.....	1,390
11,969	14,495	14,000	38. Computer-aided drafting and design application support and training.....	14,495
149,542	213,900	160,000	39. Computer-aided drafting and design equipment maintenance.....	213,900
5,528	11,498	6,000	40. Microfilm storage.....	11,498
25,306	29,744	30,000	41. Software and peripherals.....	29,744
3,000	20,000	15,000	42. Facilities services and security.....	20,000
9,616	20,000	1,000	43. Safety Cal/OSHA related safety training.....	20,000
225,098	225,098	225,000	44. Bureau-wide electronic document control system - phase one.....	275,000
113,235	176,187	176,000	45. Bureau-wide electronic document control system - phase two.....	225,000
\$ 782,053	\$ 1,061,935	\$ 882,000	General Administration and Support Total	\$ 1,210,472
\$ 3,221,507	\$ 1,785,990	\$ 3,357,000	TOTAL CONTRACTUAL SERVICES ACCOUNT	\$ 2,474,527

**ENGINEERING - SEWER AND CONSTRUCTION MAINTENANCE FUND
DETAIL OF CONTRACTUAL SERVICES ACCOUNT**

2019-20 Actual Expenditures	2020-21 Adopted Budget	2020-21 Estimated Expenditures	Program/Code/Description	2021-22 Contract Amount
Wastewater Facilities Engineering - BF7803				
\$ 20,000	\$ 15,905	\$ 16,000	1. Telecommunications.....	\$ 20,000
200,713	159,563	160,000	2. Computer-aided drafting and design application support and training.....	200,713
186,000	147,920	148,000	3. Computer-aided drafting and design equipment maintenance.....	186,000
103,340	82,253	82,000	4. Miscellaneous equipment lease.....	103,340
158,343	103,578	103,000	5. Copier lease/maintenance.....	158,343
20,000	-	-	6. Safety/Cal OSHA Related Training.....	20,000
<u>\$ 688,396</u>	<u>\$ 509,219</u>	<u>\$ 509,000</u>	Wastewater Facilities Engineering TOTAL	<u>\$ 688,396</u>
<u>\$ 688,396</u>	<u>\$ 509,219</u>	<u>\$ 509,000</u>	TOTAL ENGINEERING - SEWER CONSTRUCTION & MAINTENANCE FUND CONTRACTUAL SERVICES ACCOUNT	<u>\$ 688,396</u>

Bureau of Engineering

Position Counts			Code	Title	2021-22 Salary Range and Annual Salary	
2020-21	Change	2021-22				
<u>GENERAL</u>						
<u>Regular Positions</u>						
11	-	11	1116	Secretary	2484(2)	(51,865 - 77,903)
3	-	3	1117-2	Executive Administrative Assistant II	2989(2)	(62,410 - 93,772)
1	-	1	1117-3	Executive Administrative Assistant III	3205(2)	(66,920 - 100,516)
1	-	1	1170	Payroll Supervisor	3343(2)	(69,801 - 104,838)
6	(2)	4	1201	Principal Clerk	2728(2)	(56,960 - 85,608)
5	(1)	4	1223	Accounting Clerk	2414(2)	(50,404 - 75,710)
5	(2)	3	1358	Administrative Clerk	1853(2)	(38,690 - 58,088)
37	(5)	32	1368	Senior Administrative Clerk	2287(2)	(47,752 - 71,743)
6	-	6	1431-3	Programmer/Analyst III	3738(2)	(78,049 - 117,220)
3	-	3	1431-4	Programmer/Analyst IV	4045(2)	(84,459 - 126,866)
1	-	1	1431-5	Programmer/Analyst V	4355(2)	(90,932 - 136,617)
1	-	1	1455-2	Systems Programmer II	4617(2)	(96,402 - 144,844)
1	-	1	1470	Data Base Architect	4820(2)	(100,641 - 151,212)
6	-	6	1539	Management Assistant	2462(2)	(51,406 - 77,235)
10	(1)	9	1596	Systems Analyst	3457(2)	(72,182 - 108,471)
5	(1)	4	1597-1	Senior Systems Analyst I	4091(2)	(85,420 - 128,286)
2	-	2	1597-2	Senior Systems Analyst II	5061(2)	(105,673 - 158,771)
1	-	1	1702-1	Emergency Management Coordinator I	4081(2)	(85,211 - 128,036)
1	-	1	1727	Safety Engineer	4291(2)	(89,596 - 134,613)
2	-	2	1943	Title Examiner	2787(3)	(58,192 - 87,403)
1	-	1	1947	Senior Title Examiner	3110(2)	(64,936 - 97,509)
1	-	1	1949-2	Chief Real Estate Officer II	6067(2)	(126,678 - 190,279)
3	-	3	1960	Real Estate Officer	3865(2)	(80,701 - 121,208)
3	-	3	1961	Senior Real Estate Officer	4201(2)	(87,716 - 131,752)
1	(1)	-	1964-1	Property Manager I	4780(2)	(99,806 - 149,939)
1	-	1	2496	Community Affairs Advocate	5046(2)	(105,360 - 158,291)
1	(1)	-	3162-1	Reprographics Operator I	1928(2)	(40,256 - 60,426)
2	(1)	1	3162-2	Reprographics Operator II	2184(2)	(45,601 - 68,528)
1	-	1	3163-1	Reprographics Supervisor I	2406(2)	(50,237 - 75,502)
1	-	1	3341	Construction Estimator	3631(2)	(75,815 - 113,900)
1	-	1	3342	Mechanical Construction Estimator	3631(2)	(75,815 - 113,900)
3	-	3	3347	Senior Construction Estimator	4062(2)	(84,814 - 127,368)
10	(4)	6	7207	Senior Civil Engineering Drafting Technician	2851(2)	(59,528 - 89,408)
1	-	1	7208	Senior Architectural Drafting Technician	2851(2)	(59,528 - 89,408)

Bureau of Engineering

Position Counts			Code	Title	2021-22 Salary Range and Annual Salary	
2020-21	Change	2021-22				
<u>GENERAL</u>						
<u>Regular Positions</u>						
1	-	1	7211	Geographic Information Systems Chief	4579(2)	(95,609 - 143,633)
6	-	6	7212-2	Office Engineering Technician II	2500(7)	(52,200 - 78,383)
4	(1)	3	7212-3	Office Engineering Technician III	2787(2)	(58,192 - 87,403)
15	(1)	14	7213	Geographic Information Systems Specialist	3525(2)	(73,602 - 110,580)
9	(2)	7	7214-1	Geographic Information Systems Supervisor I	3918(2)	(81,807 - 122,837)
6	(2)	4	7214-2	Geographic Information Systems Supervisor II	4240(2)	(88,531 - 132,984)
2	-	2	7217-1	Engineering Designer I	3042(2)	(63,516 - 95,442)
7	(1)	6	7217-2	Engineering Designer II	3348(2)	(69,906 - 105,047)
2	(1)	1	7219	Principal Civil Engineering Drafting Technician	3348(2)	(69,906 - 105,047)
15	(1)	14	7228	Field Engineering Aide	3078(6)	(64,268 - 96,549)
1	-	1	7230-2	Control Systems Engineering Associate II	3651(2)	(76,232 - 114,547)
2	-	2	7230-3	Control Systems Engineering Associate III	4063(2)	(84,835 - 127,472)
1	(1)	-	7230-4	Control Systems Engineering Associate IV	4418(2)	(92,247 - 138,580)
12	(3)	9	7232	Civil Engineering Drafting Technician	2558(2)	(53,411 - 80,262)
46	3	49	7237	Civil Engineer	4418(2)	(92,247 - 138,580)
1	-	1	7239-1	Geotechnical Engineer I	4673(2)	(97,572 - 146,598)
2	-	2	7239-2	Geotechnical Engineer II	5078(2)	(106,028 - 159,272)
1	-	1	7239-3	Geotechnical Engineer III	5492(2)	(114,672 - 172,239)
1	(1)	-	7243-1	Control Systems Engineer I	4418(2)	(92,247 - 138,580)
94	(5)	89	7246-2	Civil Engineering Associate II	3651(2)	(76,232 - 114,547)
93	2	95	7246-3	Civil Engineering Associate III	4063(2)	(84,835 - 127,472)
14	(2)	12	7246-4	Civil Engineering Associate IV	4418(2)	(92,247 - 138,580)
1	-	1	7253-2	Engineering Geologist Associate II	3651(2)	(76,232 - 114,547)
3	-	3	7253-3	Engineering Geologist Associate III	4063(2)	(84,835 - 127,472)
2	-	2	7255-1	Engineering Geologist I	4673(2)	(97,572 - 146,598)
1	-	1	7255-2	Engineering Geologist II	5078(2)	(106,028 - 159,272)
1	-	1	7255-3	Engineering Geologist III	5492(2)	(114,672 - 172,239)
28	(1)	27	7283	Land Surveying Assistant	3348(2)	(69,906 - 105,047)
24	(1)	23	7286-1	Survey Party Chief I	3741(2)	(78,112 - 117,345)
6	-	6	7286-2	Survey Party Chief II	4029(7)	(84,125 - 126,365)
4	-	4	7287	Survey Supervisor	4508(2)	(94,127 - 141,378)
2	-	2	7288	Senior Survey Supervisor	5125(2)	(107,010 - 160,776)
2	-	2	7289	Senior Construction Engineer	5194(2)	(108,450 - 162,947)
3	1	4	7304-1	Environmental Supervisor I	4063(2)	(84,835 - 127,472)

Bureau of Engineering

Position Counts			Code	Title	2021-22 Salary Range and Annual Salary	
2020-21	Change	2021-22				
<u>GENERAL</u>						
<u>Regular Positions</u>						
3	1	4	7304-2	Environmental Supervisor II	4418(2)	(92,247 - 138,580)
4	1	5	7310-2	Environmental Specialist II	3651(2)	(76,232 - 114,547)
2	-	2	7320	Environmental Affairs Officer	5012(2)	(104,650 - 157,163)
1	-	1	7525-2	Electrical Engineering Associate II	3651(2)	(76,232 - 114,547)
3	(2)	1	7525-3	Electrical Engineering Associate III	4063(2)	(84,835 - 127,472)
2	-	2	7525-4	Electrical Engineering Associate IV	4418(2)	(92,247 - 138,580)
2	-	2	7543-1	Building Electrical Engineer I	4673(2)	(97,572 - 146,598)
1	-	1	7543-2	Building Electrical Engineer II	5194(2)	(108,450 - 162,947)
6	-	6	7554-3	Mechanical Engineering Associate III	4063(2)	(84,835 - 127,472)
1	-	1	7554-4	Mechanical Engineering Associate IV	4418(2)	(92,247 - 138,580)
5	(2)	3	7561-1	Building Mechanical Engineer I	4673(2)	(97,572 - 146,598)
2	-	2	7871-2	Environmental Engineering Associate II	3651(2)	(76,232 - 114,547)
9	-	9	7871-3	Environmental Engineering Associate III	4063(2)	(84,835 - 127,472)
3	(1)	2	7871-4	Environmental Engineering Associate IV	4418(2)	(92,247 - 138,580)
11	(1)	10	7872	Environmental Engineer	4418(2)	(92,247 - 138,580)
4	-	4	7874	Senior Environmental Engineer	5194(2)	(108,450 - 162,947)
2	-	2	7922	Architectural Drafting Technician	2558(2)	(53,411 - 80,262)
11	(1)	10	7925	Architect	4418(2)	(92,247 - 138,580)
4	(1)	3	7926-2	Architectural Associate II	3651(2)	(76,232 - 114,547)
7	-	7	7926-3	Architectural Associate III	4063(2)	(84,835 - 127,472)
2	-	2	7926-4	Architectural Associate IV	4418(2)	(92,247 - 138,580)
3	-	3	7927	Senior Architect	5194(2)	(108,450 - 162,947)
1	-	1	7928	Principal Architect	6610(2)	(138,016 - 207,338)
2	-	2	7929-1	Landscape Architect I	4418(2)	(92,247 - 138,580)
1	-	1	7929-2	Landscape Architect II	4673(2)	(97,572 - 146,598)
1	-	1	7933-2	Landscape Architectural Associate II	3651(2)	(76,232 - 114,547)
1	-	1	7933-3	Landscape Architectural Associate III	4063(2)	(84,835 - 127,472)
9	-	9	7956	Structural Engineer	4673(2)	(97,572 - 146,598)
1	1	2	7957-2	Structural Engineering Associate II	3651(2)	(76,232 - 114,547)
14	-	14	7957-3	Structural Engineering Associate III	4063(2)	(84,835 - 127,472)
1	-	1	7957-4	Structural Engineering Associate IV	4418(2)	(92,247 - 138,580)
1	-	1	9168	Contract Administrator	5307(2)	(110,810 - 166,455)
9	(1)	8	9171-1	Senior Management Analyst I	4255(2)	(88,844 - 133,423)
4	-	4	9171-2	Senior Management Analyst II	5266(2)	(109,954 - 165,202)
1	-	1	9182	Chief Management Analyst	6067(2)	(126,678 - 190,279)

Bureau of Engineering

Position Counts			Code	Title	2021-22 Salary Range and Annual Salary	
2020-21	Change	2021-22				
<u>GENERAL</u>						
<u>Regular Positions</u>						
22	1	23	9184	Management Analyst	3457(2)	(72,182 - 108,471)
1	-	1	9375	Director of Systems	6067(2)	(126,678 - 190,279)
3	-	3	9425	Senior Structural Engineer	5492(2)	(114,672 - 172,239)
20	1	21	9485	Senior Civil Engineer	5194(2)	(108,450 - 162,947)
1	-	1	9486	Engineer of Surveys	6067(7)	(126,678 - 190,279)
13	(1)	12	9489	Principal Civil Engineer	6067(2)	(126,678 - 190,279)
4	-	4	9490-1	Deputy City Engineer I	6946(2)	(145,032 - 217,861)
1	-	1	9490-2	Deputy City Engineer II	7740(2)	(161,611 - 242,792)
1	-	1	9497	City Engineer		(320,069)
750	(41)	709				

AS NEEDED

To be Employed As Needed in Such Numbers as Required

1535-1	Administrative Intern I	1563(9)	(32,635 - 49,026)
1535-2	Administrative Intern II	1703(9)	(35,558 - 53,452)
1542	Project Assistant	2462(2)	(51,406 - 77,235)
1937	Real Estate Trainee	2355(2)	(49,172 - 73,873)
7203-1	Student Engineer I	1543(7)	(32,217 - 48,399)
7203-2	Student Engineer II	1626(7)	(33,950 - 51,030)
7203-3	Student Engineer III	1725(7)	(36,018 - 54,079)
7203-4	Student Engineer IV	2448(7)	(51,114 - 76,775)
7921-1	Student Architect I	1543(7)	(32,217 - 48,399)
7921-2	Student Architect II	1626(7)	(33,950 - 51,030)
7921-3	Student Architect III	1725(7)	(36,018 - 54,079)

HIRING HALL

Hiring Hall to be Employed As Needed in Such Numbers as Required

0895-A	Surveyor (Group I) - Hiring Hall	\$48.70/hr
--------	----------------------------------	------------

	Regular Positions
Total	709

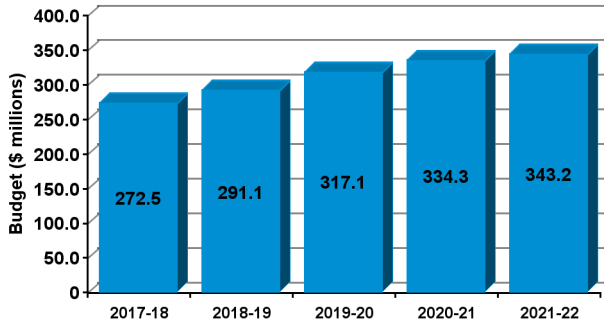
THIS PAGE INTENTIONALLY LEFT BLANK

BUREAU OF SANITATION

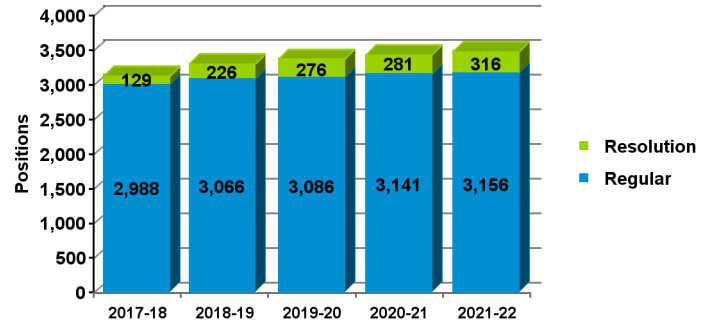
2021-22 Proposed Budget

FIVE-YEAR HISTORY OF BUDGET AND POSITION AUTHORITIES

FIVE-YEAR BUDGET HISTORY



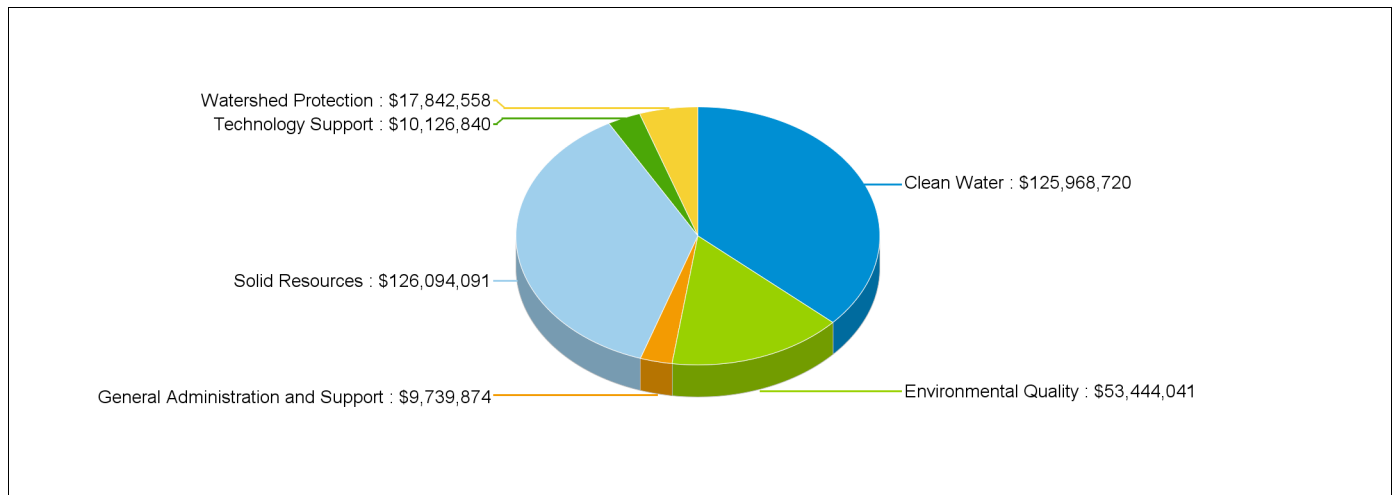
FIVE-YEAR POSITION AUTHORITY HISTORY



SUMMARY OF 2021-22 PROPOSED BUDGET CHANGES

	Total Budget			General Fund				Special Fund		
		Regular	Resolution		Regular	Resolution		Regular	Resolution	
2020-21 Adopted	\$334,252,009	3,141	281	\$41,995,724 12.6%	110	165	\$292,256,285 87.4%	3,031	116	
2021-22 Proposed	\$343,216,124	3,156	316	\$53,775,740 15.7%	110	215	\$289,440,384 84.3%	3,046	101	
Change from Prior Year	\$8,964,115	15	35	\$11,780,016	-	50	(\$2,815,901)	15	(15)	

2021-22 FUNDING DISTRIBUTION BY PROGRAM



MAIN BUDGET ITEMS

	Funding	Positions
* Measure W - Safe, Clean Water Program	\$1,627,161	-
* Comprehensive Cleaning and Rapid Engagement (CARE)	\$10,208,483	-
* Comprehensive Cleaning and Rapid Engagement Plus	\$13,113,302	-
* Automated Litter Bins	\$642,000	-
* CARE+ Expansion	\$3,264,786	-
* Regional Storage Facilities	\$3,026,896	-

Recapitulation of Changes

	Adopted Budget 2020-21	Total Budget Changes	Total Budget 2021-22
EXPENDITURES AND APPROPRIATIONS			
Salaries			
Salaries General	289,703,666	4,993,388	294,697,054
Salaries, As-Needed	1,341,650	-	1,341,650
Overtime General	9,651,247	170,000	9,821,247
Hiring Hall Salaries	977,025	-	977,025
Benefits Hiring Hall	338,203	-	338,203
Total Salaries	302,011,791	5,163,388	307,175,179
Expense			
Printing and Binding	605,518	(219,000)	386,518
Travel	5,000	-	5,000
Construction Expense	111,994	(101,994)	10,000
Contractual Services	21,798,481	3,208,241	25,006,722
Field Equipment Expense	2,671,345	550,835	3,222,180
Transportation	250,612	-	250,612
Water and Electricity	98,000	-	98,000
Uniforms	648,628	(310,220)	338,408
Office and Administrative	851,922	(13,820)	838,102
Operating Supplies	5,198,718	686,685	5,885,403
Total Expense	32,240,218	3,800,727	36,040,945
Total Bureau of Sanitation	334,252,009	8,964,115	343,216,124

Recapitulation of Changes

	Adopted Budget 2020-21	Total Budget Changes	Total Budget 2021-22
SOURCES OF FUNDS			
General Fund	41,995,724	11,780,016	53,775,740
Solid Waste Resources Revenue Fund (Sch. 2)	109,359,608	(5,135,684)	104,223,924
Stormwater Pollution Abatement Fund (Sch. 7)	12,324,647	832,360	13,157,007
Sewer Operations & Maintenance Fund (Sch. 14)	134,835,997	715,467	135,551,464
Sewer Capital Fund (Sch. 14)	3,515,892	(25,997)	3,489,895
Los Angeles Regional Agency Trust Fund (Sch. 29)	98,479	3,651	102,130
Used Oil Collection Trust Fund (Sch. 29)	582,338	12,268	594,606
Citywide Recycling Trust Fund (Sch. 32)	19,536,451	316,831	19,853,282
Household Hazardous Waste Fund (Sch. 39)	2,939,436	31,457	2,970,893
Central Recycling Transfer Station Fund (Sch. 45)	1,145,611	29,538	1,175,149
Multi-Family Bulky Item Fee Fund (Sch. 50)	3,722,081	108,940	3,831,021
Measure W Local Return Fund (Sch. 55)	4,195,745	295,268	4,491,013
Total Funds	334,252,009	8,964,115	343,216,124
Percentage Change			2.68%
Positions	3,141	15	3,156

Changes Applicable to Various Programs

The following changes involve two or more budgetary programs. These changes are explained below and apportioned as single entries in the affected programs. Single-program changes are shown only in the programs involved.

Program Changes	Direct Cost	Positions	Total Cost
Changes in Salaries, Expense, Equipment, and Special			
Obligatory Changes			
1. 2020-21 Employee Compensation Adjustment Related costs consist of employee benefits. SG: (\$2,553,869) Related Costs: (\$781,996)	(2,553,869)	-	(3,335,865)
2. 2021-22 Employee Compensation Adjustment Related costs consist of employee benefits. SG: \$363,998 Related Costs: \$111,456	363,998	-	475,454
3. Full Funding for Partially Financed Positions Related costs consist of employee benefits. SG: \$1,160,232 Related Costs: \$355,265	1,160,232	-	1,515,497
4. Salary Step and Turnover Effect Related costs consist of employee benefits. SG: \$3,486,794 Related Costs: \$1,067,658	3,486,794	-	4,554,452
Deletion of One-Time Services			
5. Deletion of One-Time Expense Funding Delete one-time Salaries, As-Needed, Overtime General, and expense funding. Partial funding is provided by various special funds (\$641,841). SAN: (\$200,000) SOT: (\$1,979,491) EX: (\$16,042,666)	(18,222,157)	-	(18,222,157)
6. Deletion of Funding for Resolution Authorities Delete funding for 281 resolution authority positions. Resolution authorities are reviewed annually and continued only if sufficient funding is available to maintain the current service level. Related costs consist of employee benefits. 15 positions are continued as regular positions: Brownfields Program Clerical Support (One position) Solid Resources Clerical Support (Four positions) Data Intelligence (10 positions) 251 positions are continued: Low Impact Development Plan Check Services (Seven positions) Hyperion Water Recycling Division (Eight positions) Clean Water North and South Collection Division (Three positions) San Fernando Valley Groundwater Recharge System (Two positions)	(23,678,703)	-	(34,085,989)

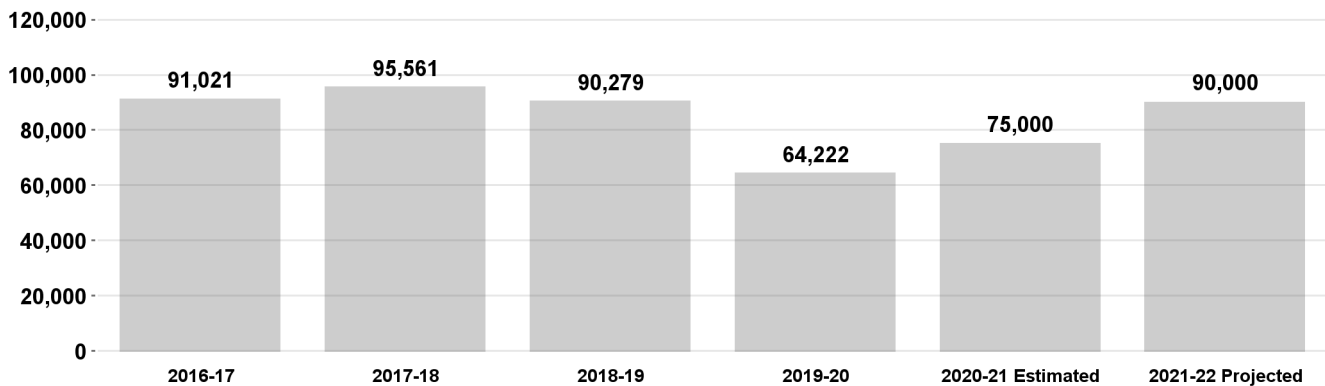
Program Changes	Direct Cost	Positions	Total Cost
Changes in Salaries, Expense, Equipment, and Special			
Deletion of One-Time Services			
LAWA Landslide Access Modernization Program (One position)			
Citywide Exclusive Franchise System Support (47 positions)			
Los Angeles International Airport Recycling Program (Two positions)			
Multi-Family Bulky Item Program - Phase II (Seven positions)			
Non-Curbside Recycling Program Support (One position)			
Residential Organics and Recycling (ROAR) Program (Four positions)			
Clean Up Green Up (One position)			
Comprehensive Cleaning and Rapid Engagement (78 positions)			
Comprehensive Cleaning and Rapid Engagement Plus (69 positions)			
Livability Services Division (Three positions)			
Mobile Hygiene Centers (13 positions)			
Clean and Green Community Program Support (One position)			
Community Services (One position)			
Data Management Coordinator (One position)			
External Affairs Manager (One position)			
Marketing and Public Outreach (One position)			
Five vacant positions are not continued:			
Santa Monica Bay and Ballona Creek EWMP (One position)			
Facility Process Engineering Support (One position)			
Safe, Clean Water Program (One position)			
CARE Program Support (One position)			
Government Affairs Support (One position)			
10 positions are not continued:			
Facility Process Engineering Support (Two positions)			
Enhanced Watershed Management Program (Two positions)			
Safe, Clean Water Program (Four Positions)			
Enhanced Facility Process Engineering Support (Two positions)			
SG: (\$23,678,703)			
Related Costs: (\$10,407,286)			
Efficiencies to Services			
7. Expense Account Reduction	(5,109,112)	-	(5,109,112)
Reduce funding in the Printing and Binding (\$219,000), Construction Expense (\$101,994), Contractual Services (\$3,655,759), Field Equipment Expense (\$231,165), Uniforms (\$369,220), and Operating Supplies (\$531,974) accounts as a one-time budget reduction to reflect anticipated expenditures. Funding is provided by the Solid Waste Resources Revenue Fund.			
EX: (\$5,109,112)			
TOTAL CHANGES APPLICABLE TO VARIOUS PROGRAMS	(44,552,817)	-	

Watershed Protection

Priority Outcome: Create a more livable and sustainable city

This program is the lead division responsible for managing flood control protection and stormwater pollution abatement programs for the City. This is accomplished through development and implementation of projects to comply with public health and stormwater regulatory requirements. This program is charged with this responsibility under the legal mandate of the Federal Clean Water Act. Each county and municipality throughout the nation is issued a National Pollutant Discharge Elimination System (NPDES) Municipal Stormwater Permit, which regulates the treatment and abatement of stormwater discharges from large municipal storm drain systems. The NPDES Permit also enforces Total Maximum Daily Loads (TMDL) requirements, which limit the maximum amount of a pollutant that a water body can receive and still meet water quality standards.

Number of Catch Basins Cleaned



Program Changes	Direct Cost	Positions	Total Cost
Changes in Salaries, Expense, Equipment, and Special			
Apportionment of Changes Applicable to Various Programs	(1,224,416)	-	(1,871,929)
Related costs consist of employee benefits.			
SG: (\$1,205,075) EX: (\$19,341)			
Related Costs: (\$647,513)			
Continuation of Services			
8. Low Impact Development Plan Check Services	699,354	-	1,033,897
Continue funding and resolution authority for seven positions consisting of one Civil Engineer, two Civil Engineering Associate IIs, one Environmental Engineering Associate III, and three Environmental Engineering Associate IIs to staff the Low Impact Development service counter. The Low Impact Development program mitigates stormwater runoff and improves water quality by requiring development and redevelopment projects to use on-site measures to capture, infiltrate, and reuse rainwater when feasible. Funding is provided by the Stormwater Pollution Abatement Fund and partially offset by permit fees. Related costs consist of employee benefits.			
SG: \$699,354			
Related Costs: \$334,543			

Watershed Protection

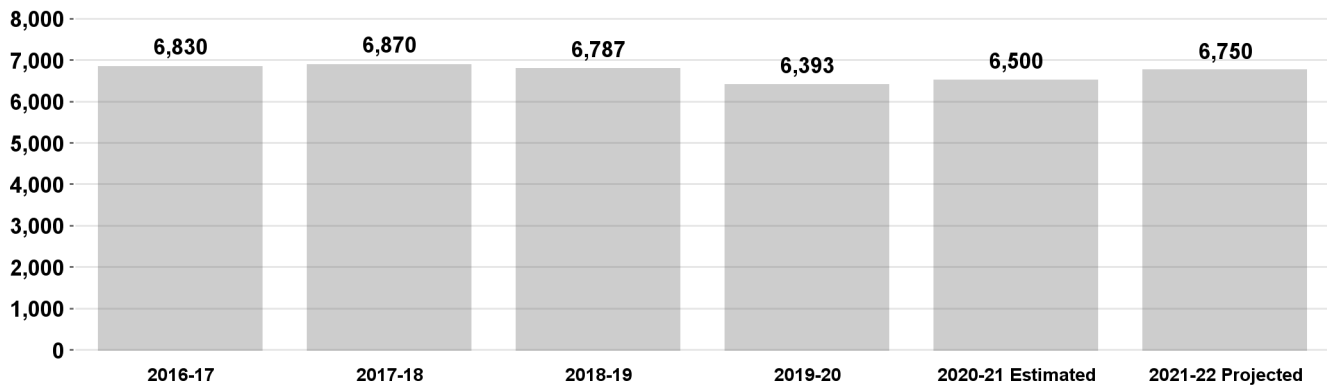
Program Changes	Direct Cost	Positions	Total Cost
Changes in Salaries, Expense, Equipment, and Special			
Increased Services			
9. Measure W - Safe, Clean Water Program Add funding and resolution authority for 14 positions consisting of one Principal Environmental Engineer, two Senior Environmental Engineers, one Environmental Engineer, one Civil Engineering Associate II, eight Environmental Engineering Associate IIs, and one Environmental Specialist I, subject to pay grade determination by the Office of the City Administrative Officer, Employee Relations Division to support the Measure W - Safe, Clean Water Program. These positions will oversee work on Enhanced Watershed Management Plans, green infrastructure, special environmental studies, work on securing grants, and prepare reports required by the County of Los Angeles. Funding is provided by the Measure W Local Return Fund. Related costs consist of employee benefits. <i>SG: \$1,627,161</i> <i>Related Costs: \$746,189</i>	1,627,161	-	2,373,350
TOTAL Watershed Protection	1,102,099	-	
2020-21 Program Budget	16,740,459	174	
Changes in Salaries, Expense, Equipment, and Special	1,102,099	-	
2021-22 PROGRAM BUDGET	17,842,558	174	

Clean Water

Priority Outcome: Create a more livable and sustainable city

This program is comprised of wastewater collection, conveyance, treatment, and disposal. The City's wastewater system serves over 4 million people with approximately 6,700 miles of pipeline. The Hyperion Water Reclamation Plant and Terminal Island Water Reclamation Plant (TIWRP) process 370 million gallons of flow per day (MGD) providing full secondary treatment. TIWRP performs additional tertiary treatment resulting in Class A biosolids products that are beneficially land-applied at a City-owned Kern County farm. The Donald C. Tillman and Los Angeles-Glendale Reclamation Plants process 75 MGD of wastewater to provide 16 MGD of specially treated reclaimed water used by a number of contract users.

Sewer Miles Cleaned



Program Changes	Direct Cost	Positions	Total Cost
Changes in Salaries, Expense, Equipment, and Special			
Apportionment of Changes Applicable to Various Programs	(1,168,513)	-	(2,207,574)
Related costs consist of employee benefits.			
SG: (\$1,168,513)			
Related Costs: (\$1,039,061)			
Continuation of Services			
10. Hyperion Water Recycling Division	1,004,701	-	1,456,372
Continue funding and resolution authority for eight positions consisting of one Principal Environmental Engineer, one Senior Environmental Engineer, two Environmental Engineers, two Environmental Engineering Associate IIIs, and two Environmental Engineering Associate IIs to implement water recycling projects in accordance with the Mayor's Executive Directive No. 5. These positions oversee the planning and construction of water recycling facilities in order to meet a 100 percent recycled water goal by 2035. Funding is provided by the Sewer Construction and Maintenance Fund. Related costs consist of employee benefits.			
SG: \$1,004,701			
Related Costs: \$451,671			

Clean Water

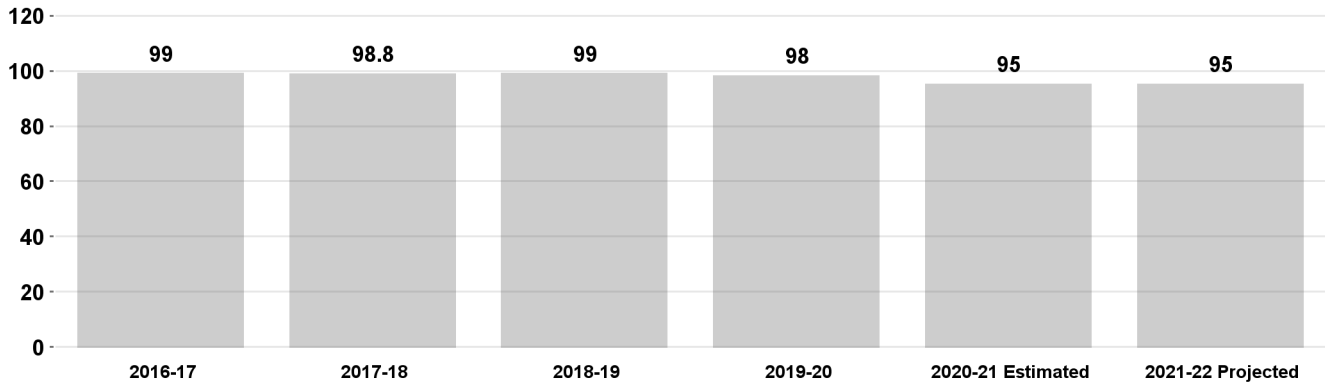
Program Changes		Direct Cost	Positions	Total Cost
Changes in Salaries, Expense, Equipment, and Special				
Continuation of Services				
11. Clean Water North and South Collection Division		483,110	-	688,379
Continue funding and resolution authority for three positions consisting of one Sanitation Wastewater Manager III, one Sanitation Wastewater Manager II, and one Sanitation Wastewater Manager I to provide oversight over the Clean Water North and Clean Water South Collection Divisions. Funding is provided by the Sewer Construction and Maintenance Fund. Related costs consist of employee benefits. SG: \$483,110 Related Costs: \$205,269				
12. San Fernando Valley Groundwater Recharge System		285,566	-	410,090
Continue funding and resolution authority for two positions consisting of one Sanitation Wastewater Manager II and one Environmental Engineer to support water reclamation projects, including the San Fernando Valley Groundwater Recharge System Advanced Water Purification Facility. Funding is provided by the Sewer Construction and Maintenance Fund. Related costs consist of employee benefits. SG: \$285,566 Related Costs: \$124,524				
13. LAWA Landside Access Modernization Program		128,175	-	185,507
Continue funding and resolution authority for one Environmental Engineer to support the Los Angeles World Airports (LAWA) Landside Access Modernization Program (LAMP). This position reviews, approves, and issues environmental permits for new facilities and improvements that require connection to the City's sewer system. In addition, this position ensures that LAMP projects comply with the City's Zero Waste Policy and provides technical support and services to LAWA. Funding is provided by the Sewer Construction and Maintenance Fund and is partially reimbursed by the Department of Airports. Related costs consist of employee benefits. SG: \$128,175 Related Costs: \$57,332				
TOTAL Clean Water		733,039	-	
2020-21 Program Budget		125,235,681	1,310	
Changes in Salaries, Expense, Equipment, and Special		733,039	-	
2021-22 PROGRAM BUDGET		125,968,720	1,310	

Solid Resources

Priority Outcome: Create a more livable and sustainable city

This program includes the collection, recycling, and disposal of solid waste, green waste, and other solid resources materials for single-family residences and small apartment complexes city-wide, and manages contracted recycling programs for apartments and commercial and industrial businesses. It provides for the proper recycling and disposal of household hazardous waste via Solvent, Automotives, Flammables, and Electronics (SAFE) Centers, bulky item pick-ups, and conducts the necessary planning and development of long-term alternatives to landfill disposal and for clean fuel programs related to solid waste.

Citywide Bulky Item Pick-up Rate (percentage)



Program Changes	Direct Cost	Positions	Total Cost
Changes in Salaries, Expense, Equipment, and Special			
Apportionment of Changes Applicable to Various Programs	(8,770,811)	-	(9,863,963)
Related costs consist of employee benefits.			
SG: (\$4,615,245) EX: (\$4,155,566)			
Related Costs: (\$1,093,152)			
Continuation of Services			
14. Brownfields Program Clerical Support	49,576	1	80,381
Continue funding and add regular authority for one Administrative Clerk to provide clerical support to the Brownfields Program. Funding is provided by the Citywide Recycling Trust Fund. Related costs consist of employee benefits.			
SG: \$49,576			
Related Costs: \$30,805			

Solid Resources

Program Changes		Direct Cost	Positions	Total Cost
Changes in Salaries, Expense, Equipment, and Special				
Continuation of Services				
15.	Citywide Exclusive Franchise System Support Continue funding and resolution authority for 47 positions consisting of two Senior Environmental Compliance Inspectors, 14 Environmental Compliance Inspectors, 16 Communication Information Representative IIs, 11 Management Analysts, two Administrative Clerks, and two Senior Management Analyst Is for the administration of the City's Exclusive Franchise System for Commercial and Multi-Family Solid Waste Collection (also known as RecyclA). Continue one-time funding in the Contractual Services Account for waste characterization studies to ensure that franchise haulers are meeting waste diversion goals as set forth in the Franchise Agreements. Funding is provided by the Citywide Recycling Trust Fund. Related costs consist of employee benefits. <i>SG: \$3,664,723 EX: \$560,000</i> <i>Related Costs: \$1,898,275</i>	4,224,723	-	6,122,998
16.	Los Angeles International Airport Recycling Program Continue funding and resolution authority for two Refuse Collection Truck Operators IIs to provide recyclables collections services to the Los Angeles International Airport. Front-funding is provided by the Solid Waste Resources Revenue Fund and all costs will be reimbursed by the Department of Airports. Related costs consist of employee benefits. <i>SG: \$154,498</i> <i>Related Costs: \$80,289</i>	154,498	-	234,787
17.	Multi-Family Bulky Item Program - Phase II Continue funding and resolution authority for seven positions consisting of five Refuse Collection Truck Operator IIs and two Communications Information Representative IIs to implement the bulky item pickup program for approximately 140,000 multi-family residences of five or more units. Funding is provided by the Multi-Family Bulky Item Fee Fund. Related costs consist of employee benefits. <i>SG: \$499,019</i> <i>Related Costs: \$266,930</i>	499,019	-	765,949

Solid Resources

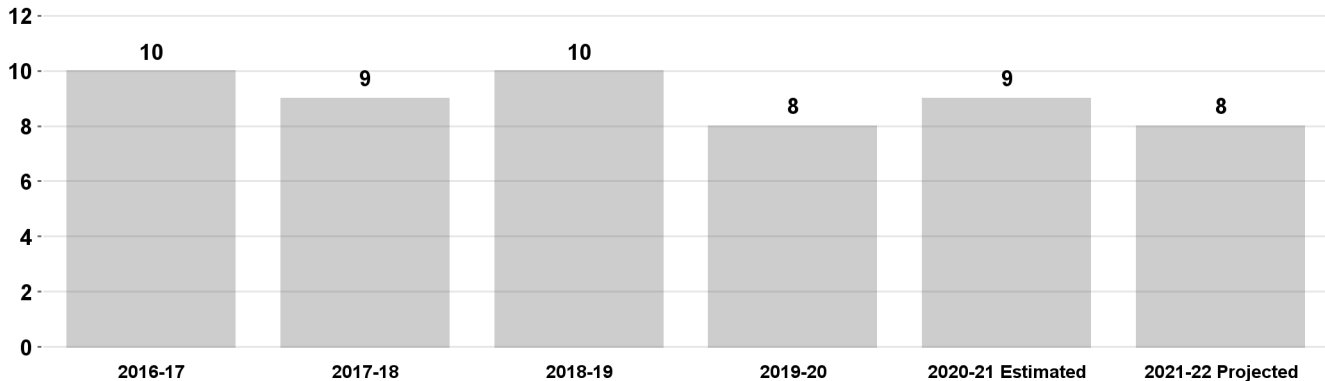
Program Changes		Direct Cost	Positions	Total Cost
Changes in Salaries, Expense, Equipment, and Special				
Continuation of Services				
18. Non-Curbside Recycling Program Support		102,253	-	150,836
Continue funding and resolution authority for one Environmental Engineering Associate II to manage the Used Oil Program. This program ensures compliance with State requirements and used oil grants and inspects, monitors, and provides technical assistance to over 200 State-certified used oil collection centers. Funding is provided by the Used Oil Collection Trust Fund. Related costs consist of employee benefits. SG: \$102,253 Related Costs: \$48,583				
19. Residential Organics and Recycling (ROAR) Program		462,104	-	674,356
Continue funding and resolution authority for four positions consisting of one Senior Environmental Engineer and three Environmental Engineering Associate IIs to support the Residential Organics and Recycling Program. These positions lead the effort to develop a plan to achieve zero waste. Funding is provided by the Solid Waste Resources Revenue Fund (\$155,346) and Citywide Recycling Trust Fund (\$306,758). Related costs consist of employee benefits. SG: \$462,104 Related Costs: \$212,252				
20. Solid Resources Clerical Support		198,303	4	321,522
Continue funding and add regular authority for four Administrative Clerks to provide administrative and clerical support to the Solid Resources Program. Funding is provided by the Solid Waste Resources Revenue Fund. Related costs consist of employee benefits. SG: \$198,303 Related Costs: \$123,219				
TOTAL Solid Resources		(3,080,335)	5	
2020-21 Program Budget		129,174,426	1,399	
Changes in Salaries, Expense, Equipment, and Special		(3,080,335)	5	
2021-22 PROGRAM BUDGET		126,094,091	1,404	

Environmental Quality

Priority Outcome: Create a more livable and sustainable city

This program addresses emerging and existing environmental quality activities and includes the Department's Climate Change, Clean Streets Initiative, Clean Up Green Up, and Operation Healthy Street programs for the Skid Row and Venice areas. The General Fund is the major funding source for this program as this work has general citywide benefits and is not an eligible expenditure for the Department's various special funds.

Average Number of Days to Close Out a Service Request



Program Changes	Direct Cost	Positions	Total Cost
Changes in Salaries, Expense, Equipment, and Special			
Apportionment of Changes Applicable to Various Programs	(29,908,913)	-	(36,052,709)
Related costs consist of employee benefits.			
SG: (\$12,605,917) SAN: (\$200,000) SOT: (\$1,979,491)			
EX: (\$15,123,505)			
Related Costs: (\$6,143,796)			
Continuation of Services			
21. Clean Up Green Up	147,207	-	210,963
Continue funding and resolution authority for one Environmental Affairs Officer to support the Clean Up Green Up Program. This position will educate businesses and provide assistance to implement greener business practices that aim to reduce energy, water, and toxin use and increase the amount of waste diverted from landfills. Related costs consist of employee benefits.			
SG: \$147,207			
Related Costs: \$63,756			

Environmental Quality

Program Changes		Direct Cost	Positions	Total Cost
Changes in Salaries, Expense, Equipment, and Special				
Continuation of Services				
22. Comprehensive Cleaning and Rapid Engagement (CARE)		10,208,483	-	13,373,569
Continue funding and resolution authority for 78 positions consisting of two Chief Environmental Compliance Inspector Is, seven Senior Environmental Compliance Inspectors, 34 Environmental Compliance Inspectors, 17 Refuse Collection Truck Operators IIs, 17 Maintenance Laborers, and one Public Relations Specialist II to staff 4 CARE Teams and 10 Illegal Dumping Teams. Continue one-time funding in the Contractual Services (\$2,183,480), Field Equipment Expense (\$1,160,239), Uniforms (\$53,000), Office and Administrative (\$69,500), and Operating Supplies (\$616,657) accounts. Related costs consist of employee benefits. SG: \$6,125,607 EX: \$4,082,876 Related Costs: \$3,165,086				
23. Comprehensive Cleaning and Rapid Engagement Plus		13,113,302	-	15,784,449
Continue funding and resolution authority for 69 positions consisting of one Solid Resources Superintendent, five Refuse Collection Supervisors, two Senior Environmental Compliance Inspectors, 14 Environmental Compliance Inspectors, 21 Refuse Collection Truck Operators IIs, and 26 Maintenance Laborers to staff seven CARE+ Teams. Continue one-time funding in the Salaries As-Needed (\$200,000), Overtime General (\$1,891,770), Contractual Services (\$3,435,327), Field Equipment Expense (\$1,236,012), Uniforms (\$88,550), Office and Administrative (\$42,000), and Operating Supplies (\$1,182,280) accounts. Related costs consist of employee benefits. SG: \$5,037,363 SAN: \$200,000 SOT: \$1,891,770 EX: \$5,984,169 Related Costs: \$2,671,147				
24. Livability Services Division		449,223	-	643,055
Continue funding and resolution authority for three positions consisting of one Sanitation Solid Resources Manager II, one Sanitation Solid Resources Manager I, and one Wastewater Collection Supervisor to serve as the management team for the Livability Services Division. Related costs consist of employee benefits. SG: \$449,223 Related Costs: \$193,832				

Environmental Quality

Program Changes		Direct Cost	Positions	Total Cost
Changes in Salaries, Expense, Equipment, and Special				
Continuation of Services				
25. Mobile Hygiene Centers		5,864,664	-	6,290,776
Continue funding and resolution authority for 13 Maintenance Laborers to provide hygiene facilities for homeless individuals. Continue one-time funding in the Overtime General (\$87,721), Contractual Services (\$4,895,000), Water and Electricity (\$98,000), Uniforms (\$5,967), and Operating Supplies (\$57,493) accounts. Related cost consist of employee benefits. SG: \$720,483 SOT: \$87,721 EX: \$5,056,460 Related Costs: \$426,112				
26. CARE Team Vehicle Rentals		1,518,000	-	1,518,000
Add one-time funding in the Contractual Services Account for vehicle rental services for the CARE program. EX: \$1,518,000				
Increased Services				
27. CARE Hazardous Waste Removal Services		3,401,000	-	3,401,000
Add one-time funding in the Contractual Services Account for hazardous waste removal services as part of the City's comprehensive cleaning program through the CARE teams. EX: \$3,401,000				
28. Automated Litter Bins		642,000	-	642,000
Add one-time funding in the Contractual Services (\$122,000), Field Equipment Expense (\$460,000), and Operating Supplies (\$60,000) accounts for the deployment of 1,000 new automated litter bins in high litter areas in the public right-of way. EX: \$642,000				
29. CARE+ Expansion		3,264,786	-	3,909,999
Add nine-months funding and resolution authority for 20 positions consisting of one Senior Environmental Compliance Inspector, four Environmental Compliance Inspectors, one Refuse Collection Supervisor, six Refuse Collections Truck Officer IIs, and eight Maintenance Laborers for two additional CARE+ teams. Add one-time funding in the Overtime General (\$120,000), Contractual Services (\$1,545,000), Field Equipment Expense (\$122,000), Uniforms (\$13,000), and Operating Supplies (\$387,000) accounts. Related costs consist of employee benefits. SG: \$1,077,786 SOT: \$120,000 EX: \$2,067,000 Related Costs: \$645,213				

Environmental Quality

Program Changes	Direct Cost	Positions	Total Cost
Changes in Salaries, Expense, Equipment, and Special			
Increased Services			
30. CARE/CARE+ Program Support Add nine-months funding and resolution authority for two positions consisting of one Senior Management Analyst I and one Management Analyst to provide program support for the CARE/CARE+ teams. Related costs consist of employee benefits. <i>SG: \$160,036</i> <i>Related Costs: \$82,158</i>	160,036	-	242,194
New Services			
31. Regional Storage Facilities Add nine-months funding and resolution authority for 29 positions consisting of one Chief Environmental Compliance Inspector I, three Senior Environmental Compliance Inspectors, 11 Environmental Compliance Inspectors, 11 Maintenance Laborers, and three Administrative Clerks for the establishment of regional storage facilities at three Hubs (Lopez Canyon, CLARTS and Jefferson Yard) which would be served by multiple satellite facilities. Add one-time funding in the Overtime General (\$50,000), Contractual Services (\$278,000), Field Equipment Expense (\$200,000), Uniforms (\$46,000), Office and Administrative (\$76,000), and Operating Supplies (\$791,000). Related costs consist of employee benefits. <i>SG: \$1,585,896 SOT: \$50,000 EX: \$1,391,000</i> <i>Related Costs: \$943,357</i>	3,026,896	-	3,970,253
TOTAL Environmental Quality	11,886,684	-	
2020-21 Program Budget	41,557,357	109	
Changes in Salaries, Expense, Equipment, and Special	11,886,684	-	
2021-22 PROGRAM BUDGET	53,444,041	109	

Technology Support

This program provides information technology and the technical management and support for all the automated systems. Systems are used in the stormwater, wastewater treatment and conveyance, solid resources programs, and for financial and administration support. Information technology includes management of over 2,200 personal computers, three data centers, and complex networks. The program includes management of over 60 applications ranging from Geographic Information Systems (GIS) and work order systems, service request systems used by the call center, industrial process control systems, and environmental and regulatory compliance systems.

Program Changes	Direct Cost	Positions	Total Cost
Changes in Salaries, Expense, Equipment, and Special			
Apportionment of Changes Applicable to Various Programs	(1,858,951)	-	(1,886,640)
Related costs consist of employee benefits.			
SG: (\$56,320) EX: (\$1,802,631)			
Related Costs: (\$27,689)			
Continuation of Services			
32. CARE Data Analysis Program Support	250,000	-	250,000
Continue one-time funding in the Contractual Services Account to provide data analysis in support of the CARE program.			
EX: \$250,000			
TOTAL Technology Support	(1,608,951)	-	
2020-21 Program Budget	11,735,791	70	
Changes in Salaries, Expense, Equipment, and Special	(1,608,951)	-	
2021-22 PROGRAM BUDGET	10,126,840	70	

General Administration and Support

This program provides for management and administrative support functions, including Department and division administration, planning, and administrative services. It is comprised of two divisions - Administration and Financial Management. The Administration Division is responsible for providing support for all divisions at worksites and centralized services in these areas: purchasing, payroll, personnel, and specific centralized expenses. The Financial Management Division provides services related to tracking and reporting of expenditures to various regulatory agencies for Sanitation's annual operating budget.

Program Changes	Direct Cost	Positions	Total Cost
Changes in Salaries, Expense, Equipment, and Special			
Apportionment of Changes Applicable to Various Programs Related costs consist of employee benefits. <i>SG: (\$1,570,478) EX: (\$50,735)</i> <i>Related Costs: (\$703,692)</i>	(1,621,213)	-	(2,324,905)
Continuation of Services			
33. Clean and Green Community Program Support Continue funding and resolution authority for one Project Assistant to support the Clean and Green Community Program by planning and organizing environmental programs to improve local quality of life. Funding is provided by the Sewer Construction and Maintenance Fund (\$28,339), Solid Waste Resources Revenue Fund (\$28,338), and Stormwater Pollution Abatement Fund (\$3,618). Related costs consist of employee benefits. <i>SG: \$60,295</i> <i>Related Costs: \$34,421</i>	60,295	-	94,716
34. Community Services Continue funding and resolution authority for one Community Affairs Advocate to lead the Community Services Group. Funding is provided by the Solid Waste Resources Revenue Fund. Related costs consist of employee benefits. <i>SG: \$153,543</i> <i>Related Costs: \$65,894</i>	153,543	-	219,437
35. Data Intelligence Continue funding and add regular authority for 10 positions consisting of one Geographic Information Systems (GIS) Chief, one GIS Supervisor I, and eight GIS Specialists to collect and analyze field and geographic data for the Department's GIS Enterprise System. Funding is provided by the Sewer Construction and Maintenance Fund (\$326,228), Solid Waste Resources Revenue Fund (\$570,519), and Stormwater Pollution Abatement Fund (\$8,359). Related costs consist of employee benefits. <i>SG: \$905,106</i> <i>Related Costs: \$446,202</i>	905,106	10	1,351,308

General Administration and Support

Program Changes		Direct Cost	Positions	Total Cost
Changes in Salaries, Expense, Equipment, and Special				
Continuation of Services				
36. Data Management Coordinator		151,946	-	217,299
Continue funding and resolution authority for one Senior Management Analyst II to serve as the Department's data management coordinator. Funding is provided by the Sewer Construction and Maintenance Fund (\$71,415), Solid Waste Resources Revenue Fund (\$71,414), and Stormwater Pollution Abatement Fund (\$9,117). Related costs consist of employee benefits. SG: \$151,946 Related Costs: \$65,353				
37. External Affairs Manager		120,258	-	174,917
Continue funding and resolution authority for one Assistant Director Bureau of Sanitation to oversee the Department's external affairs activities. Funding is provided by the Sewer Construction and Maintenance Fund (\$56,521), Solid Waste Resources Revenue Fund (\$56,522), and Stormwater Pollution Abatement Fund (\$7,215). Related costs consist of employee benefits. SG: \$120,258 Related Costs: \$54,659				
38. Marketing and Public Outreach		161,644	-	230,271
Continue funding and resolution for one Marketing Manager to develop, maintain, and implement the Department's marketing and outreach efforts. Funding is provided by the Sewer Construction and Maintenance Fund (\$75,972), Solid Waste Resources Revenue Fund (\$75,973), and Stormwater Pollution Abatement Fund (\$9,699). Related costs consist of employee benefits. SG: \$161,644 Related Costs: \$68,627				
TOTAL General Administration and Support		(68,421)	10	
2020-21 Program Budget		9,808,295	79	
Changes in Salaries, Expense, Equipment, and Special		(68,421)	10	
2021-22 PROGRAM BUDGET		9,739,874	89	

**BUREAU OF SANITATION
DETAIL OF CONTRACTUAL SERVICES ACCOUNT**

2019-20 Actual Expenditures	2020-21 Adopted Budget	2020-21 Estimated Expenditures	Program/Code/Description	2021-22 Contract Amount
Watershed Protection - BE8201				
Administrative Division				
\$ -	\$ 8,600	\$ 9,000	1. Telephones.....	\$ 8,600
-	3,000	3,000	2. Rental pagers.....	3,000
15,529	3,900	4,000	3. Cell phone services.....	3,900
6,238	53,922	54,000	4. Media Center utility and janitorial costs.....	53,922
<u>\$ 21,767</u>	<u>\$ 69,422</u>	<u>\$ 70,000</u>	Administrative Division Total	\$ 69,422
Environmental Monitoring Division				
\$ 21,825	\$ 160,631	\$ 160,000	5. Laboratory analysis.....	\$ 160,631
<u>\$ 21,825</u>	<u>\$ 160,631</u>	<u>\$ 160,000</u>	Environmental Monitoring Division Total	\$ 160,631
Financial Management Division				
\$ 1,500	\$ 2,000	\$ 2,000	6. Los Angeles County tax roll database.....	\$ 2,000
<u>\$ 1,500</u>	<u>\$ 2,000</u>	<u>\$ 2,000</u>	Financial Management Division Total	\$ 2,000
Clean Water North Conveyance Division				
\$ 22,000	\$ 75,000	\$ 75,000	7. Green Infrastructure maintenance services - Echo Park Hub.....	\$ 75,000
25,997	100,000	100,000	8. Green Infrastructure maintenance services - Machado Lake Hub.....	100,000
148,634	125,000	125,000	9. Green Infrastructure maintenance services - South Los Angeles Hub.....	125,000
78,789	12,000	12,000	10. Emergency tree removal and fencing.....	12,000
<u>\$ 275,420</u>	<u>\$ 312,000</u>	<u>\$ 312,000</u>	Clean Water North Conveyance Division Total	\$ 312,000
Watershed Protection Division				
\$ 54,676	\$ 22,000	\$ 22,000	11. Equipment lease and maintenance.....	\$ 22,000
6,788	17,160	17,000	12. Wireless services.....	17,160
<u>\$ 61,464</u>	<u>\$ 39,160</u>	<u>\$ 39,000</u>	Watershed Protection Division Total	\$ 39,160
<u>\$ 381,976</u>	<u>\$ 583,213</u>	<u>\$ 583,000</u>	Watershed Protection Total	\$ 583,213
Solid Resources Program - BH8203				
Administration Division				
\$ 5,697	\$ 8,802	\$ 9,000	13. Rental pagers.....	\$ -
1,291	1,500	1,000	14. Telephones.....	-
<u>\$ 6,988</u>	<u>\$ 10,302</u>	<u>\$ 10,000</u>	Administration Division Total	\$ -
Solid Resources Support Services Division				
\$ 3,424	\$ 3,300	\$ 3,000	15. Rental of ice making machines.....	\$ -
9,620	16,000	16,000	16. Rental of photocopiers.....	-
-	2,789	3,000	17. Collection notice distribution for boundary changes.....	-
-	2,961	3,000	18. Safety incentive program.....	-
37,846	167,176	167,000	19. Warehouse security.....	-
-	1,000	1,000	20. Maintenance of radios.....	-
-	72,300	72,000	21. Call Center software maintenance.....	-
51,628	62,400	62,000	22. Advertisement and promotion of recycling education campaign.....	-
100,134	26,164	26,000	23. Mobile truck wash services.....	-
-	12,000	12,000	24. Liquid natural gas training.....	-
2,889	14,000	14,000	25. Fire extinguisher recharging.....	-
13,015	20,000	20,000	26. Truck washing facility maintenance and repair.....	-
<u>\$ 218,556</u>	<u>\$ 400,090</u>	<u>\$ 399,000</u>	Solid Resources Support Services Division Total	\$ -

**BUREAU OF SANITATION
DETAIL OF CONTRACTUAL SERVICES ACCOUNT**

2019-20 Actual Expenditures	2020-21 Adopted Budget	2020-21 Estimated Expenditures	Program/Code/Description	2021-22 Contract Amount
Solid Resources South Collection Division				
\$ 15,795	\$ 8,880	\$ 9,000	27. Rental of ice making machines.....	\$ -
4,526	9,051	9,000	28. Rental of photocopiers.....	-
-	1,044	1,000	29. Collection notice distribution for boundary changes.....	-
-	1,108	1,000	30. Safety incentive program.....	-
59,152	59,152	59,000	31. Warehouse security.....	-
-	1,000	1,000	32. Maintenance of radios.....	-
-	30,000	30,000	33. Equipment maintenance and chemicals.....	-
114,939	70,000	70,000	34. Clean up of chemical spills.....	-
19,507	119,255	119,000	35. Mobile truck wash services.....	-
<u>\$ 213,919</u>	<u>\$ 299,490</u>	<u>\$ 299,000</u>	Solid Resources South Collection Division Total	<u>\$ -</u>
Solid Resources Valley Collection Division				
\$ -	\$ 90,000	\$ 90,000	36. Multi-family Bulky Item Program outreach.....	\$ 90,000
13,695	5,650	5,000	37. Rental of ice making machines.....	-
2,933	8,500	8,000	38. Rental of photocopiers.....	-
-	367	1,000	39. Collection notice distribution for boundary changes.....	-
-	390	1,000	40. Safety incentive program.....	-
73,169	95,316	95,000	41. Warehouse security.....	-
-	1,000	1,000	42. Maintenance of radios.....	-
-	70,000	70,000	43. Equipment maintenance and chemicals.....	-
143,792	70,000	70,000	44. Clean up of chemical spills.....	-
99	17,751	18,000	45. Mobile truck wash services.....	7,170
<u>\$ 233,687</u>	<u>\$ 358,974</u>	<u>\$ 359,000</u>	Solid Resources Valley Collection Division Total	<u>\$ 97,170</u>
Solid Resources Processing and Construction Division				
\$ 8,652	\$ 99,819	\$ 100,000	46. Lopez Canyon facility maintenance.....	\$ -
353,915	475,286	475,000	47. Rental of heavy duty equipment.....	-
57,347	46,000	46,000	48. Rental of chemical toilets.....	-
2,441	2,339	2,000	49. Water cooler service.....	-
20,044	30,000	30,000	50. Scale repair contract.....	-
291,228	334,000	335,000	51. Central Los Angeles Recycling and Transfer Station (CLARTS) and Lopez Canyon security.....	-
61,919	52,000	52,000	52. Custodian services.....	-
7,802	8,000	8,000	53. Rental of photocopier.....	-
5,355	18,000	18,000	54. Drilling and soil sampling.....	-
11,482	111,125	111,000	55. CLARTS facility maintenance.....	11,307
65,152	65,420	65,000	56. CLARTS equipment lease.....	65,420
17,997	20,000	20,000	57. CLARTS scale maintenance.....	20,000
<u>\$ 903,333</u>	<u>\$ 1,261,989</u>	<u>\$ 1,262,000</u>	Solid Resources Processing and Construction Division Total	<u>\$ 96,727</u>
Solid Resources Citywide Recycling Division				
\$ -	\$ 20,900	\$ 21,000	58. Rental of photocopiers.....	\$ 20,900
-	132,600	133,000	59. Recycling education.....	75,600
-	685,000	685,000	60. Waste characterization study.....	560,000
3,885	10,000	10,000	61. Rental of photocopiers - Household Hazardous Waste Fund.....	10,000
126,530	2,073,336	2,074,000	62. Residential special materials collection facilities and mobile events contracts.....	2,073,336
25,848	10,000	10,000	63. Communication expenses.....	10,000
2,566,516	102,967	103,000	64. Miscellaneous.....	102,967
<u>\$ 2,722,778</u>	<u>\$ 3,034,803</u>	<u>\$ 3,036,000</u>	Solid Resources Citywide Recycling Division Total	<u>\$ 2,852,803</u>

**BUREAU OF SANITATION
DETAIL OF CONTRACTUAL SERVICES ACCOUNT**

2019-20 Actual Expenditures	2020-21 Adopted Budget	2020-21 Estimated Expenditures	Program/Code/Description	2021-22 Contract Amount
Solid Resources Commercial Franchise Division				
\$ 4,763	\$ -	\$ -	65. Rental of photocopiers.....	\$ -
45,930	-	-	66. Communication services.....	-
<u>\$ 50,693</u>	<u>\$ -</u>	<u>\$ -</u>	Solid Resources Commercial Franchise Division Total	<u>\$ -</u>
<u>\$ 4,349,955</u>	<u>\$ 5,365,648</u>	<u>\$ 5,365,000</u>	Solid Resources Program Total	<u>\$ 3,046,700</u>
Environmental Quality - BL8204				
Livability Services Division				
\$ 48,983	\$ 224,400	\$ 224,000	67. CARE+ uniform dry cleaning services.....	\$ 224,400
-	348,000	348,000	68. Clean Streets Los Angeles uniform dry cleaning services.....	348,000
3,362,766	3,976,000	3,976,000	69. CARE+ hazardous waste removal services	8,212,000
339,589	211,200	211,000	70. CARE and CARE+ Team vehicle rental.....	2,839,200
1,723,000	1,723,000	1,723,000	71. CARE Team hazardous waste removal services.....	1,723,000
17,759	240,000	240,000	72. CARE Team uniform dry cleaning services.....	240,000
-	397,212	398,000	73. Communication services.....	397,212
6,519	-	-	74. Custodial services.....	-
1,036,848	4,700,000	4,700,000	75. Community based organizations.....	4,700,000
85,997	195,000	195,000	76. Tow vehicle rental expenses.....	195,000
<u>\$ 6,621,461</u>	<u>\$ 12,014,812</u>	<u>\$ 12,015,000</u>	Livability Services Division Total	<u>\$ 18,878,812</u>
<u>\$ 6,621,461</u>	<u>\$ 12,014,812</u>	<u>\$ 12,015,000</u>	Environmental Quality Total	<u>\$ 18,878,812</u>
Technology Support - BH8249				
Information and Control Systems Division				
\$ -	\$ 98,819	\$ 98,000	77. Watershed Protection Division technical support services.....	\$ 98,819
-	60,000	60,000	78. Solid Resources server network and hardware and software maintenance.....	60,000
-	849,061	850,000	79. Geographic Information System technical support.....	413,250
-	500,000	500,000	80. Cybersecurity services.....	250,000
27	270,000	270,000	81. Geographic Information Systems software maintenance.....	-
-	1,760,928	1,761,000	82. Infrastructure and technical support.....	1,425,928
-	250,000	250,000	83. Network support services.....	250,000
<u>\$ 27</u>	<u>\$ 3,788,808</u>	<u>\$ 3,789,000</u>	Information and Control Systems Division Total	<u>\$ 2,497,997</u>
<u>\$ 27</u>	<u>\$ 3,788,808</u>	<u>\$ 3,789,000</u>	Technology Support Total	<u>\$ 2,497,997</u>
General Administration and Support - BH8250				
Administration Division				
\$ 1,975,251	\$ 46,000	\$ 46,000	84. Rental of photocopiers.....	\$ -
<u>\$ 1,975,251</u>	<u>\$ 46,000</u>	<u>\$ 46,000</u>	Administration Division Total	<u>\$ -</u>
<u>\$ 1,975,251</u>	<u>\$ 46,000</u>	<u>\$ 46,000</u>	General Administration and Support Total	<u>\$ -</u>
<u>\$ 13,328,670</u>	<u>\$ 21,798,481</u>	<u>\$ 21,798,000</u>	TOTAL CONTRACTUAL SERVICES ACCOUNT	<u>\$ 25,006,722</u>

**BUREAU OF SANITATION
SOLID WASTE RESOURCES REVENUE FUND
DETAIL OF CONTRACTUAL SERVICES ACCOUNT**

2019-20 Actual Expenditures	2020-21 Adopted Budget	2020-21 Estimated Expenditures	Program/Code/Description	2021-22 Contract Amount
Solid Resources - BH8203				
Administration Division				
\$ 317,736	\$ 285,000	\$ 285,000	1. Communication services.....	\$ 285,000
\$ 317,736	\$ 285,000	\$ 285,000	Administration Division Total	\$ 285,000
Financial Management Division				
\$ 578,093	\$ 1,000,000	\$ 1,000,000	2. Project review by director.....	\$ 1,000,000
\$ 578,093	\$ 1,000,000	\$ 1,000,000	Financial Management Division Total	\$ 1,000,000
Solid Resources Processing & Construction Division				
\$ 110,272	\$ -	\$ -	3. Consultant services.....	\$ -
\$ 110,272	\$ -	\$ -	Solid Resources Processing & Construction Division Total	\$ -
Solid Resources South Collection Division				
\$ 294,596	\$ 510,496	\$ 510,000	4. Security services.....	\$ 510,496
\$ 294,596	\$ 510,496	\$ 510,000	Solid Resources South Collection Division Total	\$ 510,496
Solid Resources Support Services Division				
\$ 54,311	\$ -	\$ -	5. Security services.....	\$ -
123,923	-	-	6. Repairs and maintenance.....	-
5,413,764	-	-	7. Citywide equipment rental.....	-
\$ 5,591,997	\$ -	\$ -	Solid Resources Support Services Division Total	\$ -
\$ 6,892,695	\$ 1,795,496	\$ 1,795,000	Solid Resources Program Total	\$ 1,795,496
Technology Support - BH8249				
Information and Control Systems Division				
\$ -	\$ 200,000	\$ 200,000	8. Central Los Angeles Recycling and Transfer Station technical support.....	\$ 200,000
33,171	138,600	139,000	9. Information Technology Agency fiber service lease.....	138,600
337,738	1,583,764	1,584,000	10. Customer care technical support.....	1,583,764
\$ 370,909	\$ 1,922,364	\$ 1,923,000	Information and Control Systems Division Total	\$ 1,922,364
\$ 370,909	\$ 1,922,364	\$ 1,923,000	Technology Support Program Total	\$ 1,922,364
General Administration and Support - BH8250				
Financial Management Division				
\$ 6,333	\$ 75,000	\$ 75,000	11. Strategic consultation.....	\$ 75,000
\$ 6,333	\$ 75,000	\$ 75,000	Financial Management Division Total	\$ 75,000
\$ 6,333	\$ 75,000	\$ 75,000	General Administration and Support Program Total	\$ 75,000
\$ 377,242	\$ 3,792,860	\$ 3,793,000	TOTAL SOLID WASTE RESOURCES REVENUE FUND CONTRACTUAL SERVICES ACCOUNT	\$ 3,792,860

**BUREAU OF SANITATION
SEWER CONSTRUCTION AND MAINTENANCE FUND
DETAIL OF CONTRACTUAL SERVICES ACCOUNT**

2019-20 Actual Expenditures	2020-21 Adopted Budget	2020-21 Estimated Expenditures	Program/Code/Description	2021-22 Contract Amount
Clean Water - BF8202 (Fund 760)				
Administration Division				
\$ -	\$ 693,808	\$ 694,000	1. Wastewater Program insurance.....	\$ 693,808
19,126	34,262	34,000	2. Rental of pagers.....	34,262
13,430	135,058	135,000	3. Media Center janitorial costs.....	135,058
17,056	-	-	4. Various contractual services.....	-
4,585	62,000	62,000	5. Earth Day Los Angeles.....	62,000
<u>\$ 54,197</u>	<u>\$ 925,128</u>	<u>\$ 925,000</u>	Administration Division Total	<u>\$ 925,128</u>
Donald C. Tillman Water Reclamation Plant				
\$ 4,708	\$ 12,359	\$ 12,000	6. Equipment rental.....	\$ 12,359
707,947	460,137	460,000	7. Japanese Garden landscape maintenance.....	460,137
411,590	627,800	628,000	8. Contract maintenance.....	627,800
13,434	25,000	25,000	9. Hazardous materials disposal.....	25,000
1,543	80,000	80,000	10. Process control computer system.....	80,000
946	1,519	2,000	11. Uniform cleaning.....	1,519
-	350,000	350,000	12. Consulting services.....	350,000
<u>\$ 1,140,168</u>	<u>\$ 1,556,815</u>	<u>\$ 1,557,000</u>	Donald C. Tillman Water Reclamation Plant Total	<u>\$ 1,556,815</u>
Environmental Monitoring Division				
\$ 3,564	\$ 5,000	\$ 5,000	13. Uniform cleaning.....	\$ 5,000
3,273	11,000	11,000	14. Photocopier rental.....	11,000
485,893	500,000	500,000	15. Southern California Coastal Water Research Project.....	500,000
230,355	382,377	382,000	16. Equipment repair.....	382,377
509,637	1,195,244	1,195,000	17. Laboratory analysis.....	1,195,244
202,257	250,000	250,000	18. Boat maintenance.....	250,000
342,251	334,205	334,000	19. Los Angeles River Watershed Monitoring Program.....	334,205
<u>\$ 1,777,230</u>	<u>\$ 2,677,826</u>	<u>\$ 2,677,000</u>	Environmental Monitoring Division Total	<u>\$ 2,677,826</u>
Financial Management Division				
\$ 2,140	\$ 6,000	\$ 6,000	20. Rental of photocopiers.....	\$ 6,000
944	5,280	5,000	21. Record retention storage.....	5,280
57,462	180,000	180,000	22. Flow monitor maintenance contract.....	180,000
567,674	1,137,074	1,137,000	23. Litigation expense.....	1,137,074
9,519	500,000	500,000	24. Coastal Interceptor Sewer System.....	500,000
620,106	194,300	194,000	25. Technical consulting services.....	194,300
<u>\$ 1,257,845</u>	<u>\$ 2,022,654</u>	<u>\$ 2,022,000</u>	Financial Management Division Total	<u>\$ 2,022,654</u>

**BUREAU OF SANITATION
SEWER CONSTRUCTION AND MAINTENANCE FUND
DETAIL OF CONTRACTUAL SERVICES ACCOUNT**

2019-20 Actual Expenditures	2020-21 Adopted Budget	2020-21 Estimated Expenditures	Program/Code/Description	2021-22 Contract Amount
Hyperion Water Reclamation Plant				
\$ 18,531	\$ 20,000	\$ 20,000	26. Rental of photocopiers.....	\$ 20,000
11,141,602	14,300,000	14,300,000	27. Biosolids hauling.....	14,300,000
210,645	100,000	100,000	28. Hazardous waste disposal fee.....	100,000
164,546	20,000	20,000	29. Equipment rental.....	20,000
13,127	10,000	10,000	30. Sweeping cloths and mats.....	10,000
31,296	20,000	20,000	31. Insect abatement.....	20,000
-	50,000	50,000	32. Insulation refractory.....	50,000
26,409	110,000	110,000	33. Oceanographic service.....	110,000
23,447	35,000	35,000	34. Fire extinguishers.....	35,000
3,465	21,000	21,000	35. Street sweeping.....	21,000
38,020	30,000	30,000	36. Maintenance services for plant roll-up doors.....	30,000
55,053	70,000	70,000	37. Various contractual services.....	70,000
-	1,000	1,000	38. Locking services.....	1,000
-	1,000	1,000	39. Photo developing.....	1,000
15,158	20,000	20,000	40. Water Reclamation Plant environmental management systems study.....	20,000
1,740	25,000	25,000	41. Uniform cleaning/repairs.....	25,000
3,547,810	3,522,198	3,522,000	42. Farm management and custom farming services at Green Acres Farm.....	3,522,198
-	210,000	210,000	43. Innovative technology study.....	210,000
4,917,199	4,069,592	4,070,000	44. As-needed maintenance services.....	4,069,592
129,187	20,000	20,000	45. Inspection, calibration, and testing services.....	20,000
569,472	1,000,000	1,000,000	46. Specialized high voltage services.....	1,000,000
-	-	-	47. Environmental Learning Center exhibits maintenance.....	-
10,693,771	11,102,000	11,102,000	48. Hyperion Bio-Energy Facility.....	11,102,000
\$ 31,600,476	\$ 34,756,790	\$ 34,757,000	Hyperion Treatment Plant Total	\$ 34,756,790
Industrial Safety and Compliance Division				
\$ 283,484	\$ 65,800	\$ 66,000	49. Equipment rental and maintenance.....	\$ 65,800
\$ 283,484	\$ 65,800	\$ 66,000	Industrial Safety and Compliance Division Total	\$ 65,800
Industrial Waste Management Division				
\$ 10,451	\$ 16,947	\$ 17,000	50. Rental of photocopiers.....	\$ 16,947
95,056	90,000	90,000	51. Industrial waste business outreach.....	90,000
	5,020	5,000	52. Contributions to research project.....	5,020
27,458	6,700	7,000	53. Miscellaneous.....	6,700
\$ 132,965	\$ 118,667	\$ 119,000	Industrial Waste Management Division Total	\$ 118,667
Los Angeles/Glendale				
\$ 12,600	\$ 19,200	\$ 19,000	54. Process control system maintenance.....	\$ 19,200
2,853	4,500	5,000	55. Equipment rental.....	4,500
18,526	10,000	10,000	56. Hazardous waste disposal.....	10,000
71,877	324,500	325,000	57. Contract maintenance.....	324,500
471	1,000	1,000	58. Uniform cleaning.....	1,000
\$ 106,328	\$ 359,200	\$ 360,000	Los Angeles/Glendale Total	\$ 359,200
Regulatory Affairs Division				
\$ 89,226	\$ 1,000,000	\$ 1,000,000	59. Environmental consulting contract.....	\$ 1,000,000
	76,000	76,000	60. Biosolids management support.....	76,000
1,486	4,287	4,000	61. Rental of photocopier.....	4,287
301,673	250,000	250,000	62. Litigation services.....	250,000
\$ 392,385	\$ 1,330,287	\$ 1,330,000	Regulatory Affairs Division Total	\$ 1,330,287
Solid Resources Citywide Recycling Division				
\$ 3,177,467	\$ 2,767,500	\$ 2,768,000	63. Household Hazardous Waste Mobile Collection Program.....	\$ 2,767,500
\$ 3,177,467	\$ 2,767,500	\$ 2,768,000	Solid Resources Citywide Recycling Division Total	\$ 2,767,500

**BUREAU OF SANITATION
SEWER CONSTRUCTION AND MAINTENANCE FUND
DETAIL OF CONTRACTUAL SERVICES ACCOUNT**

2019-20 Actual Expenditures	2020-21 Adopted Budget	2020-21 Estimated Expenditures	Program/Code/Description	2021-22 Contract Amount
Terminal Island Treatment Plant				
\$ 42,759	\$ 35,000	\$ 35,000	64. Boiler repair and rental.....	\$ 35,000
	150,600	151,000	65. Biosolids haul/disposal.....	150,600
4,663	82,500	83,000	66. Environmental services.....	82,500
311,491	600,000	600,000	67. Contract maintenance.....	600,000
4,881	60,000	60,000	68. Motor rewind.....	60,000
-	13,000	13,000	69. Administrative services.....	13,000
-	200,000	200,000	70. Advanced Water Purification Facility upgrades.....	200,000
70,577	55,000	55,000	71. Equipment rental.....	55,000
16,475	5,000	5,000	72. Elevator repair and maintenance.....	5,000
132,550	20,000	20,000	73. Air conditioning services.....	20,000
950,300	752,400	752,000	74. Terminal Island Renewable Energy Project.....	752,400
<u>\$ 1,533,696</u>	<u>\$ 1,973,500</u>	<u>\$ 1,974,000</u>	Terminal Island Treatment Plant Total	<u>\$ 1,973,500</u>
Wastewater Collection Division				
\$ 51,492	\$ 5,000	\$ 5,000	75. Rental of heavy duty equipment.....	\$ 5,000
5,200	5,000	5,000	76. Backflow device, inspection and repair.....	5,000
7,100	20,000	20,000	77. Rental of photocopier.....	20,000
1,211	2,110	2,000	78. City of Vernon - pump plant maintenance.....	2,110
5,882	5,000	5,000	79. Rental of portable toilets.....	5,000
2,314,209	2,400,000	2,400,000	80. Chemical root control.....	2,400,000
1,937	50,000	50,000	81. Vacuum truck services.....	50,000
267	1,200	1,000	82. Uniform cleaning.....	1,200
218,766	475,000	475,000	83. Prevention, maintenance, and disposal services.....	475,000
139,012	250,000	250,000	84. Private clean up.....	250,000
-	280,000	280,000	85. Large diameter sewer cleaning and closed-circuit television (CCTV) sewer assessment.....	280,000
<u>\$ 2,745,077</u>	<u>\$ 3,493,310</u>	<u>\$ 3,493,000</u>	Wastewater Collection Division Total	<u>\$ 3,493,310</u>
Wastewater Engineering Services Division				
\$ 3,324	\$ 12,000	\$ 12,000	86. Rental of photocopiers.....	\$ 12,000
48,355	59,618	60,000	87. Professional technical services.....	59,618
<u>\$ 51,679</u>	<u>\$ 71,618</u>	<u>\$ 72,000</u>	Wastewater Engineering Services Division Total	<u>\$ 71,618</u>
Watershed Protection Division				
\$ 633,438	\$ 1,000,000	\$ 1,000,000	88. Total Maximum Daily Loads (TMDL) consultant services.....	\$ 1,000,000
<u>\$ 633,438</u>	<u>\$ 1,000,000</u>	<u>\$ 1,000,000</u>	Watershed Protection Total	<u>\$ 1,000,000</u>
<u>\$ 44,886,436</u>	<u>\$ 53,119,095</u>	<u>\$ 53,120,000</u>	Clean Water Total	<u>\$ 53,119,095</u>

**BUREAU OF SANITATION
SEWER CONSTRUCTION AND MAINTENANCE FUND
DETAIL OF CONTRACTUAL SERVICES ACCOUNT**

2019-20 Actual Expenditures	2020-21 Adopted Budget	2020-21 Estimated Expenditures	Program/Code/Description	2021-22 Contract Amount
Technology Support - BH8249				
Information and Control Systems Division				
\$ 446,735	\$ 493,000	\$ 493,000	89. Clean Water operational and laboratory technical support.....	\$ 493,000
-	19,000	19,000	90. Geographic Information System maintenance.....	19,000
85,500	450,000	450,000	91. Maintenance management technical support.....	450,000
-	1,471,000	1,471,000	92. Control systems technical support.....	1,471,000
-	3,500	4,000	93. Engineering technical support.....	3,500
274,975	362,500	363,000	94. Pretreatment technical support.....	362,500
46,650	40,000	40,000	95. Gartner subscription.....	40,000
129,976	500,000	500,000	96. Professional technical services.....	500,000
90,170	199,100	199,000	97. Information Technology Agency fiber service lease.....	199,100
354,528	2,000,000	2,000,000	98. Los Angeles Water Integrated Network Systems maintenance.....	2,000,000
	400,000	400,000	99. Network engineering and support services.....	400,000
<u>\$ 1,428,534</u>	<u>\$ 5,938,100</u>	<u>\$ 5,939,000</u>	Information and Control Systems Division Total	<u>\$ 5,938,100</u>
<u>\$ 1,428,534</u>	<u>\$ 5,938,100</u>	<u>\$ 5,939,000</u>	Technology Support Total	<u>\$ 5,938,100</u>
General Administration and Support - BH8250				
Administration Division				
\$ -	\$ 4,000	\$ 4,000	100. Messenger service.....	\$ 4,000
-	18,320	18,000	101. Communication services.....	18,320
<u>\$ -</u>	<u>\$ 22,320</u>	<u>\$ 22,000</u>	Administration Division Total	<u>\$ 22,320</u>
Executive Division				
\$ -	\$ 1,500	\$ 2,000	102. Miscellaneous contractual services.....	\$ 1,500
<u>\$ -</u>	<u>\$ 1,500</u>	<u>\$ 2,000</u>	Executive Division Total	<u>\$ 1,500</u>
Financial Management Division				
\$ -	\$ 6,000	\$ 6,000	103. Intern contract.....	\$ 6,000
-	75,000	75,000	104. Strategic consultation.....	75,000
<u>\$ -</u>	<u>\$ 81,000</u>	<u>\$ 81,000</u>	Financial Management Division Total	<u>\$ 81,000</u>
<u>\$ -</u>	<u>\$ 104,820</u>	<u>\$ 105,000</u>	General Administration and Support Total	<u>\$ 104,820</u>
<u>\$ 46,314,970</u>	<u>\$ 59,162,015</u>	<u>\$ 59,164,000</u>	TOTAL CONTRACTUAL SERVICES ACCOUNT FOR FUND 760	<u>\$ 59,162,015</u>
Clean Water - BF8202 (Fund 761)				
Financial Management Division (Capital)				
\$ -	\$ 1,354,200	\$ 1,354,000	105. Litigation expense.....	\$ 1,354,200
<u>\$ -</u>	<u>\$ 1,354,200</u>	<u>\$ 1,354,000</u>	Financial Management Division Total - Capital	<u>\$ 1,354,200</u>
Wastewater Collection Division (Capital)				
\$ 1,018,339	\$ 2,000,000	\$ 2,000,000	106. Closed-circuit television sewer assessment	\$ 2,000,000
<u>\$ 1,018,339</u>	<u>\$ 2,000,000</u>	<u>\$ 2,000,000</u>	Wastewater Collection Division Total - Capital	<u>\$ 2,000,000</u>
<u>\$ 1,018,339</u>	<u>\$ 3,354,200</u>	<u>\$ 3,354,000</u>	TOTAL FOR FUND 761	<u>\$ 3,354,200</u>
<u>\$ 47,333,309</u>	<u>\$ 62,516,215</u>	<u>\$ 62,518,000</u>	TOTAL SEWER CONSTRUCTION AND MAINTENANCE FUND CONTRACTUAL SERVICES ACCOUNT	<u>\$ 62,516,215</u>

Bureau of Sanitation

Position Counts			Code	Title	2021-22 Salary Range and Annual Salary	
2020-21	Change	2021-22				
<u>GENERAL</u>						
<u>Regular Positions</u>						
1	-	1	1107	Plant Equipment Trainee		(67,964)
15	-	15	1116	Secretary	2484(2)	(51,865 - 77,903)
4	-	4	1117-2	Executive Administrative Assistant II	2989(2)	(62,410 - 93,772)
1	-	1	1117-3	Executive Administrative Assistant III	3205(2)	(66,920 - 100,516)
1	-	1	1119-2	Accounting Records Supervisor II	3212(2)	(67,066 - 100,766)
3	-	3	1121-1	Delivery Driver I	1799(2)	(37,563 - 56,438)
1	-	1	1121-2	Delivery Driver II	1964(2)	(41,008 - 61,637)
2	-	2	1129	Personnel Records Supervisor	2908(2)	(60,719 - 91,224)
2	-	2	1170	Payroll Supervisor	3343(2)	(69,801 - 104,838)
5	-	5	1201	Principal Clerk	2728(2)	(56,960 - 85,608)
41	-	41	1223	Accounting Clerk	2414(2)	(50,404 - 75,710)
3	-	3	1253	Chief Clerk	3257(2)	(68,006 - 102,186)
73	5	78	1358	Administrative Clerk	1853(2)	(38,690 - 58,088)
89	-	89	1368	Senior Administrative Clerk	2287(2)	(47,752 - 71,743)
1	-	1	1409-1	Information Systems Manager I	5492(2)	(114,672 - 172,239)
1	-	1	1429	Applications Programmer	2908(2)	(60,719 - 91,224)
1	-	1	1431-2	Programmer/Analyst II	3423(2)	(71,472 - 107,385)
3	-	3	1431-3	Programmer/Analyst III	3738(2)	(78,049 - 117,220)
1	-	1	1431-4	Programmer/Analyst IV	4045(2)	(84,459 - 126,866)
1	-	1	1431-5	Programmer/Analyst V	4355(2)	(90,932 - 136,617)
3	-	3	1455-1	Systems Programmer I	4291(7)	(89,596 - 134,613)
5	-	5	1455-2	Systems Programmer II	4617(2)	(96,402 - 144,844)
1	-	1	1455-3	Systems Programmer III	5005(2)	(104,504 - 156,975)
6	-	6	1458	Principal Communications Operator	2893(2)	(60,405 - 90,723)
77	-	77	1461-2	Communications Information Representative II	2287(2)	(47,752 - 71,743)
12	-	12	1461-3	Communications Information Representative III	2462(2)	(51,406 - 77,235)
3	-	3	1467-1	Senior Communications Operator I	2599(2)	(54,267 - 81,557)
4	-	4	1470	Data Base Architect	4820(2)	(100,641 - 151,212)
1	-	1	1517-2	Auditor II	3261(2)	(68,089 - 102,312)
2	-	2	1518	Senior Auditor	3667(2)	(76,566 - 115,007)
1	-	1	1555-1	Fiscal Systems Specialist I	4333(2)	(90,473 - 135,907)
25	-	25	1596	Systems Analyst	3457(2)	(72,182 - 108,471)
11	-	11	1597-1	Senior Systems Analyst I	4091(2)	(85,420 - 128,286)
4	-	4	1597-2	Senior Systems Analyst II	5061(2)	(105,673 - 158,771)
2	-	2	1670-1	Graphics Designer I	2355(2)	(49,172 - 73,873)

Bureau of Sanitation

Position Counts			Code	Title	2021-22 Salary Range and Annual Salary	
2020-21	Change	2021-22				
<u>GENERAL</u>						
<u>Regular Positions</u>						
1	-	1	1670-2	Graphics Designer II	2851(2)	(59,528 - 89,408)
1	-	1	1702-1	Emergency Management Coordinator I	4081(2)	(85,211 - 128,036)
1	-	1	1702-2	Emergency Management Coordinator II	5053(2)	(105,506 - 158,500)
1	-	1	1726-1	Safety Engineering Associate I	3113(7)	(64,999 - 97,634)
4	-	4	1726-2	Safety Engineering Associate II	3507(7)	(73,226 - 109,995)
2	-	2	1727	Safety Engineer	4291(2)	(89,596 - 134,613)
3	-	3	1785-2	Public Relations Specialist II	2807(2)	(58,610 - 88,030)
3	-	3	1786	Principal Public Relations Representative	3356(2)	(70,073 - 105,276)
1	-	1	1795-1	Senior Photographer I	3261(2)	(68,089 - 102,312)
1	-	1	1800-1	Public Information Director I	4276(2)	(89,282 - 134,133)
1	-	1	1800-2	Public Information Director II	5025(2)	(104,922 - 157,602)
1	-	1	1951	Agricultural Land Developer	3492(2)	(72,912 - 109,536)
2	-	2	2330	Industrial Hygienist	4233(2)	(88,385 - 132,775)
53	-	53	3112	Maintenance Laborer	1846(2)	(38,544 - 57,921)
228	-	228	3112-6	Maintenance Laborer	1993(2)	(41,613 - 62,514)
4	-	4	3115	Maintenance and Construction Helper	1956(2)	(40,841 - 61,345)
9	-	9	3115-6	Maintenance and Construction Helper	2105(2)	(43,952 - 66,043)
3	-	3	3126	Labor Supervisor	2390(2)	(49,903 - 75,000)
1	-	1	3127-1	Construction and Maintenance Supervisor I		(126,887)
1	-	1	3127-2	Construction and Maintenance Supervisor II		(139,645)
1	-	1	3129	Construction and Maintenance Superintendent	5114(2)	(106,780 - 160,421)
23	-	23	3141	Gardener Caretaker	1956(2)	(40,841 - 61,345)
3	-	3	3143	Senior Gardener	2188(2)	(45,685 - 68,653)
2	-	2	3145	Park Maintenance Supervisor	2535(2)	(52,930 - 79,511)
21	-	21	3156	Custodian	1555(4)	(32,468 - 48,817)
3	-	3	3157-1	Senior Custodian I	1677(2)	(35,015 - 52,617)
1	-	1	3172	Event Attendant (Half-Time)	1536(6)	(32,071 - 48,170)
1	-	1	3174	Senior Window Cleaner	2107(2)	(43,994 - 66,085)
1	-	1	3176	Custodian Supervisor	1807(2)	(37,730 - 56,689)
1	-	1	3182-1	Chief Custodian Supervisor I	2460(2)	(51,364 - 77,151)
1	-	1	3333-1	Building Repairer I	2188(2)	(45,685 - 68,653)
2	-	2	3338	Building Repairer Supervisor	3562(6)	(74,374 - 111,749)
1	-	1	3343	Cabinet Maker		(91,266)
5	-	5	3344	Carpenter		(91,266)

Bureau of Sanitation

Position Counts			Code	Title	2021-22 Salary Range and Annual Salary	
2020-21	Change	2021-22				
<u>GENERAL</u>						
<u>Regular Positions</u>						
2	-	2	3345	Senior Carpenter		(102,353)
1	-	1	3346	Carpenter Supervisor		(109,035)
16	-	16	3423	Painter		(87,466)
3	-	3	3424	Senior Painter		(96,215)
1	-	1	3426	Painter Supervisor		(100,558)
15	-	15	3433	Pipefitter		(99,869)
13	-	13	3443	Plumber		(99,869)
5	-	5	3444	Senior Plumber		(109,745)
2	-	2	3446	Plumber Supervisor		(114,714)
2	-	2	3525	Equipment Operator		(99,952)
32	-	32	3525-6	Equipment Operator		(108,116)
2	-	2	3527	Equipment Supervisor	3370(7)	(70,365 - 105,652)
5	-	5	3527-6	Equipment Supervisor	3659(7)	(76,399 - 114,735)
3	-	3	3558	Power Shovel Operator		(100,892)
705	-	705	3580-2	Refuse Collection Truck Operator II	2611(6)	(54,517 - 81,912)
1	-	1	3583	Truck Operator	2188(6)	(45,685 - 68,653)
8	-	8	3584	Heavy Duty Truck Operator	2309(6)	(48,211 - 72,453)
5	-	5	3584-6	Heavy Duty Truck Operator	2496(6)	(52,116 - 78,300)
2	-	2	3686	Communications Electrician		(98,741)
1	-	1	3743	Heavy Duty Equipment Mechanic		(93,312)
1	-	1	3745	Senior Heavy Duty Equipment Mechanic		(98,470)
7	-	7	3763	Machinist		(90,556)
2	-	2	3766-2	Machinist Supervisor II		(105,318)
32	-	32	3771	Mechanical Helper	2059(2)	(42,991 - 64,602)
1	-	1	3773	Mechanical Repairer		(91,454)
4	-	4	3774	Air Conditioning Mechanic		(99,869)
1	-	1	3775	Sheet Metal Worker		(96,173)
1	-	1	3781	Air Conditioning Mechanic Supervisor		(114,714)
5	-	5	3796	Welder		(90,556)
1	-	1	3798	Welder Supervisor		(105,318)
6	-	6	3799	Electrical Craft Helper		(67,338)
35	-	35	3843	Instrument Mechanic		(115,341)
5	-	5	3844	Instrument Mechanic Supervisor		(131,919)
1	-	1	3913	Irrigation Specialist	2364(2)	(49,360 - 74,165)
16	-	16	4100	Refuse Crew Field Instructor	3016(2)	(62,974 - 94,607)

Bureau of Sanitation

Position Counts			Code	Title	2021-22 Salary Range and Annual Salary	
2020-21	Change	2021-22				
<u>GENERAL</u>						
<u>Regular Positions</u>						
49	-	49	4101	Refuse Collection Supervisor	3597(2)	(75,105 - 112,856)
11	-	11	4102	Solid Resources Superintendent	4369(2)	(91,224 - 137,077)
2	-	2	4108-2	Solid Waste Disposal Superintendent II	4369(2)	(91,224 - 137,077)
210	-	210	4110-2	Wastewater Collection Worker II	2611(2)	(54,517 - 81,912)
17	-	17	4113	Wastewater Collection Supervisor	3597(2)	(75,105 - 112,856)
1	-	1	4118	Plant Guide	1191(8)	(24,868 - 37,333)
107	-	107	4123-1	Wastewater Treatment Operator I		(102,270)
28	-	28	4123-2	Wastewater Treatment Operator II		(113,420)
37	-	37	4123-3	Wastewater Treatment Operator III		(119,600)
11	-	11	4124	Senior Wastewater Treatment Operator		(129,748)
8	-	8	4126-1	Sanitation Solid Resources Manager I	5461(2)	(114,025 - 171,257)
6	-	6	4126-2	Sanitation Solid Resources Manager II	6067(2)	(126,678 - 190,279)
12	-	12	4128-1	Sanitation Wastewater Manager I	4596(2)	(95,964 - 144,176)
6	-	6	4128-2	Sanitation Wastewater Manager II	5461(2)	(114,025 - 171,257)
6	-	6	4128-3	Sanitation Wastewater Manager III	6067(2)	(126,678 - 190,279)
1	-	1	4130	Hyperion Treatment Plant Manager	6946(2)	(145,032 - 217,861)
6	-	6	4289-1	Chief Environmental Compliance Inspector I	4552(2)	(95,045 - 142,777)
3	-	3	4289-2	Chief Environmental Compliance Inspector II	5361(2)	(111,937 - 168,167)
138	-	138	4292	Environmental Compliance Inspector	3234(2)	(67,525 - 101,414)
27	-	27	4293	Senior Environmental Compliance Inspector	3602(2)	(75,209 - 112,981)
1	-	1	5113-1	Boat Captain I		(88,990)
1	-	1	5113-2	Boat Captain II		(97,948)
1	-	1	5131	Deck Hand		(67,421)
4	-	4	5613	Wastewater Treatment Electrician Supervisor		(117,575)
57	-	57	5614	Wastewater Treatment Mechanic		(105,840)
34	-	34	5615-1	Wastewater Treatment Electrician I		(104,003)
6	-	6	5615-2	Wastewater Treatment Electrician II		(114,359)
5	-	5	5617	Wastewater Treatment Mechanic Supervisor		(129,142)
2	-	2	5853	Electric Pumping Plant Operator		(83,958)
4	-	4	5923	Building Operating Engineer		(100,077)
1	-	1	5925	Senior Building Operating Engineer		(116,865)
1	-	1	6145-2	Video Technician II	3025(2)	(63,162 - 94,899)
-	1	1	7211	Geographic Information Systems Chief	4579(2)	(95,609 - 143,633)
1	-	1	7212-1	Office Engineering Technician I	2224(2)	(46,437 - 69,760)

Bureau of Sanitation

Position Counts			Code	Title	2021-22 Salary Range and Annual Salary	
2020-21	Change	2021-22				
<u>GENERAL</u>						
<u>Regular Positions</u>						
6	-	6	7212-2	Office Engineering Technician II	2500(7)	(52,200 - 78,383)
2	-	2	7212-3	Office Engineering Technician III	2787(2)	(58,192 - 87,403)
9	8	17	7213	Geographic Information Systems Specialist	3525(2)	(73,602 - 110,580)
2	1	3	7214-1	Geographic Information Systems Supervisor I	3918(2)	(81,807 - 122,837)
1	-	1	7214-2	Geographic Information Systems Supervisor II	4240(2)	(88,531 - 132,984)
5	-	5	7225	Assistant Director Bureau of Sanitation	6946(2)	(145,032 - 217,861)
5	-	5	7230-2	Control Systems Engineering Associate II	3651(2)	(76,232 - 114,547)
3	-	3	7230-3	Control Systems Engineering Associate III	4063(2)	(84,835 - 127,472)
1	-	1	7232	Civil Engineering Drafting Technician	2558(2)	(53,411 - 80,262)
1	-	1	7236	Director Bureau of Sanitation		(305,286)
5	-	5	7237	Civil Engineer	4418(2)	(92,247 - 138,580)
8	-	8	7242-1	Shift Superintendent Wastewater Treatment I	4593(8)	(95,901 - 144,051)
3	-	3	7242-2	Shift Superintendent Wastewater Treatment II	4849(8)	(101,247 - 152,069)
1	-	1	7243-1	Control Systems Engineer I	4418(2)	(92,247 - 138,580)
23	-	23	7246-2	Civil Engineering Associate II	3651(2)	(76,232 - 114,547)
9	-	9	7246-3	Civil Engineering Associate III	4063(2)	(84,835 - 127,472)
2	-	2	7246-4	Civil Engineering Associate IV	4418(2)	(92,247 - 138,580)
5	-	5	7304-1	Environmental Supervisor I	4063(2)	(84,835 - 127,472)
4	-	4	7304-2	Environmental Supervisor II	4418(2)	(92,247 - 138,580)
12	-	12	7310-2	Environmental Specialist II	3651(2)	(76,232 - 114,547)
7	-	7	7310-3	Environmental Specialist III	4063(2)	(84,835 - 127,472)
4	-	4	7320	Environmental Affairs Officer	5012(2)	(104,650 - 157,163)
2	-	2	7525-2	Electrical Engineering Associate II	3651(2)	(76,232 - 114,547)
1	-	1	7525-4	Electrical Engineering Associate IV	4418(2)	(92,247 - 138,580)
1	-	1	7543-1	Building Electrical Engineer I	4673(2)	(97,572 - 146,598)
1	-	1	7554-2	Mechanical Engineering Associate II	3651(2)	(76,232 - 114,547)
1	-	1	7554-4	Mechanical Engineering Associate IV	4418(2)	(92,247 - 138,580)
1	-	1	7561-1	Building Mechanical Engineer I	4673(2)	(97,572 - 146,598)
1	-	1	7561-2	Building Mechanical Engineer II	5194(2)	(108,450 - 162,947)
14	-	14	7830	Senior Chemist	4063(2)	(84,835 - 127,472)
38	-	38	7833-2	Chemist II	3268(2)	(68,235 - 102,458)
3	-	3	7840-1	Wastewater Treatment Laboratory Manager I	4519(2)	(94,356 - 141,775)
3	-	3	7840-2	Wastewater Treatment Laboratory Manager II	5312(2)	(110,914 - 166,643)

Bureau of Sanitation

Position Counts			Code	Title	2021-22 Salary Range and Annual Salary	
2020-21	Change	2021-22				
<u>GENERAL</u>						
<u>Regular Positions</u>						
1	-	1	7840-3	Wastewater Treatment Laboratory Manager III	6067(2)	(126,678 - 190,279)
1	-	1	7854-1	Laboratory Technician I	2224(2)	(46,437 - 69,760)
48	-	48	7854-2	Laboratory Technician II	2635(2)	(55,018 - 82,684)
15	-	15	7856-2	Water Biologist II	3270(2)	(68,277 - 102,499)
2	-	2	7856-3	Water Biologist III	3756(2)	(78,425 - 117,784)
3	-	3	7857-2	Water Microbiologist II	3270(2)	(68,277 - 102,499)
4	-	4	7859	Senior Water Biologist	4045(2)	(84,459 - 126,866)
1	-	1	7861	Senior Water Microbiologist	4045(2)	(84,459 - 126,866)
86	-	86	7871-2	Environmental Engineering Associate II	3651(2)	(76,232 - 114,547)
40	-	40	7871-3	Environmental Engineering Associate III	4063(2)	(84,835 - 127,472)
6	-	6	7871-4	Environmental Engineering Associate IV	4418(2)	(92,247 - 138,580)
36	-	36	7872	Environmental Engineer	4418(2)	(92,247 - 138,580)
14	-	14	7874	Senior Environmental Engineer	5194(2)	(108,450 - 162,947)
5	-	5	7875	Principal Environmental Engineer	6067(2)	(126,678 - 190,279)
1	-	1	7929-1	Landscape Architect I	4418(2)	(92,247 - 138,580)
1	-	1	7929-2	Landscape Architect II	4673(2)	(97,572 - 146,598)
1	-	1	7933-3	Landscape Architectural Associate III	4063(2)	(84,835 - 127,472)
2	-	2	7935-1	Graphics Supervisor I	4073(2)	(85,044 - 127,743)
2	-	2	9167-1	Senior Personnel Analyst I	4255(2)	(88,844 - 133,423)
26	-	26	9171-1	Senior Management Analyst I	4255(2)	(88,844 - 133,423)
7	-	7	9171-2	Senior Management Analyst II	5266(2)	(109,954 - 165,202)
3	-	3	9182	Chief Management Analyst	6067(2)	(126,678 - 190,279)
108	-	108	9184	Management Analyst	3457(2)	(72,182 - 108,471)
1	-	1	9230	Chief Financial Officer	7057(2)	(147,350 - 221,348)
1	-	1	9375	Director of Systems	6067(2)	(126,678 - 190,279)
3	-	3	9485	Senior Civil Engineer	5194(2)	(108,450 - 162,947)
3,141	15	3,156				

AS NEEDED

To be Employed As Needed in Such Numbers as Required

0717-2	Event Attendant II	\$16.28/hr	
1358	Administrative Clerk	1853(2)	(38,690 - 58,088)
1502	Student Professional Worker	1390(7)	(29,023 - 43,597)
1537	Project Coordinator	3238(2)	(67,609 - 101,560)

Bureau of Sanitation

Position Counts			Code	Title	2021-22 Salary Range and Annual Salary	
2020-21	Change	2021-22				

AS NEEDED

To be Employed As Needed in Such Numbers as Required

1542	Project Assistant	2462(2)	(51,406 - 77,235)
3112-6	Maintenance Laborer	1993(2)	(41,613 - 62,514)
3580-2	Refuse Collection Truck Operator II	2611(6)	(54,517 - 81,912)
7203-1	Student Engineer I	1543(7)	(32,217 - 48,399)
7203-2	Student Engineer II	1626(7)	(33,950 - 51,030)
7203-3	Student Engineer III	1725(7)	(36,018 - 54,079)
7203-4	Student Engineer IV	2448(7)	(51,114 - 76,775)

HIRING HALL

Hiring Hall to be Employed As Needed in Such Numbers as Required

0855	Air Conditioning Mechanic - Hiring Hall	\$45.48/hr
0858	Carpenter - Hiring Hall	\$46.47/hr
0858-C	Carpenter Apprentice - Hiring Hall	\$30.72/hr
0858-Z	City Craft Assistant - Hiring Hall	\$27.95/hr
0860-2	Cement Finisher II - Hiring Hall	\$41.79/hr
0869	Masonry Worker - Hiring Hall	\$37.57/hr
0870	Painter - Hiring Hall	\$32.36/hr
0872-3	Pipefitter III - Hiring Hall	\$47.38/hr
0874-2	Plumber II - Hiring Hall	\$47.38/hr
0882	Wastewater Treatment Electrician - Hiring Hall	\$44.19/hr
0897	Equipment Operating Engineer - Hiring Hall	\$18/hr
0898	Operating Engineer - Hiring Hall	\$46.98/hr

SEASONAL

Seasonal Positions

80	-	80	3112-6	Maintenance Laborer	1993(2)	(41,613 - 62,514)
3	-	3	3525-6	Equipment Operator		(108,116)
160	-	160	3580-2	Refuse Collection Truck Operator II	2611(6)	(54,517 - 81,912)
243	-	243				

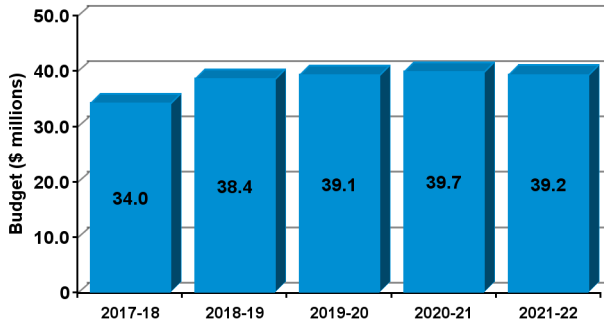
	Regular Positions	Seasonal Positions
Total	3,156	243

BUREAU OF STREET LIGHTING

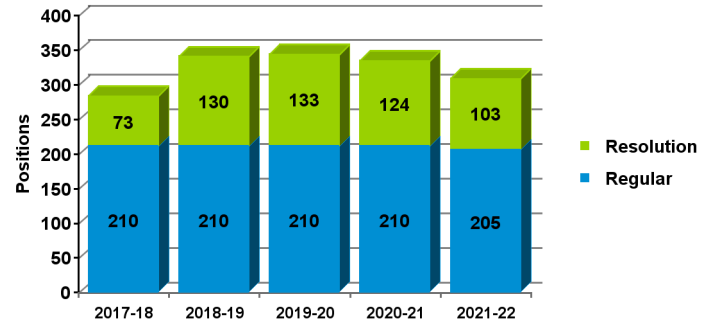
2021-22 Proposed Budget

FIVE-YEAR HISTORY OF BUDGET AND POSITION AUTHORITIES

FIVE-YEAR BUDGET HISTORY



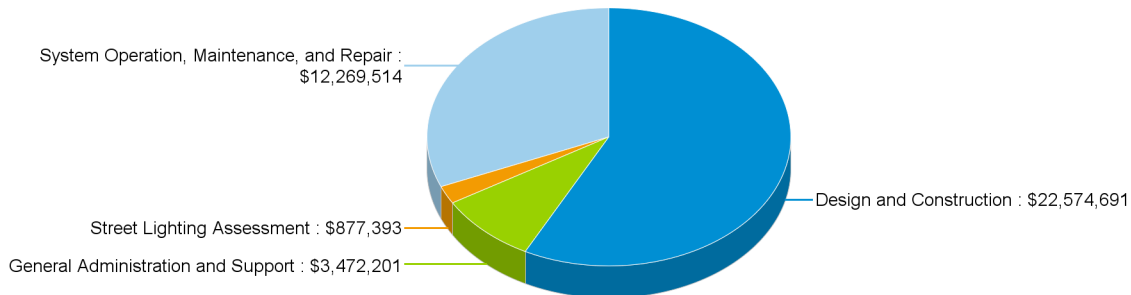
FIVE-YEAR POSITION AUTHORITY HISTORY



SUMMARY OF 2021-22 PROPOSED BUDGET CHANGES

	Total Budget			General Fund				Special Fund		
		Regular	Resolution			Regular	Resolution		Regular	Resolution
2020-21 Adopted	\$39,725,133	210	124	-	-	-	-	\$39,725,133 100.0%	210	124
2021-22 Proposed	\$39,193,799	205	103	\$1,000,000	2.6%	-	-	\$38,193,799 97.4%	205	103
Change from Prior Year	(\$531,334)	(5)	(21)	\$1,000,000		-	-	(\$1,531,334)	(5)	(21)

2021-22 FUNDING DISTRIBUTION BY PROGRAM



MAIN BUDGET ITEMS

	Funding	Positions
* Smart City Initiatives	\$1,008,139	-
* Co-Location Small Cell Communication	\$6,149,415	-
* Asset Management System	\$1,000,000	-
* Copper Wire Theft Replacement Program	\$1,834,193	-

Recapitulation of Changes

	Adopted Budget 2020-21	Total Budget Changes	Total Budget 2021-22
EXPENDITURES AND APPROPRIATIONS			
Salaries			
Salaries General	26,669,832	2,670,610	29,340,442
Overtime General	831,000	(410,000)	421,000
Hiring Hall Salaries	2,333,815	110,159	2,443,974
Benefits Hiring Hall	1,729,092	32,727	1,761,819
Total Salaries	31,563,739	2,403,496	33,967,235
Expense			
Printing and Binding	12,500	-	12,500
Contractual Services	338,400	970,000	1,308,400
Field Equipment Expense	10,000	-	10,000
Transportation	1,000	-	1,000
Office and Administrative	408,514	-	408,514
Operating Supplies	2,505,150	-	2,505,150
Total Expense	3,275,564	970,000	4,245,564
Equipment			
Furniture, Office, and Technical Equipment	1,000	-	1,000
Total Equipment	1,000	-	1,000
Special			
St. Lighting Improvements and Supplies	4,884,830	(3,904,830)	980,000
Total Special	4,884,830	(3,904,830)	980,000
Total Bureau of Street Lighting	39,725,133	(531,334)	39,193,799

Bureau of Street Lighting

Recapitulation of Changes

	Adopted Budget 2020-21	Total Budget Changes	Total Budget 2021-22
SOURCES OF FUNDS			
General Fund	-	1,000,000	1,000,000
Special Gas Tax Improvement Fund (Sch. 5)	3,197,164	263,347	3,460,511
Sewer Capital Fund (Sch. 14)	179,786	21,092	200,878
Street Lighting Maintenance Assessment Fund (Sch. 19)	31,851,724	(1,861,551)	29,990,173
Proposition C Anti-Gridlock Transit Fund (Sch. 27)	2,873,858	191,485	3,065,343
Street Banners Revenue Trust Fund (Sch. 29)	89,308	11,231	100,539
Measure R Local Return Fund (Sch. 49)	496,386	(10,983)	485,403
Measure M Local Return Fund (Sch. 52)	1,036,907	(145,955)	890,952
Total Funds	39,725,133	(531,334)	39,193,799
Percentage Change			(1.34)%
Positions	210	(5)	205

Changes Applicable to Various Programs

The following changes involve two or more budgetary programs. These changes are explained below and apportioned as single entries in the affected programs. Single-program changes are shown only in the programs involved.

Program Changes	Direct Cost	Positions	Total Cost
Changes in Salaries, Expense, Equipment, and Special			
Obligatory Changes			
1. 2020-21 Employee Compensation Adjustment Related costs consist of employee benefits. SG: (\$185,174) Related Costs: (\$56,700)	(185,174)	-	(241,874)
2. 2021-22 Employee Compensation Adjustment Related costs consist of employee benefits. SG: \$26,412 Related Costs: \$8,088	26,412	-	34,500
3. Full Funding for Partially Financed Positions Related costs consist of employee benefits. SG: \$3,898,660 Related Costs: \$290,433	3,898,660	-	4,189,093
4. Salary Step and Turnover Effect Related costs consist of employee benefits. SG: \$214,410 Related Costs: \$65,652	214,410	-	280,062
Deletion of One-Time Services			
5. Deletion of One-Time Special Funding Delete one-time Street Lighting Improvements and Supplies Account funding. SP: (\$2,100,000)	(2,100,000)	-	(2,100,000)
6. Deletion of One-Time Expense Funding Delete one-time Hiring Hall Salaries, Benefits Hiring Hall, Overtime General, and expense funding. SHH: (\$2,154,615) SHHFB: (\$1,608,292) SOT: (\$660,000) EX: (\$2,229,500)	(6,652,407)	-	(6,652,407)
7. Restoration of One-Time Expense Funding Restore funding in the Overtime General and Operating Supplies accounts that were reduced on a one-time basis in the 2020-21 Budget. Funding is provided by the Street Lighting Maintenance Assessment Fund. SOT: \$100,000 EX: \$100,000	200,000	-	200,000

Program Changes	Direct Cost	Positions	Total Cost
Changes in Salaries, Expense, Equipment, and Special			
Deletion of One-Time Services			
8. Deletion of Funding for Resolution Authorities Delete funding for 124 resolution authority positions. Resolution authorities are reviewed annually and continued only if sufficient funding is available to maintain the current service level. Related costs consist of employee benefits. 103 positions are continued: Smart City Initiatives (Four positions) Co-Location Small Cell Communication Attachment (44 positions) Transportation Grant Annual Work Program (11 positions) Vision Zero (Seven positions) Metro Annual Work Program (14 positions) Traffic Signals Support (Five positions) LAWA Landside Access Modernization Program (One position) Electric Vehicle Charging Stations (Two positions) Utility Lighting Requests (One position) Copper Wire Theft Replacement Program (Eight positions) Street Lighting Maintenance Support (Four positions) Financial Management (One position) Computer Systems Support (One position) 21 vacant positions are not continued as a result of the Separation Incentive Program: Co-Location Small Cell Communication Attachment (Five positions) Transportation Grant Annual Work Program (One position) Vision Zero (Four positions) Affordable Housing and Sustainable Communities (One position) Metro Annual Work Program (Five positions) LAWA Landside Access Modernization Program (One position) Electric Vehicle Charging Stations (One position) Accelerated High Voltage Program (Three positions) SG: (\$10,968,684) Related Costs: (\$5,029,969)	(10,968,684)	-	(15,998,653)
Efficiencies to Services			
9. Expense Account Reductions Reduce funding in the Overtime General and Operating Supplies accounts, as a one-time budget reduction, to reflect anticipated expenditures, which include savings achieved due to Departmental efficiencies and expenditure reductions. Funding is provided by the Street Lighting Maintenance Assessment Fund. SOT: (\$100,000) EX: (\$100,000)	(200,000)	-	(200,000)

Bureau of Street Lighting

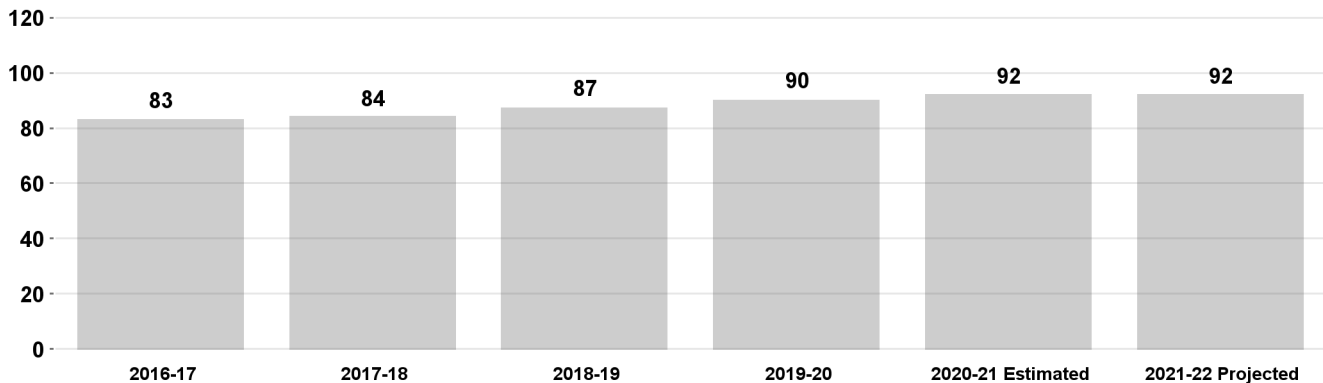
Program Changes		Direct Cost	Positions	Total Cost
Changes in Salaries, Expense, Equipment, and Special				
Efficiencies to Services				
10. One-Time Salary Reduction		(400,000)	-	(400,000)
Reduce funding in the Salaries General Account, as a one-time budget reduction, to reflect savings generated by positions filled in-lieu, maintaining vacancies, and anticipated attrition. Funding is provided by the Street Lighting Maintenance Assessment Fund. Related costs consist of employee benefits. SG: (\$400,000)				
Other Changes or Adjustments				
11. Deletion of Street Lighting Supplies Funding		(2,604,830)	-	(2,604,830)
Delete funding in the Street Lighting Improvements and Supplies Account. Funding is provided as a special purpose fund appropriation in the Street Lighting Maintenance Assessment Fund. There will be no change to the level of services provided. SP: (\$2,604,830)				
Separation Incentive Program				
12. Separation Incentive Program Cash Payment		1,284,105	-	1,284,105
Add one-time funding in the Salaries General Account to pay for the balance of the Separation Incentive Program cash payment for 25 participants. Funding is provided by the Street Lighting Maintenance Assessment Fund (\$646,262), Special Gas Tax Improvement Fund (\$124,721), Measure R Local Return Fund (\$43,319), Proposition C Anti-Gridlock Transit Improvement Fund (\$106,948), and Measure M Local Return Fund (\$362,855). SG: \$1,284,105				
13. Separation Incentive Program		(336,717)	(5)	(520,724)
Delete funding and regular authority for five positions as a result of the Separation Incentive Program (SIP). Resolution authority positions that are not continued as part of SIP are reflected in the Deletion of Funding for Resolution Authorities item. Funding is provided by the Special Gas Tax Improvement Fund (\$69,747) and the Street Lighting Maintenance Assessment Fund (\$266,970). Related costs consist of employee benefits. SG: (\$336,717) Related Costs: (\$184,007)				
TOTAL CHANGES APPLICABLE TO VARIOUS PROGRAMS		(17,824,225)	(5)	

Design and Construction

Priority Outcome: Create a more livable and sustainable city

This program designs and constructs new lighting systems, rehabilitates and replaces deteriorated lighting systems, and supports other departments and agencies with their street lighting designs. These street lighting improvements are all designed according to nationally accepted standards which increase the safety for all the residents in the City. This program promotes regional public spaces that enhance economic development, streetscapes, and walkability. Lit areas create a safe and inviting atmosphere for shoppers, diners, cyclists, and transit users, which can have a positive economic impact on a community.

Percentage of Streetlights Converted to LED



Program Changes	Direct Cost	Positions	Total Cost
Changes in Salaries, Expense, Equipment, and Special			
Apportionment of Changes Applicable to Various Programs	(13,668,145)	(2)	(17,984,366)
Related costs consist of employee benefits.			
SG: (\$6,786,289) SHH: (\$1,820,773) SHHFB: (\$1,404,183)			
SOT: (\$510,000) EX: (\$1,846,900) SP: (\$1,300,000)			
Related Costs: (\$4,316,221)			
Continuation of Services			
14. Smart City Initiatives	1,008,139	-	1,215,246
Continue funding and resolution authority for four positions consisting of one Street Lighting Engineer, one Street Lighting Engineering Associate (SLEA) III, and two SLEA IIs to support street lighting technology initiatives. Continue one-time funding in the Hiring Hall Salaries and Benefits Hiring Hall accounts to support this program. Funding is provided by the Street Lighting Maintenance Assessment Fund. Related costs consist of employee benefits.			
SG: \$446,859 SHH: \$315,684 SHHFB: \$245,596			
Related Costs: \$207,107			

Design and Construction

Program Changes		Direct Cost	Positions	Total Cost
Changes in Salaries, Expense, Equipment, and Special				
Continuation of Services				
15. Co-Location Small Cell Communication		6,149,415	-	8,001,056
Continue funding and resolution authority for 44 positions consisting of one Street Lighting Engineer, one Street Lighting Engineering Associate (SLEA) IV, two SLEA IIIs, three SLEA IIs, two Civil Engineering Drafting Technicians, one Management Assistant, one Administrative Clerk, three Street Lighting Electrician Supervisors, eight Street Lighting Electricians, one Assistant Street Lighting Electrician, nine Electrical Craft Helpers, one Storekeeper II, one Cement Finisher Supervisor, one Cement Finisher, one Cement Finisher Worker, one Welder, six Maintenance and Construction Helpers, and one Street Lighting Construction and Maintenance Superintendent I. Five vacant positions consisting of three SLEA IIs, one Accounting Clerk, and one Electrical Craft Helper are not continued. These positions support the installation of communication devices on streetlights by telecommunication companies. Continue one-time funding in the Overtime General (\$100,000), Hiring Hall Salaries (\$667,561), Benefits Hiring Hall (\$446,012), Office and Administrative (\$7,000), and Operating Supplies (\$1,277,200) accounts. Funding is provided by the Street Lighting Maintenance Assessment Fund and costs will be fully reimbursed by the telecommunication companies that own the devices. Funding for supplies (\$1,129,519) is provided as an appropriation in the Street Lighting Maintenance Assessment Fund. Related costs consist of employee benefits. SG: \$3,651,642 SHH: \$667,561 SHHFB: \$446,012 SOT: \$100,000 EX: \$1,284,200 Related Costs: \$1,851,641				
16. Transportation Grant Annual Work Program		1,287,353	-	1,806,809
Continue funding and resolution authority for 11 positions consisting of one Street Lighting Engineer, one Street Lighting Engineering Associate (SLEA) III, three SLEA IIs, one Management Analyst, one Street Lighting Electrician Supervisor, two Street Lighting Electricians, and two Electrical Craft Helpers to support the Transportation Grant Annual Work Program. One vacant SLEA II is not continued. Continue one-time funding in the Office and Administrative (\$4,500) and Operating Supplies (\$202,400) accounts. Funding is provided by the Proposition C Anti-Gridlock Transit Fund, and the costs will be reimbursed as part of the Transportation Grant Annual Work Program. See related Bureaus of Engineering and Street Services items. Related costs consist of employee benefits. SG: \$1,080,453 EX: \$206,900 Related Costs: \$519,456				

Design and Construction

Program Changes		Direct Cost	Positions	Total Cost
Changes in Salaries, Expense, Equipment, and Special				
Continuation of Services				
17. Vision Zero		442,084	-	653,483
Continue funding and resolution authority for four positions consisting of two Street Lighting Electricians and two Electrical Craft Helpers. Continue resolution authority without funding for three positions consisting of two Street Lighting Electricians and one Electrical Craft Helper. These positions provide design, coordination, and construction engineering services for various street lighting projects to facilitate implementation of the Vision Zero Program. Four vacant positions consisting of two Street Lighting Engineering Associate IIs, one Civil Engineering Drafting Technician, and one Electrical Craft Helper are not continued. Continue one-time funding in the Operating Supplies Account to support these projects. Funding is provided by the Measure R Local Return Fund. Funding for two Street Lighting Electricians and one Electrical Craft Helper will be provided through interim appropriations from the Road Maintenance and Rehabilitation Program Special Fund. See related Bureaus of Engineering and Street Services and Department of Transportation items. Related costs consist of employee benefits. SG: \$334,484 EX: \$107,600 Related Costs: \$211,399				
18. Metro Annual Work Program		1,353,481	-	2,007,303
Continue funding and resolution authority for 14 positions consisting of one Street Lighting Engineer, one Street Lighting Engineering Associate (SLEA) IV, two SLEA IIIs, six SLEA IIs, three Civil Engineering Drafting Technicians, and one Management Analyst. These positions support the Los Angeles Metropolitan Transportation Authority (Metro) Annual Work Program. Five vacant positions consisting of one Street Lighting Engineer, one SLEA IV, one SLEA III and two SLEA IIs are not continued. Front funding is provided by the Proposition C Anti Gridlock Transit Improvement Fund (\$825,384) and the Measure M Local Return Fund (\$528,097), and the costs will be fully reimbursed by Metro. See related Bureaus of Contract Administration, Engineering, and Street Services, and Department of Transportation items. Related costs consist of employee benefits. SG: \$1,353,481 Related Costs: \$653,822				

Design and Construction

Program Changes		Direct Cost	Positions	Total Cost
Changes in Salaries, Expense, Equipment, and Special				
Continuation of Services				
19. Traffic Signals Support		508,053	-	749,886
Continue funding and resolution authority for five positions consisting of one Street Lighting Engineer, one Street Lighting Engineering Associate (SLEA) III, two SLEA IIs, and one Civil Engineering Drafting Technician for traffic signal support, including the installation of new signals and signal modifications. Funding is provided by the Proposition C Anti-Gridlock Transit Improvement Fund. Related costs consist of employee benefits. SG: \$508,053 Related Costs: \$241,833				
20. LAWA Landside Access Modernization Project		131,516	-	189,976
Continue funding and resolution authority for one Street Lighting Engineer to support the Los Angeles World Airports (LAWA) Landside Access Modernization Program (LAMP). One vacant Street Lighting Engineering Associate III is not continued. Funding is provided by the Street Lighting Maintenance Assessment Fund and is fully reimbursed by the Department of Airports and permitting fees. Related costs consist of employee benefits. SG: \$131,516 Related Costs: \$58,460				
21. Electric Vehicle Charging Stations		263,942	-	348,532
Continue funding and resolution authority for two positions consisting of one Street Lighting Electrician and one Electrical Craft Helper to install and maintain electric vehicle charging stations on existing streetlight poles. One vacant Street Lighting Engineering Associate II is not continued. Continue one-time funding in the Operating Supplies Account for vehicle rentals and pavement striping. Funding is provided by the Special Gas Tax Improvement Fund. Related costs consist of employee benefits. SG: \$167,242 EX: \$96,700 Related Costs: \$84,590				
22. Utility Lighting Requests		98,883	-	146,329
Continue funding and resolution authority for one Street Lighting Engineering Associate II to respond to requests for streetlights on utility poles from the Department of Water and Power (DWP). This position is front funded by the Street Lighting Maintenance Assessment Fund and fully reimbursed by DWP. Related costs consist of employee benefits. SG: \$98,883 Related Costs: \$47,446				

Design and Construction

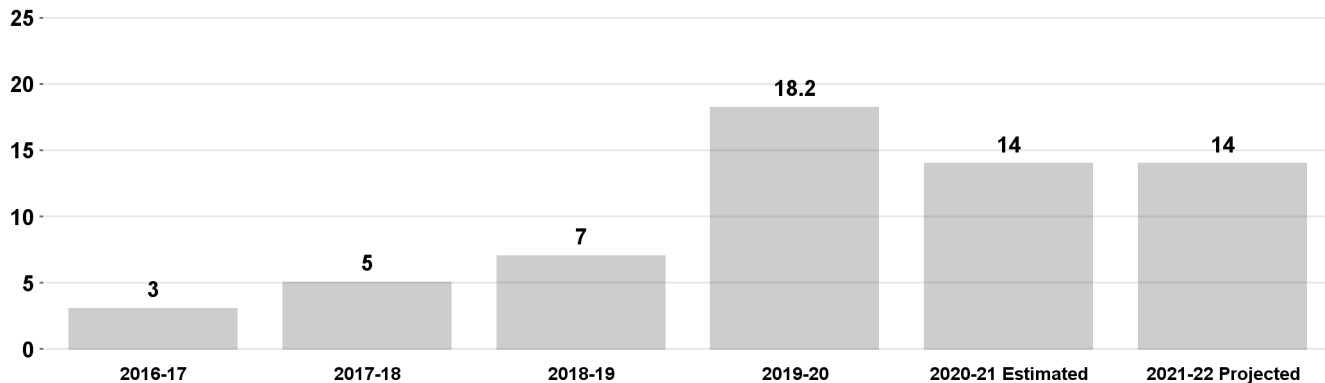
Program Changes	Direct Cost	Positions	Total Cost
Changes in Salaries, Expense, Equipment, and Special			
Continuation of Services			
23. Accelerated High Voltage Conversion Program Add one-time funding in the Hiring Hall Salaries (\$947,051), Benefits Hiring Hall (\$736,787), and Operating Supplies (\$121,500) accounts to support the High Voltage Conversion Program. Three vacant positions consisting of one Street Lighting Engineering Associate (SLEA) II, one Civil Engineering Drafting Technician, and one Assistant Street Lighting Electrician are not continued. This Program reduces energy consumption and increases the safety of the circuits. Funding is provided by the Street Lighting Maintenance Assessment Fund. <i>SHH: \$947,051 SHHFB: \$736,787 EX: \$121,500</i>	1,805,338	-	1,805,338
New Services			
24. Asset Management System Add one-time funding in the Contractual Services Account for the development of an updated Asset Management System for the effective management of the street lighting system, incident tracking, and deployment of field operations for construction and maintenance. See related Bureau of Street Services and Transportation items. <i>EX: \$1,000,000</i>	1,000,000	-	1,000,000
TOTAL Design and Construction	380,059	(2)	
2020-21 Program Budget	22,194,632	80	
Changes in Salaries, Expense, Equipment, and Special	380,059	(2)	
2021-22 PROGRAM BUDGET	22,574,691	78	

System Operation, Maintenance, and Repair

Priority Outcome: Ensure our communities are the safest in the nation

This program is responsible for the maintenance, repair, and operation of more than 210,000 streetlights in the City of Los Angeles, providing construction support for various street lighting projects, overseeing fleet coordination and warehouse activities, and coordinating with engineering for testing and equipment evaluations. This program ensures that street lights are effectively lighting roads to enhance public safety.

Single Streetlight Outage Response Time (in working days)



Program Changes	Direct Cost	Positions	Total Cost
Changes in Salaries, Expense, Equipment, and Special			
Apportionment of Changes Applicable to Various Programs	(4,504,246)	(1)	(4,977,133)
Related costs consist of employee benefits.			
SG: (\$28,865) SHH: (\$333,842) SHHFB: (\$204,109)			
SOT: (\$150,000) EX: (\$382,600) SP: (\$3,404,830)			
Related Costs: (\$472,887)			
Continuation of Services			
25. Copper Wire Theft Replacement Program	1,834,193	-	2,187,142
Continue funding and resolution authority for eight positions consisting of one Cement Finisher Worker, two Street Lighting Electricians, one Electrical Craft Helper, two Welders, one Street Lighting Electrician Supervisor, and one Assistant Street Lighting Electrician to support the replacement of copper wire stolen from streetlights and street lighting facilities and the reinforcement of pull boxes. Continue one-time funding in the Overtime General (\$150,000), Contractual Services (\$172,000), and Street Lighting Supplies (\$800,000) accounts. Expense funding is required to purchase replacement copper wire and lockable pull boxes to prevent future theft. Funding is provided by the Street Lighting Maintenance Assessment Fund (\$172,000) and the Special Gas Tax Improvement Fund (\$1,662,193). Related costs consist of employee benefits.			
SG: \$712,193 SOT: \$150,000 EX: \$172,000			
SP: \$800,000			
Related Costs: \$352,949			

System Operation, Maintenance, and Repair

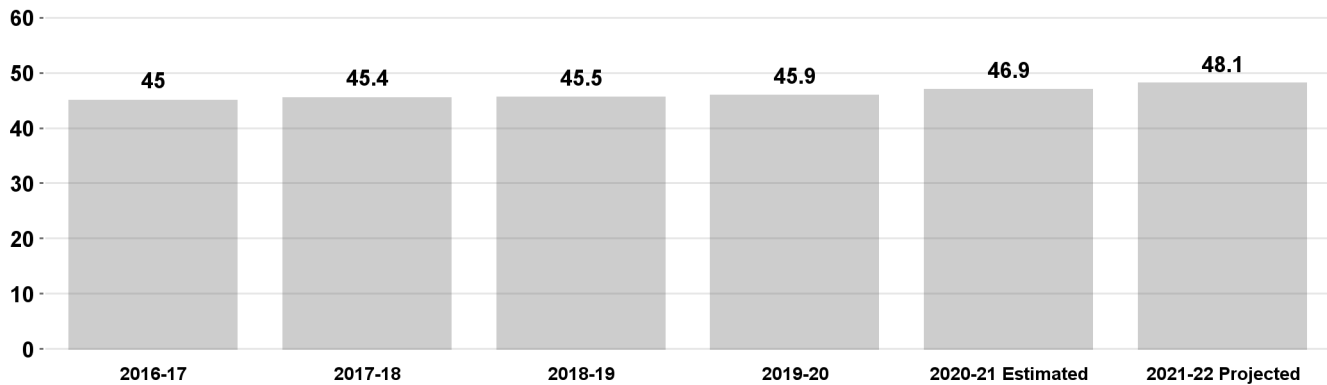
Program Changes	Direct Cost	Positions	Total Cost
Changes in Salaries, Expense, Equipment, and Special			
Continuation of Services			
26. Street Lighting Maintenance Support Continue funding and resolution authority for four positions consisting of one Senior Painter, one Painter, and two Street Lighting Electricians. These positions will provide additional maintenance support. Continue one-time funding in the Hiring Hall Salaries (\$199,185) and Benefits Hiring Hall (\$90,421) accounts. Funding is provided by the Street Lighting Maintenance Assessment Fund. Related costs consist of employee benefits. <i>SG: \$384,036 SHH: \$199,185 SHHFB: \$90,421</i> <i>Related Costs: \$185,904</i>	673,642	-	859,546
27. Underground Substructure Locate and Mark Continue one-time funding to the Hiring Hall Salaries (\$135,293), Benefits Hiring Hall (\$122,203), and Operating Supplies (\$36,500) accounts to support the Locate and Mark Program. Funding is provided to respond to requests from excavators to mark the location of underground substructures prior to digging. Funding is provided by the Street Lighting Maintenance Assessment Fund. <i>SHH: \$135,293 SHHFB: \$122,203 EX: \$36,500</i>	293,996	-	293,996
28. Fleet Leasing Continue one-time funding in the Operating Supplies Account for the lease and maintenance of six vehicles and maintenance equipment to support field operations. Funding is provided by the Street Lighting Maintenance Assessment Fund. <i>EX: \$174,100</i>	174,100	-	174,100
TOTAL System Operation, Maintenance, and Repair	(1,528,315)	(1)	
2020-21 Program Budget	13,797,829	93	
Changes in Salaries, Expense, Equipment, and Special	(1,528,315)	(1)	
2021-22 PROGRAM BUDGET	12,269,514	92	

Street Lighting Assessment

Priority Outcome: Make Los Angeles the best run big city in America

This program is responsible for coordinating and processing street lighting maintenance assessments for over 550,000 parcels, preparing ordinances, ballots, and mapping to create new assessment districts on an annual basis. Assessments provide funding needed to install, power, and maintain street lights to ensure safe communities and livable neighborhoods.

Street Lighting Maintenance Assessment Fund Revenue (in millions)



Program Changes	Direct Cost	Positions	Total Cost
Changes in Salaries, Expense, Equipment, and Special			
Apportionment of Changes Applicable to Various Programs	8,441	(2)	(85,869)
Related costs consist of employee benefits.			
SG: \$8,441			
Related Costs: (\$94,310)			
TOTAL Street Lighting Assessment	8,441	(2)	
2020-21 Program Budget	868,952	10	
Changes in Salaries, Expense, Equipment, and Special	8,441	(2)	
2021-22 PROGRAM BUDGET	877,393	8	

General Administration and Support

This program provides executive, technical, and administrative support. General administrative support includes budget preparation, finance and accounting, and clerical support. Technical program support includes information technology support for all engineering and field operations, maintenance of the street lighting mapping system, asset maintenance system, outage applications, and as-built street lighting projects.

Program Changes	Direct Cost	Positions	Total Cost
Changes in Salaries, Expense, Equipment, and Special			
Apportionment of Changes Applicable to Various Programs	339,725	-	316,640
Related costs consist of employee benefits.			
SG: \$339,725			
Related Costs: (\$23,085)			
Continuation of Services			
29. Financial Management	130,507	-	188,626
Continue funding and resolution authority for one Senior Management Analyst II to provide additional oversight for the Department's Financial Section. Funding is provided by the Street Lighting Maintenance Assessment Fund. Related costs consist of employee benefits.			
SG: \$130,507			
Related Costs: \$58,119			
30. Computer Systems Support	138,249	-	198,981
Continue funding and resolution authority for one Senior Systems Analyst II to manage in-house computer systems. Funding is provided by the Street Lighting Maintenance Assessment Fund. Related costs consist of employee benefits.			
SG: \$138,249			
Related Costs: \$60,732			
TOTAL General Administration and Support	608,481	-	
2020-21 Program Budget	2,863,720	27	
Changes in Salaries, Expense, Equipment, and Special	608,481	-	
2021-22 PROGRAM BUDGET	3,472,201	27	

**BUREAU OF STREET LIGHTING
DETAIL OF CONTRACTUAL SERVICES ACCOUNT**

2019-20 Actual Expenditures	2020-21 Adopted Budget	2020-21 Estimated Expenditures	Program/Code/Description	2021-22 Contract Amount
Design and Construction - AJ8401				
\$ 315	\$ 30,000	\$ 30,000	1. Independent testing.....	\$ -
5,224	6,500	4,000	2. Copier rental.....	5,000
-	-	-	3. Asset management system.....	1,000,000
73,912	-	-	4. Miscellaneous contractual services.....	1,500
<u>\$ 79,451</u>	<u>\$ 36,500</u>	<u>\$ 34,000</u>	Design and Construction Total	<u>\$ 1,006,500</u>
System Operation, Maintenance, and Repair - AJ8402				
\$ 8,524	\$ 5,000	\$ 7,000	5. Ice maker (Raymer Street Yard).....	\$ 5,000
80,869	55,000	55,000	6. Dig Alert.....	55,000
132,520	172,000	172,000	7. Security services.....	172,000
-	43,000	43,000	8. Locate and Mark	43,000
5,350	5,000	4,000	9. Copier rental.....	5,000
63,104	1,000	2,000	10. Miscellaneous contractual services.....	1,000
<u>\$ 290,367</u>	<u>\$ 281,000</u>	<u>\$ 283,000</u>	System Operation, Maintenance, and Repair Total	<u>\$ 281,000</u>
Street Lighting Assessment - AJ8403				
\$ 784	\$ 11,000	\$ 1,000	11. Copier rental.....	\$ 1,000
75,000	1,000	11,000	12. Miscellaneous contractual services.....	11,000
-	400	-	13. Microfiche services (County assessment maps).....	400
<u>\$ 75,784</u>	<u>\$ 12,400</u>	<u>\$ 12,000</u>	Street Lighting Assessment Total	<u>\$ 12,400</u>
General Administration and Support - AJ8450				
\$ 3,710	\$ 4,000	\$ 2,000	14. Copier rental.....	\$ 4,000
5,986	2,500	7,000	15. Miscellaneous contractual services.....	4,500
-	2,000	-	16. Communication services.....	-
<u>\$ 9,696</u>	<u>\$ 8,500</u>	<u>\$ 9,000</u>	General Administration and Support Total	<u>\$ 8,500</u>
<u>\$ 455,298</u>	<u>\$ 338,400</u>	<u>\$ 338,000</u>	TOTAL CONTRACTUAL SERVICES ACCOUNT	<u>\$ 1,308,400</u>

Bureau of Street Lighting

Position Counts			Code	Title	2021-22 Salary Range and Annual Salary	
2020-21	Change	2021-22				
<u>GENERAL</u>						
<u>Regular Positions</u>						
1	-	1	1117-2	Executive Administrative Assistant II	2989(2)	(62,410 - 93,772)
1	-	1	1117-3	Executive Administrative Assistant III	3205(2)	(66,920 - 100,516)
1	-	1	1170	Payroll Supervisor	3343(2)	(69,801 - 104,838)
3	-	3	1223	Accounting Clerk	2414(2)	(50,404 - 75,710)
3	-	3	1358	Administrative Clerk	1853(2)	(38,690 - 58,088)
3	-	3	1368	Senior Administrative Clerk	2287(2)	(47,752 - 71,743)
1	-	1	1409-1	Information Systems Manager I	5492(2)	(114,672 - 172,239)
1	(1)	-	1501	Student Worker	\$16.10/hr	
2	-	2	1539	Management Assistant	2462(2)	(51,406 - 77,235)
1	(1)	-	1564-1	Improvement Assessor Supervisor I	3372(2)	(70,407 - 105,778)
1	(1)	-	1564-2	Improvement Assessor Supervisor II	4062(2)	(84,814 - 127,368)
3	-	3	1596	Systems Analyst	3457(2)	(72,182 - 108,471)
4	-	4	1597-1	Senior Systems Analyst I	4091(2)	(85,420 - 128,286)
1	-	1	1832-1	Warehouse and Toolroom Worker I	1956(2)	(40,841 - 61,345)
1	-	1	1835-2	Storekeeper II	2287(2)	(47,752 - 71,743)
1	-	1	1837	Senior Storekeeper	2816(2)	(58,798 - 88,322)
3	-	3	3115	Maintenance and Construction Helper	1956(2)	(40,841 - 61,345)
1	-	1	3353	Cement Finisher		(83,791)
1	-	1	3771	Mechanical Helper	2059(2)	(42,991 - 64,602)
2	-	2	3796	Welder		(90,556)
32	-	32	3799	Electrical Craft Helper		(67,338)
23	-	23	3809	Assistant Street Lighting Electrician		(80,033)
29	-	29	3811	Street Lighting Electrician		(98,720)
2	-	2	3820-1	Street Lighting Construction and Maintenance Supt I	4513(2)	(94,231 - 141,608)
1	-	1	3820-2	Street Lighting Construction and Maintenance Supt II	5031(2)	(105,047 - 157,831)
6	-	6	3840	Street Lighting Electrician Supervisor		(113,399)
2	(2)	-	7207	Senior Civil Engineering Drafting Technician	2851(2)	(59,528 - 89,408)
1	-	1	7212-2	Office Engineering Technician II	2500(7)	(52,200 - 78,383)
3	-	3	7212-3	Office Engineering Technician III	2787(2)	(58,192 - 87,403)
4	-	4	7213	Geographic Information Systems Specialist	3525(2)	(73,602 - 110,580)
1	-	1	7214-1	Geographic Information Systems Supervisor I	3918(2)	(81,807 - 122,837)
4	-	4	7232	Civil Engineering Drafting Technician	2558(2)	(53,411 - 80,262)
31	-	31	7527-2	Street Lighting Engineering Associate II	3651(2)	(76,232 - 114,547)
14	-	14	7527-3	Street Lighting Engineering Associate III	4063(2)	(84,835 - 127,472)

Bureau of Street Lighting

Position Counts			Code	Title	2021-22 Salary Range and Annual Salary	
2020-21	Change	2021-22				
<u>GENERAL</u>						
<u>Regular Positions</u>						
1	-	1	7527-4	Street Lighting Engineering Associate IV	4418(2)	(92,247 - 138,580)
2	-	2	7536	Assistant Director Bureau of Street Lighting	6684(2)	(139,561 - 209,656)
6	-	6	7537	Street Lighting Engineer	4418(2)	(92,247 - 138,580)
5	-	5	9171-1	Senior Management Analyst I	4255(2)	(88,844 - 133,423)
1	-	1	9182	Chief Management Analyst	6067(2)	(126,678 - 190,279)
3	-	3	9184	Management Analyst	3457(2)	(72,182 - 108,471)
1	-	1	9265	Director of Street Lighting		(251,562)
3	-	3	9536	Senior Street Lighting Engineer	5194(2)	(108,450 - 162,947)
210	(5)	205				

AS NEEDED

To be Employed As Needed in Such Numbers as Required

1358	Administrative Clerk	1853(2)	(38,690 - 58,088)
1501	Student Worker	\$16.10/hr	
1535-1	Administrative Intern I	1563(9)	(32,635 - 49,026)
3112	Maintenance Laborer	1846(2)	(38,544 - 57,921)
3115	Maintenance and Construction Helper	1956(2)	(40,841 - 61,345)
3353	Cement Finisher		(83,791)
3796	Welder		(90,556)
3799	Electrical Craft Helper		(67,338)
3811	Street Lighting Electrician		(98,720)

HIRING HALL

Hiring Hall to be Employed As Needed in Such Numbers as Required

0860-1	Cement Finisher I - Hiring Hall	\$15.39/hr
0860-2	Cement Finisher II - Hiring Hall	\$41.79/hr
0862	Electrical Craft Helper - Hiring Hall	\$32.97/hr
0870	Painter - Hiring Hall	\$32.36/hr
0879	Street Lighting Electrician - Hiring Hall	\$43.96/hr

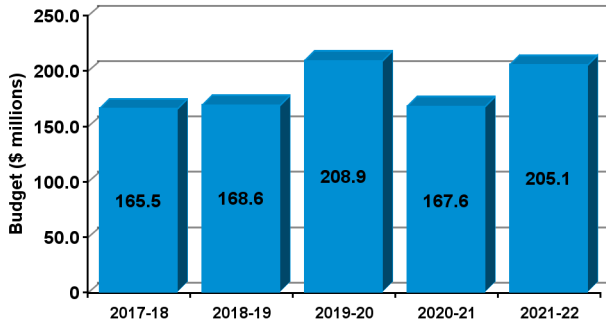
	Regular Positions
Total	205

BUREAU OF STREET SERVICES

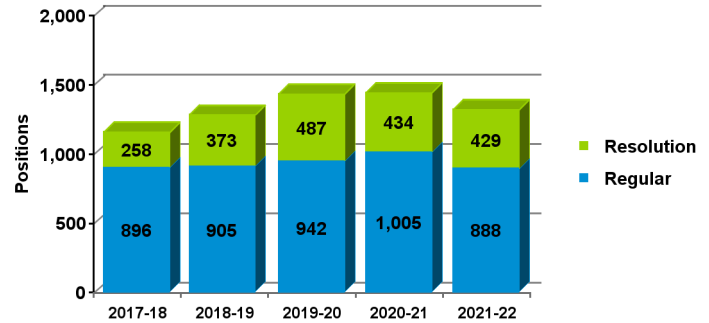
2021-22 Proposed Budget

FIVE-YEAR HISTORY OF BUDGET AND POSITION AUTHORITIES

FIVE-YEAR BUDGET HISTORY



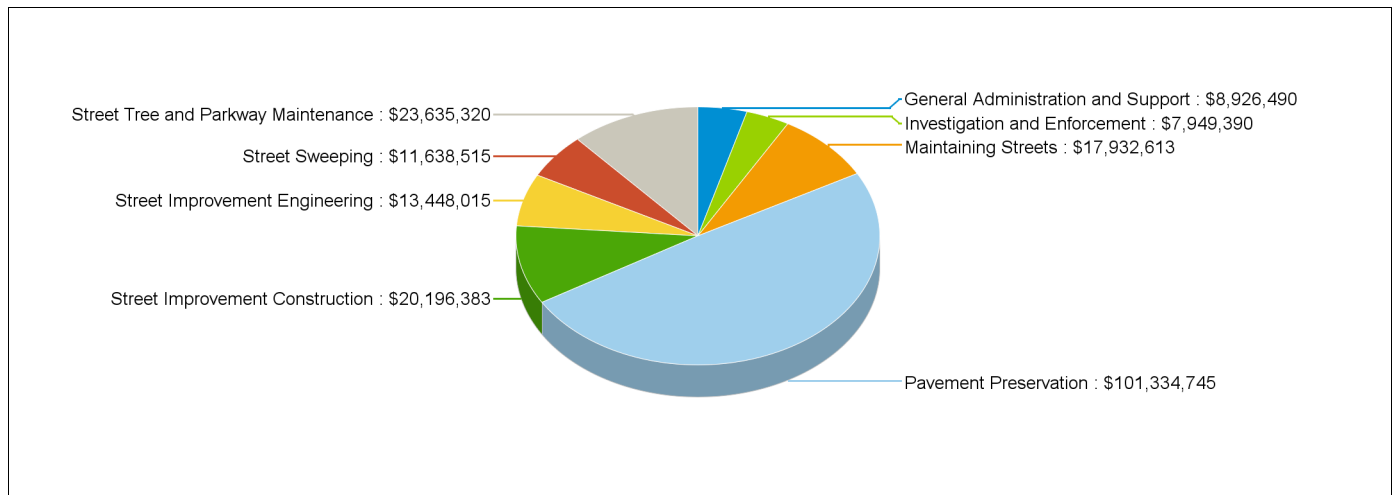
FIVE-YEAR POSITION AUTHORITY HISTORY



SUMMARY OF 2021-22 PROPOSED BUDGET CHANGES

	Total Budget			General Fund			Special Fund		
		Regular	Resolution		Regular	Resolution		Regular	Resolution
2020-21 Adopted	\$167,606,197	1,005	434	\$21,978,280 13.1%	344	148	\$145,627,917 86.9%	661	286
2021-22 Proposed	\$205,061,471	888	429	\$47,236,360 23.0%	308	162	\$157,825,111 77.0%	580	267
Change from Prior Year	\$37,455,274	(117)	(5)	\$25,258,080	(37)	14	\$12,197,194	(80)	(19)

2021-22 FUNDING DISTRIBUTION BY PROGRAM



MAIN BUDGET ITEMS

	Funding	Positions
* Citywide Sidewalk and Park Vending Program	\$2,085,663	-
* Tree Trimming	\$3,694,291	-
* Tree Watering	\$796,243	-
* Increased Tree Planting	\$2,160,000	-
* Failed Streets Reconstruction	\$13,414,551	-
* Asset Management and Advanced Planning	\$3,267,001	-

Bureau of Street Services

Recapitulation of Changes

	Adopted Budget 2020-21	Total Budget Changes	Total Budget 2021-22
EXPENDITURES AND APPROPRIATIONS			
Salaries			
Salaries General	84,865,979	14,632,455	99,498,434
Overtime General	8,679,539	1,256,149	9,935,688
Hiring Hall Salaries	785,296	-	785,296
Benefits Hiring Hall	364,232	-	364,232
Total Salaries	94,695,046	15,888,604	110,583,650
Expense			
Printing and Binding	67,272	50,000	117,272
Construction Expense	51,237,783	2,763,912	54,001,695
Contractual Services	11,017,924	13,656,660	24,674,584
Field Equipment Expense	735,565	44,229	779,794
Transportation	436,244	-	436,244
Utilities Expense Private Company	838,751	-	838,751
Uniforms	161,110	61,090	222,200
Office and Administrative	1,264,509	1,157,628	2,422,137
Operating Supplies	7,151,993	3,833,151	10,985,144
Total Expense	72,911,151	21,566,670	94,477,821
Total Bureau of Street Services	167,606,197	37,455,274	205,061,471

Bureau of Street Services

Recapitulation of Changes

	Adopted Budget 2020-21	Total Budget Changes	Total Budget 2021-22
SOURCES OF FUNDS			
General Fund	21,978,280	25,258,080	47,236,360
Special Gas Tax Improvement Fund (Sch. 5)	44,166,436	11,014,669	55,181,105
Stormwater Pollution Abatement Fund (Sch. 7)	5,401,816	152,902	5,554,718
Proposition A Local Transit Assistance Fund (Sch. 26)	2,109,174	12,282	2,121,456
Proposition C Anti-Gridlock Transit Fund (Sch. 27)	11,135,968	2,976,040	14,112,008
Sidewalk and Park Vending Trust Fund (Sch. 29)	2,117,451	(857,715)	1,259,736
Street Damage Restoration Fee Fund (Sch. 47)	37,953,421	2,934,088	40,887,509
Measure R Local Return Fund (Sch. 49)	24,202,956	(3,275,317)	20,927,639
Sidewalk Repair Fund (Sch. 51)	8,052,889	168,304	8,221,193
Measure M Local Return Fund (Sch. 52)	10,487,806	(928,059)	9,559,747
Total Funds	167,606,197	37,455,274	205,061,471
Percentage Change			22.35%
Positions	1,005	(117)	888

Changes Applicable to Various Programs

The following changes involve two or more budgetary programs. These changes are explained below and apportioned as single entries in the affected programs. Single-program changes are shown only in the programs involved.

Program Changes	Direct Cost	Positions	Total Cost
Changes in Salaries, Expense, Equipment, and Special			
Obligatory Changes			
1. 2020-21 Employee Compensation Adjustment Related costs consist of employee benefits. SG: (\$693,990) Related Costs: (\$212,499)	(693,990)	-	(906,489)
2. 2021-22 Employee Compensation Adjustment Related costs consist of employee benefits. SG: \$102,811 Related Costs: \$31,483	102,811	-	134,294
3. Full Funding for Partially Financed Positions Related costs consist of employee benefits. SG: \$24,030,374 Related Costs: \$7,137,263	24,030,374	-	31,167,637
4. Salary Step and Turnover Effect Related costs consist of employee benefits. SG: (\$346,216) Related Costs: (\$106,009)	(346,216)	-	(452,225)
Deletion of One-Time Services			
5. Deletion of One-Time Expense Funding Delete one-time Overtime and expense funding. SOT: (\$4,918,382) EX: (\$11,854,544)	(16,772,926)	-	(16,772,926)
6. Deletion of Funding for Resolution Authorities Delete funding for 434 resolution authority positions. An additional 20 positions were approved during 2020-21. Resolution authorities are reviewed annually and continued only if sufficient funding is available to maintain the current service level. Related costs consist of employee benefits. 416 positions are continued: Complete Streets - Street Reconstruction and Trees (42 positions) Transportation Grant Annual Work Program (122 positions) Great Streets Initiative (11 positions) Citywide Sidewalk and Park Vending Program (18 positions) Hollywood Blvd Enforcement and 1st Amendment Permitting (Five positions) Tree Trimming (41 positions) Dead Tree and Stump Removal (15 positions) Tree Planting (Nine positions) Tree Watering (11 positions) Root Pruning (Two positions)	(29,992,390)	-	(44,467,944)

Program Changes	Direct Cost	Positions	Total Cost
Changes in Salaries, Expense, Equipment, and Special			
Deletion of One-Time Services			
Pre-Development and Permit Review (One position)			
Proactive Tree Care Oversight and Administration (Three positions)			
Vision Zero Bicycle Lane Inspection and Cleaning (Six positions)			
Risk and Liability Mitigation (10 positions)			
Failed Streets Reconstruction (27 positions)			
Vision Zero Concrete Construction (Nine positions)			
Complete Streets Sidewalks (54 positions)			
Implementation of Bikeways and Pedestrian Facilities (Five positions)			
Metro Annual Work Program (11 positions)			
Landscape Development Services (Three positions)			
Roadway Infrastructure Survey (One position)			
LAWA Landside Access Modernization Program (Two positions)			
Asset Management and Advanced Planning (Three positions)			
Public Relations and Service Coordination (Five positions)			
11 positions approved during 2020-21 are continued:			
Transportation Grant Annual Work Program (Five positions)			
State Route 710 Mobility Improvement Projects (Two positions)			
Asset Management and Advanced Planning (Four positions)			
Eight vacant positions are not continued:			
Transportation Grant Annual Work Program (Eight positions)			
Eight vacant positions approved during 2020-21 are not continued:			
Asset Management and Advanced Planning (Two positions)			
Tree Trimming - SLAMF (Six positions)			
One position approved during 2020-21 is not continued:			
Asset Management and Advanced Planning (One position)			
10 vacant positions are not continued as a result of the Separation Incentive Program (SIP):			
Complete Streets - Street Reconstruction and Trees (Two positions)			
Transportation Grant Annual Work Program (Two positions)			
Great Streets Initiative (Two positions)			
Citywide Sidewalk and Park Vending Program (Two positions)			
Dead Tree and Stump Removal (One position)			
Failed Streets Reconstruction (One position)			
SG: (\$29,992,390)			
Related Costs: (\$14,475,554)			

Bureau of Street Services

Program Changes	Direct Cost	Positions	Total Cost
-----------------	-------------	-----------	------------

Changes in Salaries, Expense, Equipment, and Special**Continuation of Services**

7. Complete Streets - Street Reconstruction and Trees	3,169,585	-	4,830,386
--	-----------	---	-----------

Continue funding and resolution authority for 42 positions consisting of one Street Services Superintendent II, three Street Services Supervisor IIs, two Field Engineering Aides, four Street Services Worker IIs, four Street Services Worker Is, two Motor Sweeper Operators, three Heavy Duty Truck Operators, two Truck Operators, seven Equipment Operators, three Cement Finishers, one Carpenter, two Maintenance and Construction Helpers, two Maintenance Laborers, one Geographic Information Systems Specialist, one Systems Analyst, three Tree Surgeons, and one Tree Surgeon Supervisor I to perform street reconstruction and related services for the Complete Streets Program. Two vacant Maintenance and Construction Helpers are not continued. Funding is provided by the Measure M Local Return Fund. See related Department of Transportation and Bureaus of Contract Administration and Engineering items. Related costs consist of employee benefits.

SG: \$3,169,585

Related Costs: \$1,660,801

Program Changes	Direct Cost	Positions	Total Cost
Changes in Salaries, Expense, Equipment, and Special			
Continuation of Services			
8. Transportation Grant Annual Work Program Continue funding and resolution authority for 122 positions consisting of five Tree Surgeon Supervisor Is, one Tree Surgeon Supervisor II, two Tree Surgeons, three Tree Surgeon Assistants, one Senior Gardener, nine Gardener Caretakers, one Park Maintenance Supervisor, three Plumbers, 10 Maintenance and Construction Helpers, seven Carpenters, five Cement Finisher Workers, 26 Cement Finishers, seven Equipment Operators, four Heavy Duty Truck Operators, two Street Services Supervisor Is, three Street Services Supervisor IIs, two Graphic Designer IIs, one Senior Civil Engineering Drafting Technician, one Senior Civil Engineer, two Civil Engineers, nine Civil Engineering Associate IIIs, one Transportation Engineer, two Landscape Architect Is, one Landscape Architect II, seven Landscape Architectural Associate IIIs, one Senior Management Analyst I, one Senior Management Analyst II, four Management Analysts, and one Senior Systems Analyst I to design and construct various street improvement projects as part of the Transportation Grant Annual Work Program. Add funding and continue resolution authority for five positions consisting of three Street Services Superintendent Is, one Street Services Supervisor I, and one Civil Engineering Associate II, subject to pay grade determination by the City Administrative Officer, Employee Relations Division. These five positions were approved during 2020-21 (C.F. 20-0600). Ten vacant positions consisting of one Gardener Caretaker, one Light Equipment Operator, two Maintenance and Construction Helpers, one Cement Finisher Worker, two Cement Finishers, one Equipment Operator, one Carpenter, and one Plumber are not continued. Continue one-time funding in the Overtime General (\$514,650), Printing and Binding (\$18,000), Field Equipment Expense (\$98,700), Uniforms (\$27,499), Office and Administrative (\$93,000), and Operating Supplies (\$63,000) accounts. Front funding is provided by the Proposition C Anti-Gridlock Transit Fund and will be reimbursed through grant receipts received through the Transportation Grant Annual Work Program. See related Bureaus of Engineering and Street Lighting items. Related costs consist of employee benefits. <i>SG: \$10,747,015 SOT: \$514,650 EX: \$300,199</i> <i>Related Costs: \$5,414,387</i>	11,561,864	-	16,976,251

Bureau of Street Services

Program Changes	Direct Cost	Positions	Total Cost
Changes in Salaries, Expense, Equipment, and Special			
Continuation of Services			
9. Great Streets Initiative Continue funding and resolution authority for 11 positions consisting of one Street Services Investigator, one Motor Sweeper Operator, two Maintenance and Construction Helpers, two Equipment Operators, two Cement Finishers, one Cement Finisher Worker, one Carpenter, and one Heavy Duty Truck Operator to support the Great Streets Initiative. Continue one-time funding in Overtime General (\$326,076), Construction Expense (\$112,200), Contractual Services (\$90,828), and Transportation (\$6,000) accounts. Tree trimming will be provided in Great Streets Corridors through contracts. Two positions consisting of one vacant Street Services Supervisor I and one vacant Cement Finisher are not continued. Funding is provided by the Measure R Local Return Fund. See related Bureau of Engineering and Department of Transportation items. Related costs consist of employee benefits. <i>SG: \$821,451 SOT: \$326,076 EX: \$209,028</i> <i>Related Costs: \$432,042</i>	1,356,555	-	1,788,597
Restoration of Services			
10. Restoration of One-Time Expense Reduction Restore funding in the Overtime General (\$1,470,779), Printing and Binding (\$50,000), Construction Expense (\$9,137,331), Contractual Services (\$9,373,736), Field Equipment Expense (\$10,229), Uniforms (\$81,610), Office and Administrative (\$313,890) and Operating Supplies (\$3,902,797) accounts that were reduced on a one-time basis in the 2020-21 Budget. <i>SOT: \$1,470,779 EX: \$22,869,593</i>	24,340,372	-	24,340,372
Efficiencies to Services			
11. Pavement Preservation Reduction Reduce funding in the Salaries General Account (\$2,626,664), as a one-time budget reduction, to reflect savings generated by positions filled in-lieu, maintaining vacancies, and anticipated attrition. Reduce funding in the Overtime General (\$283,007), Construction Expense (\$3,825,062), Contractual Services (\$141,102), Uniform Expense (\$20,520), and Operating Supplies (\$103,646) accounts, as a one-time budget reduction, which include savings achieved due to Departmental efficiencies and expenditure reductions. Related costs consist of employee benefits. <i>SG: (\$2,626,664) SOT: (\$283,007) EX: (\$4,090,329)</i> <i>Related Costs: (\$1,583,034)</i>	(7,000,000)	-	(8,583,034)

Program Changes	Direct Cost	Positions	Total Cost
Changes in Salaries, Expense, Equipment, and Special			
Efficiencies to Services			
12. Special Fund Reduction Reduce funding in the Salaries General (\$2,464,844) and Construction Expense (\$2,466,127) accounts as a one-time budget reduction for two paving crews and one concrete crew. These crews perform street paving, water blowout work, and sidewalk repair for the Los Angeles Department of Water and Power (LADWP) in compliance with the MOU between LADWP and the City. Funding was provided by the Measure R Local Return Fund (\$1,920,451), Special Gas Tax Improvement Fund (\$2,774,188), Stormwater Pollution Abatement Fund (\$152,904), and the Proposition A Local Transit Assistance Fund (\$83,428). Funding for these positions and expenses will be provided through interim appropriations from DWP reimbursements. Related costs consist of employee benefits. <i>SG: (\$2,464,844) EX: (\$2,466,127)</i> <i>Related Costs: (\$832,560)</i>	(4,930,971)	-	(5,763,531)
Other Changes or Adjustments			
13. Program Realignment of Pavement Preservation Staff Realign funding and position authority from the Pavement Preservation budgetary program to the Street Improvement Engineering budgetary program. These adjustments reflect the Department's operational needs. There will be no change to the level of service provided.	-	-	-
14. Funding Source Realignment Realign funding totaling \$452,797 from the General Fund to the Street Damage Restoration Fee Fund to align Pavement Preservation expenditures with projected special fund receipts. There will be no change to the level of services provided nor the overall funding provided to the Department.	-	-	-
Separation Incentive Program			
15. Separation Incentive Program Cash Payment Add one-time funding in the Salaries General Account to pay for the balance of the Separation Incentive Program cash payment for 106 participants. Partial funding is provided by various special funds (\$2,998,763). <i>SG: \$5,422,585</i>	5,422,585	-	5,422,585

Bureau of Street Services

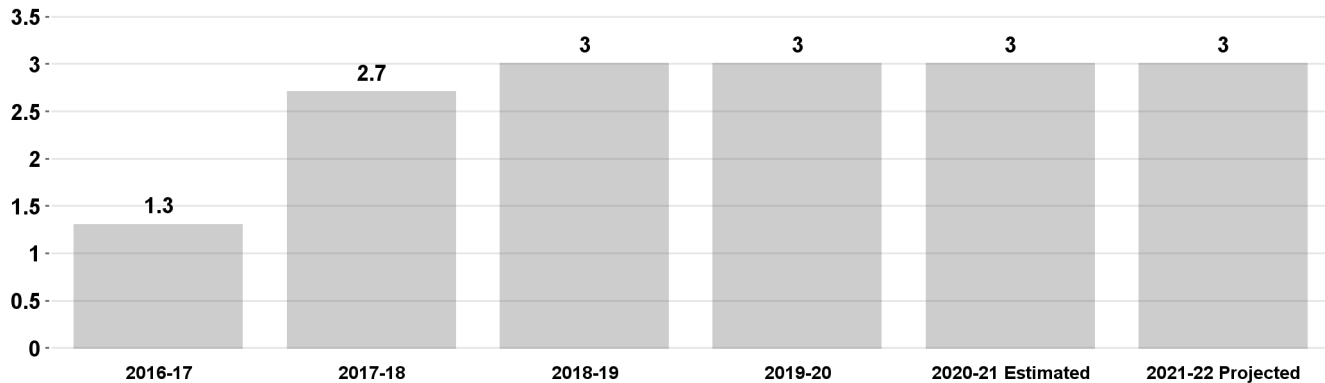
Program Changes	Direct Cost	Positions	Total Cost
Changes in Salaries, Expense, Equipment, and Special			
Separation Incentive Program			
16. Separation Incentive Program	(8,600,227)	(117)	(13,149,347)
Delete funding and regular authority for 117 positions as a result of the Separation Incentive Program (SIP). Resolution authority positions that are not continued as part of SIP are reflected in the Deletion of Funding for Resolution Authorities item. Partial funding is provided by the Special Gas Tax Fund (\$3,786,026), Proposition A Local Transit Assistance Fund (\$101,664), Stormwater Pollution Abatement Fund (\$245,516), Measure R Local Return Fund (\$1,007,775), and Sidewalk Repair Fund (\$630,468). Related costs consist of employee benefits.			
SG: (\$8,600,227)			
Related Costs: (\$4,549,120)			
TOTAL CHANGES APPLICABLE TO VARIOUS PROGRAMS	1,647,426	(117)	

Investigation and Enforcement

Priority Outcome: Create a more livable and sustainable city

This program enforces various codes, statutes, and ordinances concerning the use of public streets, parkways, and sidewalks for safety, health, and welfare of the public.

Average Number of Days to Inspect Obstruction Requests



Program Changes	Direct Cost	Positions	Total Cost
Changes in Salaries, Expense, Equipment, and Special			
Apportionment of Changes Applicable to Various Programs	(1,817,067)	(8)	(3,168,711)
Related costs consist of employee benefits.			
SG: (\$1,313,736) SOT: (\$95,000) EX: (\$408,331)			
Related Costs: (\$1,351,644)			
Continuation of Services			
17. Citywide Sidewalk and Park Vending Program Continue funding and resolution authority for 18 positions consisting of two Senior Street Services Investigator IIs, 13 Street Services Investigators, one Management Analyst, and two Senior Administrative Clerks. Continue one-time funding in the Overtime General (\$80,000), Printing and Binding (\$1,400), Contractual Services (\$350,000), Transportation (\$34,000) and Office and Administrative (\$18,000) accounts. Two vacant positions consisting of one Chief Street Services Investigator I and one Senior Street Services Investigator II are not continued. Partial funding (\$1,119,736) is provided by the Sidewalk and Park Vending Trust Fund. Related costs consist of employee benefits. SG: \$1,602,263 SOT: \$80,000 EX: \$403,400 Related Costs: \$794,078	2,085,663	-	2,879,741

Investigation and Enforcement

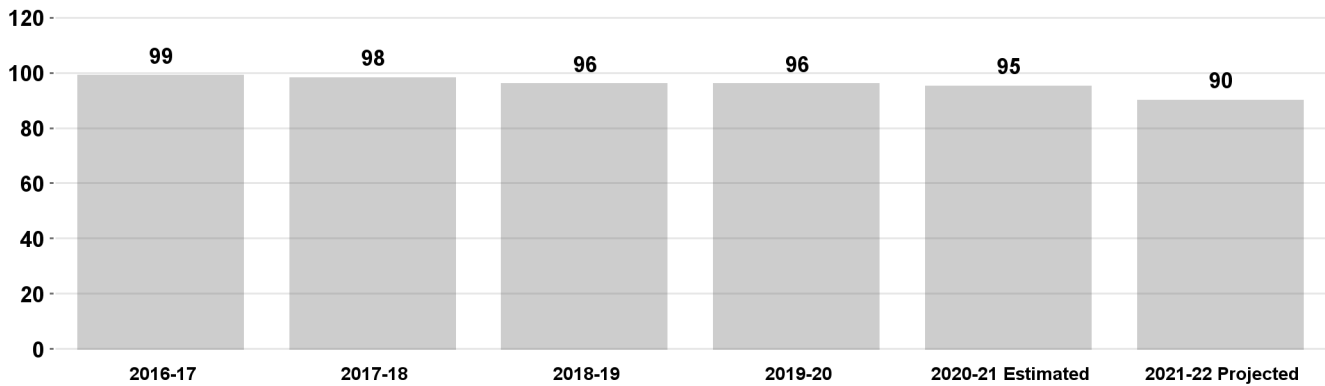
Program Changes	Direct Cost	Positions	Total Cost
Changes in Salaries, Expense, Equipment, and Special			
Continuation of Services			
18. Hollywood Blvd Enforcement & 1st Amendment Permitting Continue funding and resolution authority for five positions consisting of one Senior Street Services Investigator II, and four Street Services Investigators to provide enforcement services and to perform First Amendment permitting functions in the Hollywood Boulevard Bulky Item Enforcement Zone. Continue one-time funding in the Overtime General (\$15,000), Transportation (\$4,931), and Office and Administrative (\$15,000) accounts. Related costs consist of employee benefits. <i>SG: \$465,635 SOT: \$15,000 EX: \$19,931</i> <i>Related Costs: \$227,517</i>	500,566	-	728,083
TOTAL Investigation and Enforcement	769,162	(8)	
2020-21 Program Budget	7,180,228	57	
Changes in Salaries, Expense, Equipment, and Special	769,162	(8)	
2021-22 PROGRAM BUDGET	7,949,390	49	

Street Sweeping

Priority Outcome: Create a more livable and sustainable city

This program involves the scheduled and emergency motor sweeping of improved roadways to maintain clean and aesthetic conditions, and protect the environment by reducing storm drain contamination and air pollution.

Percent of Posted Street Sweeping Routes Completed



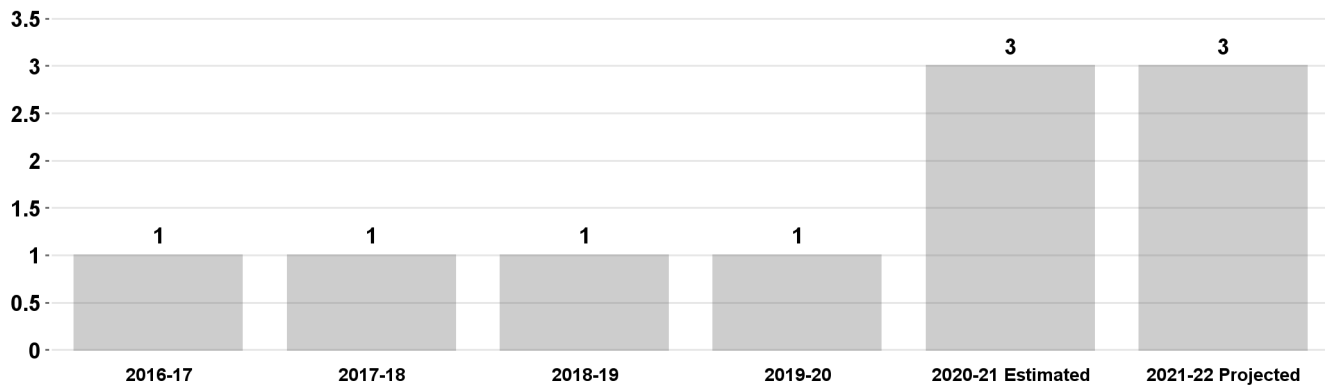
Program Changes	Direct Cost	Positions	Total Cost
Changes in Salaries, Expense, Equipment, and Special			
Apportionment of Changes Applicable to Various Programs	483,583	(16)	(125,278)
Related costs consist of employee benefits.			
SG: \$473,583 EX: \$10,000			
Related Costs: (\$608,861)			
TOTAL Street Sweeping	483,583	(16)	
2020-21 Program Budget	11,154,932	109	
Changes in Salaries, Expense, Equipment, and Special	483,583	(16)	
2021-22 PROGRAM BUDGET	11,638,515	93	

Street Tree and Parkway Maintenance

Priority Outcome: Create a more livable and sustainable city

This program plants, trims, and maintains trees, plants, and shrubs in dedicated streets, parkways, and other public ways to enhance safety, visibility, and public health.

Average Working Days to Complete Tree Emergencies



Program Changes	Direct Cost	Positions	Total Cost
Changes in Salaries, Expense, Equipment, and Special			
Apportionment of Changes Applicable to Various Programs	(5,562,042)	(12)	(8,573,799)
Related costs consist of employee benefits.			
SG: (\$3,546,148) SOT: \$7,500 EX: (\$2,023,394)			
Related Costs: (\$3,011,757)			
Continuation of Services			
19. Tree Trimming	3,694,291	-	5,119,508
Continue funding and resolution authority for 41 positions consisting of four Tree Surgeon Supervisor Is, four Equipment Operators, six Heavy Duty Truck Operators, 18 Tree Surgeons, and nine Tree Surgeon Assistants for six City Tree Trimming crews. Continue one-time funding in the Overtime General (\$75,000), Printing and Binding (\$3,125), Contractual Services (\$931,100), Office and Administrative (\$62,500), and Operating Supplies (\$109,309) accounts. Related costs consist of employee benefits.			
SG: \$2,513,257 SOT: \$75,000 EX: \$1,106,034			
Related Costs: \$1,425,217			
20. Dead Tree and Stump Removal	1,247,092	-	1,756,062
Continue funding and resolution authority for 15 positions consisting of two Tree Surgeon Supervisor I, one Light Equipment Operators, two Heavy Duty Truck Operators, six Tree Surgeons, and four Tree Surgeon Assistants for two Dead Tree and Stump Removal crews. Continue one-time funding in the Overtime General (\$15,000), Printing and Binding (\$1,500), Contractual Services (\$339,000), Office and Administrative (\$1,000), and Operating Supplies (\$8,000) accounts. One vacant Light Equipment Operator position is not continued. Related costs consist of employee benefits.			
SG: \$882,592 SOT: \$15,000 EX: \$349,500			
Related Costs: \$508,970			

Street Tree and Parkway Maintenance

Program Changes		Direct Cost	Positions	Total Cost
Changes in Salaries, Expense, Equipment, and Special				
Continuation of Services				
21. Tree Planting		842,843	-	1,140,897
Continue funding and resolution authority for nine positions consisting of one Tree Surgeon Supervisor I, one Light Equipment Operator, one Truck Operator, two Tree Surgeons, two Tree Surgeon Assistants, and two Gardener Caretakers for one Tree Planting crew. This crew will support tree planting for dead tree replacement and construction projects within the Department of Public Works. Continue one-time funding in the Overtime General (\$10,000), Printing and Binding (\$900), Contractual Services (\$105,100), Office and Administrative (\$1,000), and Operating Supplies (\$218,000) accounts. Related costs consist of employee benefits. SG: \$507,843 SOT: \$10,000 EX: \$325,000 Related Costs: \$298,054				
22. Tree Watering		796,243	-	1,155,687
Continue funding and resolution authority for 11 positions consisting of one Tree Surgeon Supervisor I, two Truck Operators, four Tree Surgeons, and four Tree Surgeon Assistants for four Tree Watering crews. These four crews will care for and water newly planted and young trees during the three-year establishment period, focusing on dead tree replacements and required tree plantings for construction projects within the Department of Public Works. Continue one-time funding in the Overtime General (\$20,000), Printing and Binding (\$600), Contractual Services (\$128,800), Office and Administrative (\$1,000), and Operating Supplies (\$39,500) accounts. Related costs consist of employee benefits. SG: \$606,343 SOT: \$20,000 EX: \$169,900 Related Costs: \$359,444				
23. Root Pruning		171,741	-	232,922
Continue funding and resolution authority for two positions consisting of one Tree Surgeon and one Tree Surgeon Assistant to perform root pruning maintenance on mature street trees that have been preserved in place. Continue one-time funding in the Overtime General (\$15,000), Printing and Binding (\$400), Contractual Services (\$53,400), Uniforms (\$2,460), Office and Administrative (\$600), and Operating Supplies (\$2,000) accounts. Related costs consist of employee benefits. SG: \$97,881 SOT: \$15,000 EX: \$58,860 Related Costs: \$61,181				

Street Tree and Parkway Maintenance

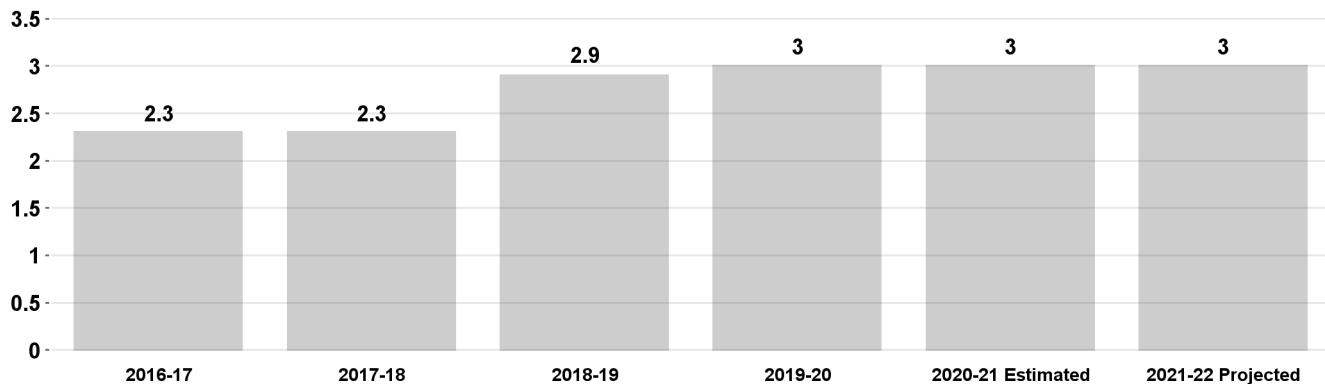
Program Changes	Direct Cost	Positions	Total Cost
Changes in Salaries, Expense, Equipment, and Special			
Continuation of Services			
24. Pre-Development and Permit Review Continue funding and resolution authority for one Tree Surgeon Supervisor I to conduct plan reviews and project clearance approvals for private development and new construction permits issued by the Department of Building and Safety. Continue one-time funding in the Overtime General (\$7,500), Printing and Binding (\$200), Contractual Services (\$9,100), Uniforms (\$1,500), Office and Administrative (\$2,300), and Operating Supplies (\$1,000) accounts. All costs are fully reimbursed by permit review fees. Related costs consist of employee benefits. <i>SG: \$96,184 SOT: \$7,500 EX: \$14,100</i> <i>Related Costs: \$46,535</i>	117,784	-	164,319
25. Proactive Tree Care Oversight and Administration Continue funding and resolution authority for three positions consisting of one Street Tree Superintendent I, one Management Analyst, and one Administrative Clerk to manage and provide administrative support for all proactive tree care management activities within the Street Tree and Parkway Maintenance Program. Related costs consist of employee benefits. <i>SG: \$251,768</i> <i>Related Costs: \$127,191</i>	251,768	-	378,959
Increased Services			
26. Increased Tree Planting Add one-time funding in the Contractual Services Account to plant 1,900 trees in low canopy, low income neighborhoods. <i>EX: \$2,160,000</i>	2,160,000	-	2,160,000
27. Revised Protected Tree Ordinance Add nine-months funding and resolution authority for two positions consisting of one Street Tree Superintendent I and one Tree Surgeon Supervisor I, subject to paygrade determination by the Office of the City Administrative Officer, Employee Relations Division. These positions will manage the tree removal application process as part of the revised Protected Tree Ordinance. Funding is partially reimbursed by permit fees. <i>SG: \$162,599</i> <i>Related Costs: \$83,023</i>	162,599	-	245,622
TOTAL Street Tree and Parkway Maintenance	3,882,319	(12)	
2020-21 Program Budget	19,753,001	124	
Changes in Salaries, Expense, Equipment, and Special	3,882,319	(12)	
2021-22 PROGRAM BUDGET	23,635,320	112	

Maintaining Streets

Priority Outcome: Create a more livable and sustainable city

This program keeps the roadway surface, concrete curbs, and associated structures in a good condition by performing minor repairs to roadways, concrete curbs, gutters, alleys, storm drains, and unimproved roadways. It also provides inspection and enforcement of private property weed abatement regulations for unimproved parcels of land outside the "Very High Fire Severity Zone" to minimize fire, health, and safety hazards.

Average Number of Working Days to Repair Potholes



Program Changes	Direct Cost	Positions	Total Cost
Changes in Salaries, Expense, Equipment, and Special			
Apportionment of Changes Applicable to Various Programs	2,401,361	(23)	4,683,132
Related costs consist of employee benefits.			
SG: \$2,691,220 SOT: (\$80,000) EX: (\$209,859)			
Related Costs: \$2,281,771			
Continuation of Services			
28. Asphalt Repair	680,376	-	680,376
Continue one-time funding in the Overtime General (\$68,376), Construction Expense (\$510,000), Field Equipment Expense (\$34,000), Office and Administrative (\$34,000), and Operating Supplies (\$34,000) accounts to complete pothole repair requests in an average of three working days. Funding is provided by the Street Damage Restoration Fee Fund.			
SOT: \$68,376 EX: \$612,000			
29. Vision Zero Bicycle Lane Inspection and Cleaning	457,509	-	696,356
Continue funding and resolution authority for six positions consisting of two Street Services Supervisor Is, two Motor Sweeper Operators, and two Truck Operators to keep bicycle lanes clear of debris through motor sweeping, inspection, and maintenance efforts. Funding is provided by the Measure M Local Return Fund. Related costs consist of employee benefits.			
SG: \$457,509			
Related Costs: \$238,847			

Maintaining Streets

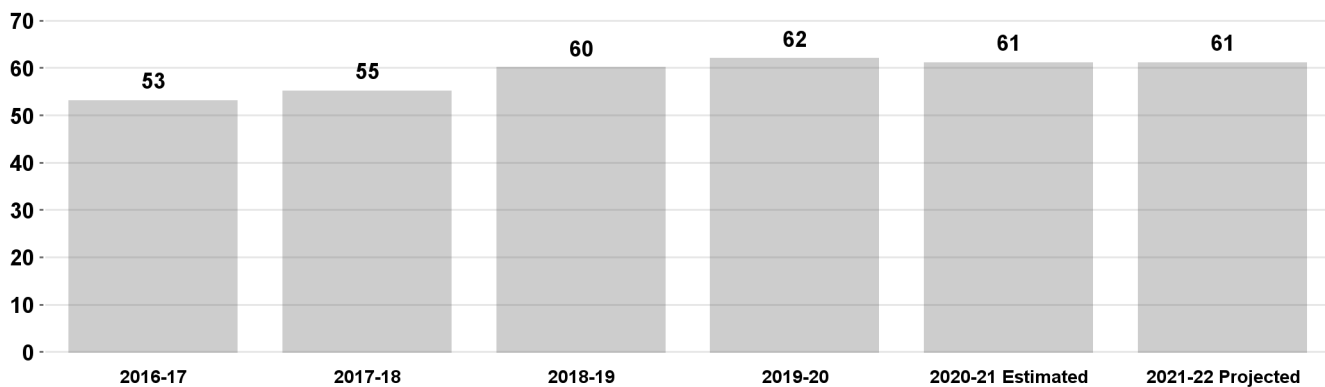
Program Changes	Direct Cost	Positions	Total Cost
Changes in Salaries, Expense, Equipment, and Special			
Continuation of Services			
30. Risk and Liability Mitigation Continue funding and resolution authority for 10 positions consisting of two Street Services Supervisor IIs, three Maintenance Laborers, two Heavy Duty Truck Operators, two Cement Finishers, and one Cement Finisher Worker to perform street, bicycle lane, and sidewalk repairs that mitigate known dangerous conditions and reduce the City's exposure to liability. Continue one-time funding in the Overtime General (\$80,000), Printing and Binding (\$2,000), Construction Expense (\$50,000), Contractual Services (\$167,664), Uniforms (\$18,000), Office and Administrative (\$3,000), and Operating Supplies (\$10,000) accounts. Funding is provided by the Measure M Local Return Fund. Related costs consist of employee benefits. <i>SG: \$698,089 SOT: \$80,000 EX: \$250,664</i> <i>Related Costs: \$376,335</i>	1,028,753	-	1,405,088
TOTAL Maintaining Streets	4,567,999	(23)	
2020-21 Program Budget	13,364,614	174	
Changes in Salaries, Expense, Equipment, and Special	4,567,999	(23)	
2021-22 PROGRAM BUDGET	17,932,613	151	

Pavement Preservation

Priority Outcome: Create a more livable and sustainable city

This program maintains roadways by applying slurry seal or returns the road to a good condition by resurfacing with asphalt. The Bureau of Street Services' Pavement Management System maintains an updated database of road surface conditions.

Percent of Street Network in Good Repair



Program Changes	Direct Cost	Positions	Total Cost
Changes in Salaries, Expense, Equipment, and Special			
Apportionment of Changes Applicable to Various Programs	6,458,231	(50)	3,766,237
Related costs consist of employee benefits.			
SG: \$1,281,367 SOT: (\$2,652,286) EX: \$7,829,150			
Related Costs: (\$2,691,994)			
Continuation of Services			
31. Failed Streets Reconstruction	13,414,551	-	14,519,121
Continue funding and resolution authority of 27 positions consisting of two Street Services Superintendent IIs, two Street Services Supervisor IIs, two Street Services Worker IIs, two Carpenters, two Cement Finishers, four Equipment Operators, two Truck Operators, two Heavy Duty Truck Operators, two Motor Sweeper Operators, two Street Services Worker Is, two Field Engineering Aides, one Maintenance and Construction Helper, and two Maintenance Laborers for two Failed Streets Reconstruction crews. One vacant Maintenance and Construction Helper is not continued. Continue one-time funding in the Overtime General (\$3,532,059), Printing and Binding (\$5,600), Construction Expense (\$6,000,000), Contractual Services (\$1,235,866), Uniforms (\$45,000), Office and Administrative (\$24,400), and Operating Supplies (\$424,666) accounts. Funding is provided by Street Damage Restoration Fee Fund (\$9,722,227) and the Measure M Local Return Fund (\$3,692,324). See related Bureau of Engineering, Departments of Transportation and General Services items. Related costs consist of employee benefits.			
SG: \$2,146,960 SOT: \$3,532,059 EX: \$7,735,532			
Related Costs: \$1,104,570			

Pavement Preservation

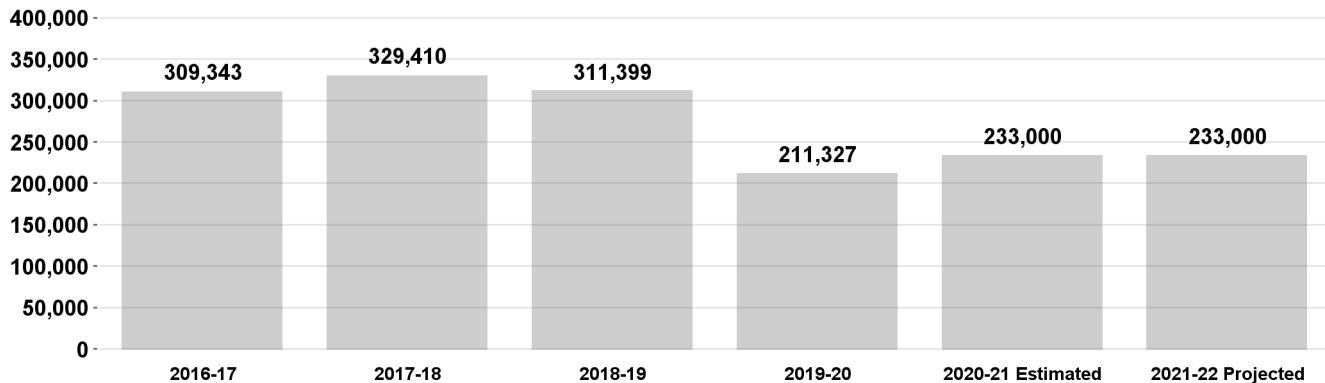
Program Changes	Direct Cost	Positions	Total Cost
Changes in Salaries, Expense, Equipment, and Special			
Continuation of Services			
32. Rental of Power Screen Unit for Asphalt Plant I	-	-	-
Transfer funding between accounts on a one-time basis for the rental of a power screen unit for Asphalt Plant I required to keep the Plant operational. There will be no change to the level of services provided nor to the overall funding provided to the Department.			
TOTAL Pavement Preservation	19,872,782	(50)	
2020-21 Program Budget	81,461,963	352	
Changes in Salaries, Expense, Equipment, and Special	19,872,782	(50)	
2021-22 PROGRAM BUDGET	101,334,745	302	

Street Improvement Construction

Priority Outcome: Create a more livable and sustainable city

This program builds streetscape improvements that enhance safety, accessibility, mobility, and community satisfaction, including curb ramps, sidewalks, pedestrian and bike facilities, bus landing facilities, hardscaping and landscaping.

Square Feet of New Sidewalk Constructed



Program Changes	Direct Cost	Positions	Total Cost
Changes in Salaries, Expense, Equipment, and Special			
Apportionment of Changes Applicable to Various Programs	(162,684)	(8)	(647,365)
Related costs consist of employee benefits.			
SG: \$254,112 SOT: \$32,500 EX: (\$449,296)			
Related Costs: (\$484,681)			
Continuation of Services			
33. Vision Zero Concrete Construction	1,211,576	-	1,562,596
Continue funding and resolution authority for nine positions consisting of one Street Services Supervisor II, one Equipment Operator, one Heavy Duty Truck Operator, one Carpenter, two Cement Finishers, one Cement Finisher Worker, and two Maintenance and Construction Helpers to provide dedicated support for Vision Zero projects that require concrete work. Continue one-time funding in the Overtime General (\$67,500), Printing and Binding (\$1,800), Construction Expense (\$200,000), Contractual Services (\$176,000), Field Equipment Expense (\$11,900), Transportation (\$4,500), Uniforms (\$2,296), Office and Administrative (\$6,500), and Operating Supplies (\$76,300) accounts. Funding is provided by the Measure M Local Return Fund. See related Bureaus of Contract Administration, Engineering, and Street Lighting, and Transportation items. Related costs consist of employee benefits.			
SG: \$664,780 SOT: \$67,500 EX: \$479,296			
Related Costs: \$351,020			

Street Improvement Construction

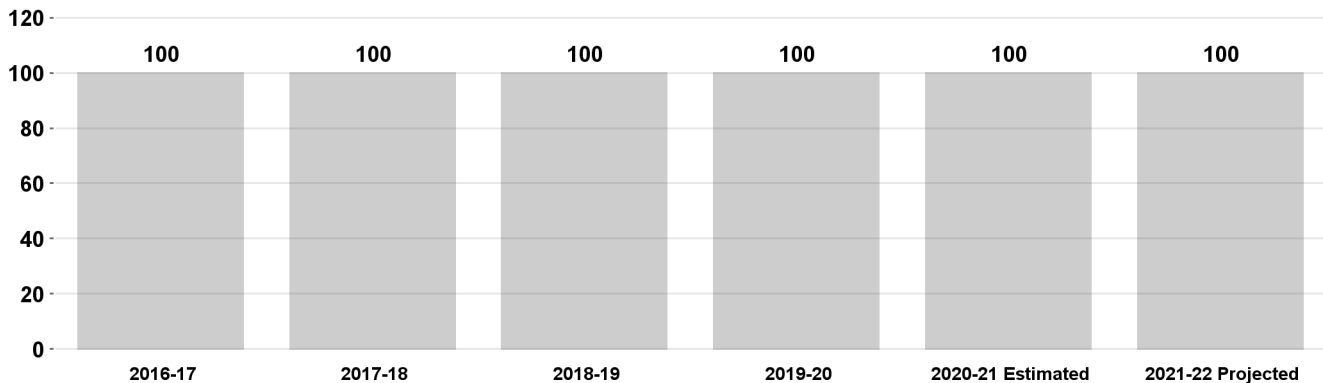
Program Changes	Direct Cost	Positions	Total Cost
Changes in Salaries, Expense, Equipment, and Special			
Continuation of Services			
34. Complete Streets - Sidewalks	-	-	-
Continue resolution authority for 54 positions consisting of one Street Services General Superintendent I, two Street Services Superintendent Is, four Street Services Supervisor IIs, four Carpenters, two Senior Carpenters, 16 Cement Finishers, four Equipment Operators, four Heavy Duty Truck Operators, eight Maintenance and Construction Helpers, four Plumbers, two Management Analysts, one Senior Management Analyst I, and two Senior Administrative Clerks for four sidewalk crews for the Complete Streets projects. Funding for these positions will be provided through interim appropriations from the Measure M Local Return Fund, Road Maintenance and Rehabilitation Fund, and the Measure W Local Return Fund.			
TOTAL Street Improvement Construction	1,048,892	(8)	
2020-21 Program Budget	19,147,491	86	
Changes in Salaries, Expense, Equipment, and Special	1,048,892	(8)	
2021-22 PROGRAM BUDGET	20,196,383	78	

Street Improvement Engineering

Priority Outcome: Create a more livable and sustainable city

This program designs streetscape improvements that enhance safety, accessibility, mobility, and community satisfaction, including curb ramps, pedestrian and bike facilities, bus landing facilities, hardscaping and landscaping. It also reviews Los Angeles Metropolitan Transportation Authority (Metro) plans for transit and highway projects along with other city departments.

Percent of Metro Plan Design Reviews Completed in 20 Days



Program Changes	Direct Cost	Positions	Total Cost
Changes in Salaries, Expense, Equipment, and Special			
Apportionment of Changes Applicable to Various Programs	(1,216,365)	3	(2,094,149)
Related costs consist of employee benefits.			
SG: (\$1,177,417) SOT: (\$94,598) EX: \$55,650			
Related Costs: (\$877,784)			
Continuation of Services			
35. Implementation of Bikeways and Pedestrian Facilities	604,031	-	860,285
Continue funding and resolution authority for five positions consisting of one Civil Engineer, one Civil Engineering Associate III, and three Civil Engineering Associate IIs to design bikeways and pedestrian facilities, in partnership with the Department of Transportation, as part of the Transportation Grant Fund Annual Work Program. Continue one-time funding in the Overtime General (\$40,000), Printing and Binding (\$1,000), Uniforms (\$750), and Office and Administrative (\$11,500) accounts. Funding is provided by the Proposition C Anti-Gridlock Transit Improvement Fund. Related costs consist of employee benefits.			
SG: \$550,781 SOT: \$40,000 EX: \$13,250			
Related Costs: \$256,254			

Street Improvement Engineering

Program Changes		Direct Cost	Positions	Total Cost
Changes in Salaries, Expense, Equipment, and Special				
Continuation of Services				
36.	Metro Annual Work Program Continue funding and resolution authority for 11 positions consisting of one Senior Civil Engineer, two Civil Engineers, two Civil Engineering Associate IVs, two Civil Engineering Associate IIIs, one Landscape Architect I, one Landscape Architectural Associate IV, one Landscape Architectural Associate III, and one Landscape Architect II, to support the Los Angeles Metropolitan Transportation Authority/Exposition Line Construction Authority (Metro/Expo) Annual Work Program. Continue one-time funding in the Overtime General (\$56,598), Printing and Binding (\$3,000), Uniforms (\$600), Office and Administrative (\$36,700), and Operating Supplies (\$7,700) accounts. Front funding is provided by the Proposition C Anti-Gridlock Transit Improvement Fund and the costs will be fully reimbursed by Metro. See related Department of Transportation, Bureaus of Contract Administration, Engineering, and Street Lighting items. Related costs consist of employee benefits. <i>SG: \$1,331,521 SOT: \$56,598 EX: \$48,000</i> <i>Related Costs: \$604,191</i>	1,436,119	-	2,040,310
37.	Landscape Development Services Continue funding and resolution authority for three positions consisting of one Landscape Architect I and two Landscape Architectural Associate IIs, and continue one-time funding in the Overtime General (\$24,000), Printing and Binding (\$600), Uniforms (\$450), and Office and Administrative (\$6,900) accounts to perform private development B-permit review. These positions will be fully reimbursed by B-Permit fees. Related costs consist of employee benefits. <i>SG: \$294,419 SOT: \$24,000 EX: \$7,950</i> <i>Related Costs: \$141,585</i>	326,369	-	467,954
38.	State Route 710 Mobility Improvement Projects Continue resolution authority for two Civil Engineer positions approved during 2020-21 (C.F. 20-1193) to perform landscape development and community outreach services. Funding for these positions and expenses will be provided through interim appropriations from project-related grants by the Los Angeles Metropolitan Transportation Authority.	-	-	-

Street Improvement Engineering

Program Changes		Direct Cost	Positions	Total Cost
Changes in Salaries, Expense, Equipment, and Special				
Continuation of Services				
39. Roadway Infrastructure Survey		463,595	-	512,412
Continue funding and resolution authority for one Civil Engineering Associate II to provide oversight of the roadway infrastructure contract relative to the Pavement Preservation Program. Continue one-time funding in the Overtime General (\$8,000), Printing and Binding (\$200), Contractual Services (\$350,000), Uniforms (\$150), and Office and Administrative (\$2,300) accounts. Funding is provided by the Special Gas Tax Improvement Fund. Related costs consist of employee benefits.				
<i>SG: \$102,945 SOT: \$8,000 EX: \$352,650</i>				
<i>Related Costs: \$48,817</i>				
40. LAWA Landside Access Modernization Program		262,003	-	377,680
Continue funding and resolution authority for two positions consisting of one Landscape Architect I and one Landscape Architect II to support the Los Angeles World Airports (LAWA) Landside Access Modernization Program (LAMP). These positions will assist LAWA in identifying specific public right-of-way issues on LAWA projects by facilitating review and providing guidance and feedback and will provide plan review for the issuance of B-Permits for LAWA projects. Continue one-time funding in the Printing and Binding (\$200), Uniforms (\$150), and Office and Administrative (\$2,300) accounts. These positions are fully reimbursed by the Department of Airports. Related costs consist of employee benefits.				
<i>SG: \$259,353 EX: \$2,650</i>				
<i>Related Costs: \$115,677</i>				

Street Improvement Engineering

Program Changes	Direct Cost	Positions	Total Cost
Changes in Salaries, Expense, Equipment, and Special			
Continuation of Services			
41. Asset Management and Advanced Planning Continue funding and resolution authority for three positions consisting of one Senior Civil Engineer and two Civil Engineers and add funding and continue resolution authority for two Systems Analysts and two Geographic Information Systems Specialists that were approved during 2020-21 (C.F. 20-0600). Continue one-time funding in the Overtime General (\$24,000), Printing and Binding (\$600), and Office and Administrative (\$6,900) accounts and add one-time funding in the Contractual Services (\$1,671,795) and Office and Administrative (\$809,738) accounts to support efforts to modernize the Bureau's planning and delivery functions by using data to implement multi-year modernization initiatives and help equitably make streets safe and sustainable. Three positions consisting of one Principal Civil Engineer and two vacant Street Services General Superintendent Is approved during 2020-21 are not continued. Partial funding is provided by the Proposition C Anti-Gridlock Transit Improvement Fund (\$444,694) and the Street Damage Restoration Fee Fund (\$340,774). Related costs consist of employee benefits. <i>SG: \$753,968 SOT: \$24,000 EX: \$2,489,033</i> <i>Related Costs: \$352,975</i>	3,267,001	-	3,619,976
TOTAL Street Improvement Engineering	5,142,753	3	
2020-21 Program Budget	8,305,262	23	
Changes in Salaries, Expense, Equipment, and Special	5,142,753	3	
2021-22 PROGRAM BUDGET	13,448,015	26	

General Administration and Support

This program involves the control and management of the internal affairs and activities necessary to maintain streets and related improvements. It includes Department administration, research and planning, application of time standards, training, and clerical and administrative support.

Program Changes	Direct Cost	Positions	Total Cost
Changes in Salaries, Expense, Equipment, and Special			
Apportionment of Changes Applicable to Various Programs Related costs consist of employee benefits. <i>SG: \$906,509 SOT: (\$8,000) EX: \$163,900</i> <i>Related Costs: (\$337,850)</i>	1,062,409	(3)	724,559
Continuation of Services			
42. Public Relations and Service Coordination Continue funding and resolution authority for five positions consisting of one Community Affairs Advocate, three Service Coordinators, and one Street Services General Superintendent II to respond to community concerns and support public relations and service coordination activities. Continue one-time funding in Overtime General (\$8,000), Printing and Binding (\$200), and Office and Administrative (\$900) accounts. Partial funding is provided by the Street Damage Restoration Fee Fund (\$503,987). Related costs consist of employee benefits. <i>SG: \$616,275 SOT: \$8,000 EX: \$1,100</i> <i>Related Costs: \$278,358</i>	625,375	-	903,733
TOTAL General Administration and Support	1,687,784	(3)	
2020-21 Program Budget	7,238,706	80	
Changes in Salaries, Expense, Equipment, and Special	1,687,784	(3)	
2021-22 PROGRAM BUDGET	8,926,490	77	

**BUREAU OF STREET SERVICES
DETAIL OF CONTRACTUAL SERVICES ACCOUNT**

2019-20 Actual Expenditures	2020-21 Adopted Budget	2020-21 Estimated Expenditures	Program/Code/Description	2021-22 Contract Amount
Investigation and Enforcement - BI8602				
\$ 116,605	\$ 350,000	\$ 350,000	1. Sidewalk Vending outreach and education.....	\$ 350,000
95,623	-	-	2. Miscellaneous and support services.....	-
<u>\$ 212,228</u>	<u>\$ 350,000</u>	<u>\$ 350,000</u>	Investigation and Enforcement Total	<u>\$ 350,000</u>
Street Sweeping - BI8603				
\$ 82,276	\$ 114,400	\$ 114,000	3. Lease, maintenance, and repair of equipment and vehicles.....	\$ 114,400
532,657	835,000	600,000	4. Contract trucks to supplement City truck capacity.....	835,000
564,682	401,131	647,000	5. Hazardous waste management services.....	401,131
-	10,000	-	6. Global Positioning System technology installation.....	10,000
<u>\$ 1,179,615</u>	<u>\$ 1,360,531</u>	<u>\$ 1,361,000</u>	Street Sweeping Total	<u>\$ 1,360,531</u>
Street Tree and Parkway Maintenance - BI8604				
\$ 42,822	\$ 12,899	\$ 45,000	7. Rental of field toilets.....	\$ 12,899
1,719,364	1,500,100	1,500,000	8. Lease, maintenance, and repair of equipment and vehicles.....	1,420,000
16,213	100,000	100,000	9. Lease, maintenance, and repair of equipment and vehicles - Complete Streets....	20,000
2,791,604	-	1,099,000	10. Median island landscape maintenance.....	-
78,679	-	107,000	11. Tree trimming contractors	-
817,331	85,500	420,000	12. Citywide sidewalk repair rental equipment.....	85,500
36,997	-	-	13. Department of Water and Power water meter installation.....	-
104,046	-	-	14. Urban forest street tree inventory	-
225,552	300,000	300,000	15. Venice Canals and Grand Canal maintenance	300,000
-	66,400	65,000	16. Tree watering equipment.....	66,400
-	-	-	17. Increased tree planting.....	2,160,000
164,867	-	-	18. Miscellaneous and support services.....	160,100
<u>\$ 5,997,475</u>	<u>\$ 2,064,899</u>	<u>\$ 3,636,000</u>	Street Tree and Parkway Maintenance Total	<u>\$ 4,224,899</u>
Maintaining Streets - CA8605				
\$ 70,538	\$ 160,000	\$ 160,000	19. Graffiti removal.....	\$ 160,000
453,204	468,790	350,000	20. Lease, maintenance, and repair of equipment and vehicles.....	468,790
34,153	25,000	25,000	21. Rental of field toilets.....	25,000
8,772	10,000	10,000	22. Property title and Department of Motor Vehicles search.....	10,000
164,656	63,702	63,000	23. Great Streets rental equipment.....	63,702
213,063	-	80,000	24. Contract trucks to supplement City truck capacity.....	27,126
133,677	-	40,000	25. Unimproved median island maintenance.....	-
<u>\$ 1,078,063</u>	<u>\$ 727,492</u>	<u>\$ 728,000</u>	Maintaining Streets Total	<u>\$ 754,618</u>
Pavement Preservation - CA8606				
\$ 10,000	\$ 10,000	\$ 10,000	26. Emissions testing and reporting.....	\$ 10,000
176,468	-	124,000	27. Freeway off-ramp closure.....	200,000
-	500,000	500,000	28. Slurry seal.....	500,000
39,309	30,000	30,000	29. Rental of field toilets.....	30,000
2,454,327	1,735,866	1,700,000	30. Lease, maintenance, and repair of equipment and vehicles.....	1,735,866
9,587,830	1,359,743	4,292,000	31. Contract trucks to supplement City truck capacity.....	10,957,482
523,363	428,595	429,000	32. Asphalt recycling.....	428,595
383,939	350,000	350,000	33. Roadway infrastructure survey.....	-
34,425	125,000	125,000	34. Pavement management.....	-
138,910	228,185	228,000	35. Miscellaneous and support services.....	228,185
256,318	-	-	36. Equipment sensor.....	-
15,279	-	20,000	37. Heavy equipment towing.....	-
<u>\$ 13,620,167</u>	<u>\$ 4,767,389</u>	<u>\$ 7,808,000</u>	Pavement Preservation Total	<u>\$ 14,090,128</u>

**BUREAU OF STREET SERVICES
DETAIL OF CONTRACTUAL SERVICES ACCOUNT**

2019-20 Actual Expenditures	2020-21 Adopted Budget	2020-21 Estimated Expenditures	Program/Code/Description	2021-22 Contract Amount
Street Improvement Construction - CA8607				
\$ -	\$ 45,386	\$ 45,000	38. 24-hour emergency response hazardous waste management services.....	\$ 45,386
147,602	30,000	30,000	39. Lease, maintenance, and repair of equipment and vehicles - Vision Zero.....	30,000
739,064	797,832	800,000	40. Lease, maintenance, and repair of equipment and vehicles - sidewalk repair.....	797,832
689,614	-	-	41. Lease, maintenance, and repair of equipment and vehicles - Complete Streets....	-
301,744	188,680	189,000	42. Lease, maintenance, and repair of equipment and vehicles - access ramps.....	188,680
659,062	100,934	101,000	43. Lease, maintenance, and repair of equipment and vehicles - street and transit....	100,934
249,067	62,400	65,000	44. Lease, maintenance, and repair of equipment and vehicles - bus pad.....	62,400
585,032	-	-	45. Lease, maintenance, and repair of equipment and vehicles - other.....	-
99,942	360,000	360,000	46. Design support for sidewalk access ramps	360,000
319,594	14,486	214,000	47. Contract trucks to supplement City truck capacity.....	14,486
54,458	15,000	15,000	48. Rental of field toilets.....	15,000
<u>\$ 3,845,178</u>	<u>\$ 1,614,718</u>	<u>\$ 1,819,000</u>	Street Improvement Construction Total	<u>\$ 1,614,718</u>
Street Improvement Engineering - CA8608				
\$ 620	\$ 39,135	\$ 1,000	49. Lease of office equipment.....	\$ 39,135
956,906	-	-	50. Asset management and advanced planning.....	1,671,795
323,874	-	172,000	51. Miscellaneous and support services.....	-
-	-	-	52. Roadway infrastructure survey.....	350,000
-	-	130,000	53. Pavement management.....	125,000
<u>\$ 1,281,400</u>	<u>\$ 39,135</u>	<u>\$ 303,000</u>	Street Improvement Engineering Total	<u>\$ 2,185,930</u>
General Administration and Support - CA8650				
\$ -	\$ 72,760	\$ 73,000	54. Lease and maintenance of equipment.....	\$ 72,760
-	20,000	20,000	55. Lease, maintenance, and repair of vehicles.....	20,000
-	1,000	1,000	56. Property title and Department of Motor Vehicles search.....	1,000
<u>\$ -</u>	<u>\$ 93,760</u>	<u>\$ 94,000</u>	General Administration and Support Total	<u>\$ 93,760</u>
<u>\$ 27,214,126</u>	<u>\$ 11,017,924</u>	<u>\$ 16,099,000</u>	TOTAL CONTRACTUAL SERVICES ACCOUNT	<u>\$ 24,674,584</u>

Bureau of Street Services

Position Counts			Code	Title	2021-22 Salary Range and Annual Salary	
2020-21	Change	2021-22				
<u>GENERAL</u>						
<u>Regular Positions</u>						
1	-	1	0883	Service Coordinator	4412(2)	(92,122 - 138,392)
1	-	1	1116	Secretary	2484(2)	(51,865 - 77,903)
1	-	1	1117-3	Executive Administrative Assistant III	3205(2)	(66,920 - 100,516)
1	-	1	1170	Payroll Supervisor	3343(2)	(69,801 - 104,838)
3	-	3	1201	Principal Clerk	2728(2)	(56,960 - 85,608)
12	-	12	1223	Accounting Clerk	2414(2)	(50,404 - 75,710)
17	-	17	1358	Administrative Clerk	1853(2)	(38,690 - 58,088)
23	-	23	1368	Senior Administrative Clerk	2287(2)	(47,752 - 71,743)
6	(3)	3	1461-2	Communications Information Representative II	2287(2)	(47,752 - 71,743)
1	-	1	1461-3	Communications Information Representative III	2462(2)	(51,406 - 77,235)
1	-	1	1523-1	Senior Accountant I	3150(2)	(65,772 - 98,804)
1	-	1	1530-2	Risk Manager II	5046(2)	(105,360 - 158,291)
2	-	2	1555-1	Fiscal Systems Specialist I	4333(2)	(90,473 - 135,907)
2	-	2	1555-2	Fiscal Systems Specialist II	5061(2)	(105,673 - 158,771)
7	-	7	1596	Systems Analyst	3457(2)	(72,182 - 108,471)
2	-	2	1597-1	Senior Systems Analyst I	4091(2)	(85,420 - 128,286)
1	-	1	1597-2	Senior Systems Analyst II	5061(2)	(105,673 - 158,771)
1	-	1	1702-1	Emergency Management Coordinator I	4081(2)	(85,211 - 128,036)
1	-	1	1727	Safety Engineer	4291(2)	(89,596 - 134,613)
5	(2)	3	1832-1	Warehouse and Toolroom Worker I	1956(2)	(40,841 - 61,345)
1	-	1	2481-1	Supervising Transportation Planner I	4541(2)	(94,816 - 142,443)
52	(3)	49	3112	Maintenance Laborer	1846(2)	(38,544 - 57,921)
40	(2)	38	3114	Tree Surgeon	2360(2)	(49,276 - 74,061)
40	(10)	30	3115	Maintenance and Construction Helper	1956(2)	(40,841 - 61,345)
22	(3)	19	3117-1	Tree Surgeon Supervisor I	3304(2)	(68,987 - 103,627)
10	-	10	3117-2	Tree Surgeon Supervisor II	3550(2)	(74,124 - 111,373)
1	-	1	3127-1	Construction and Maintenance Supervisor I		(126,887)
16	(6)	10	3151	Tree Surgeon Assistant	1846(2)	(38,544 - 57,921)
3	-	3	3160-1	Street Tree Superintendent I	4229(2)	(88,301 - 132,650)
1	-	1	3160-2	Street Tree Superintendent II	5202(2)	(108,617 - 163,135)
12	(1)	11	3344	Carpenter		(91,266)
2	-	2	3345	Senior Carpenter		(102,353)
9	(2)	7	3351	Cement Finisher Worker	2297(2)	(47,961 - 72,036)
35	(4)	31	3353	Cement Finisher		(83,791)

Bureau of Street Services

Position Counts			Code	Title	2021-22 Salary Range and Annual Salary	
2020-21	Change	2021-22				
<u>GENERAL</u>						
<u>Regular Positions</u>						
4	-	4	3443	Plumber		(99,869)
2	-	2	3451	Masonry Worker		(95,024)
3	-	3	3523	Light Equipment Operator	2233(2)	(46,625 - 70,052)
99	(23)	76	3525	Equipment Operator		(99,952)
2	-	2	3558	Power Shovel Operator		(100,892)
49	(9)	40	3583	Truck Operator	2188(6)	(45,685 - 68,653)
93	(3)	90	3584	Heavy Duty Truck Operator	2309(6)	(48,211 - 72,453)
96	(15)	81	3585	Motor Sweeper Operator	2719(2)	(56,772 - 85,273)
1	-	1	3734-2	Equipment Specialist II	3507(2)	(73,226 - 109,995)
3	-	3	3771	Mechanical Helper	2059(2)	(42,991 - 64,602)
2	-	2	3773	Mechanical Repairer		(91,454)
2	-	2	3796	Welder		(90,556)
1	-	1	3799	Electrical Craft Helper		(67,338)
3	-	3	3863	Electrician		(98,741)
1	(1)	-	3865	Electrician Supervisor		(113,399)
1	-	1	3913	Irrigation Specialist	2364(2)	(49,360 - 74,165)
2	-	2	4143-1	Asphalt Plant Operator I	2199(2)	(45,915 - 68,966)
6	-	6	4143-2	Asphalt Plant Operator II	2496(2)	(52,116 - 78,300)
2	-	2	4145	Asphalt Plant Supervisor	3550(2)	(74,124 - 111,373)
66	(8)	58	4150-1	Street Services Worker I	2059(2)	(42,991 - 64,602)
13	(2)	11	4150-2	Street Services Worker II	2188(2)	(45,685 - 68,653)
4	(1)	3	4150-3	Street Services Worker III	2309(2)	(48,211 - 72,453)
63	(6)	57	4152-1	Street Services Supervisor I	3352(7)	(69,989 - 105,130)
23	(1)	22	4152-2	Street Services Supervisor II	3550(7)	(74,124 - 111,373)
4	-	4	4156	Assistant Director Bureau of Street Services	6946(2)	(145,032 - 217,861)
16	-	16	4158-1	Street Services Superintendent I	4229(2)	(88,301 - 132,650)
5	-	5	4158-2	Street Services Superintendent II	4667(2)	(97,446 - 146,368)
1	-	1	4159	Director Bureau of Street Services		(263,839)
3	-	3	4160-1	Street Services General Superintendent I	5202(2)	(108,617 - 163,135)
38	(6)	32	4283	Street Services Investigator	3429(2)	(71,597 - 107,573)
7	(2)	5	4285-2	Senior Street Services Investigator II	3812(2)	(79,594 - 119,558)
1	-	1	4286-1	Chief Street Services Investigator I	4596(2)	(95,964 - 144,176)
1	-	1	4286-2	Chief Street Services Investigator II	5458(2)	(113,963 - 171,153)
15	(2)	13	7228	Field Engineering Aide	3078(6)	(64,268 - 96,549)
2	-	2	7237	Civil Engineer	4418(2)	(92,247 - 138,580)

Bureau of Street Services

Position Counts			Code	Title	2021-22 Salary Range and Annual Salary	
2020-21	Change	2021-22				
<u>GENERAL</u>						
<u>Regular Positions</u>						
5	(1)	4	7246-2	Civil Engineering Associate II	3651(2)	(76,232 - 114,547)
3	(1)	2	7246-3	Civil Engineering Associate III	4063(2)	(84,835 - 127,472)
1	-	1	7310-2	Environmental Specialist II	3651(2)	(76,232 - 114,547)
1	-	1	9168	Contract Administrator	5307(2)	(110,810 - 166,455)
6	-	6	9171-1	Senior Management Analyst I	4255(2)	(88,844 - 133,423)
3	-	3	9171-2	Senior Management Analyst II	5266(2)	(109,954 - 165,202)
1	-	1	9182	Chief Management Analyst	6067(2)	(126,678 - 190,279)
16	-	16	9184	Management Analyst	3457(2)	(72,182 - 108,471)
1	-	1	9485	Senior Civil Engineer	5194(2)	(108,450 - 162,947)
1	-	1	9489	Principal Civil Engineer	6067(2)	(126,678 - 190,279)
1,005	(117)	888				

AS NEEDED

To be Employed As Needed in Such Numbers as Required

1116	Secretary	2484(2)	(51,865 - 77,903)
1141	Clerk	1781(2)	(37,187 - 55,854)
1223	Accounting Clerk	2414(2)	(50,404 - 75,710)
1358	Administrative Clerk	1853(2)	(38,690 - 58,088)
1368	Senior Administrative Clerk	2287(2)	(47,752 - 71,743)
1501	Student Worker	\$16.10/hr	
1502	Student Professional Worker	1390(7)	(29,023 - 43,597)
1508	Management Aide	2462(2)	(51,406 - 77,235)
1537	Project Coordinator	3238(2)	(67,609 - 101,560)
1538	Senior Project Coordinator	3847(2)	(80,325 - 120,623)
1539	Management Assistant	2462(2)	(51,406 - 77,235)
1596	Systems Analyst	3457(2)	(72,182 - 108,471)
1599	Systems Aide	2462(2)	(51,406 - 77,235)
3112	Maintenance Laborer	1846(2)	(38,544 - 57,921)
3113-1	Vocational Worker I	1125(7)	(23,490 - 35,287)
3114	Tree Surgeon	2360(2)	(49,276 - 74,061)
3115	Maintenance and Construction Helper	1956(2)	(40,841 - 61,345)
3141	Gardener Caretaker	1956(2)	(40,841 - 61,345)
3143	Senior Gardener	2188(2)	(45,685 - 68,653)
3151	Tree Surgeon Assistant	1846(2)	(38,544 - 57,921)
3344	Carpenter		(91,266)

Bureau of Street Services

Position Counts			Code	Title	2021-22 Salary Range and Annual Salary
2020-21	Change	2021-22			

AS NEEDED

To be Employed As Needed in Such Numbers as Required

3345	Senior Carpenter		(102,353)
3351	Cement Finisher Worker	2297(2)	(47,961 - 72,036)
3353	Cement Finisher		(83,791)
3443	Plumber		(99,869)
3451	Masonry Worker		(95,024)
3523	Light Equipment Operator	2233(2)	(46,625 - 70,052)
3525	Equipment Operator		(99,952)
3583	Truck Operator	2188(6)	(45,685 - 68,653)
3584	Heavy Duty Truck Operator	2309(6)	(48,211 - 72,453)
3585	Motor Sweeper Operator	2719(2)	(56,772 - 85,273)
3771	Mechanical Helper	2059(2)	(42,991 - 64,602)
3773	Mechanical Repairer		(91,454)
3796	Welder		(90,556)
3799	Electrical Craft Helper		(67,338)
3863	Electrician		(98,741)
4150-1	Street Services Worker I	2059(2)	(42,991 - 64,602)
4150-2	Street Services Worker II	2188(2)	(45,685 - 68,653)
4152-1	Street Services Supervisor I	3352(7)	(69,989 - 105,130)
4152-2	Street Services Supervisor II	3550(7)	(74,124 - 111,373)
4158-1	Street Services Superintendent I	4229(2)	(88,301 - 132,650)

HIRING HALL

Hiring Hall to be Employed As Needed in Such Numbers as Required

0858	Carpenter - Hiring Hall	\$46.47/hr
0860-2	Cement Finisher II - Hiring Hall	\$41.79/hr
0869	Masonry Worker - Hiring Hall	\$37.57/hr
0874-2	Plumber II - Hiring Hall	\$47.38/hr
0899	Laborer - Hiring Hall	\$37.62/hr

	Regular Positions
Total	888

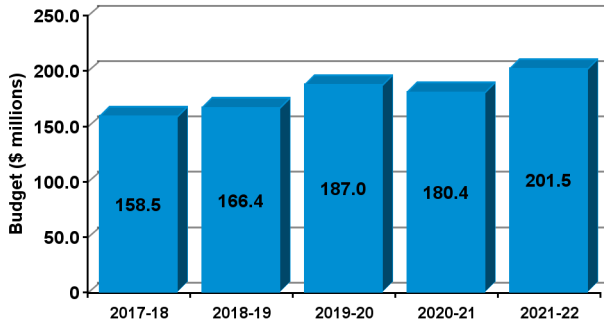
THIS PAGE INTENTIONALLY LEFT BLANK

TRANSPORTATION

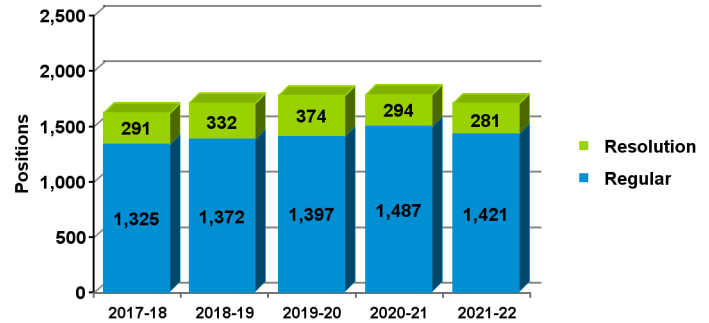
2021-22 Proposed Budget

FIVE-YEAR HISTORY OF BUDGET AND POSITION AUTHORITIES

FIVE-YEAR BUDGET HISTORY



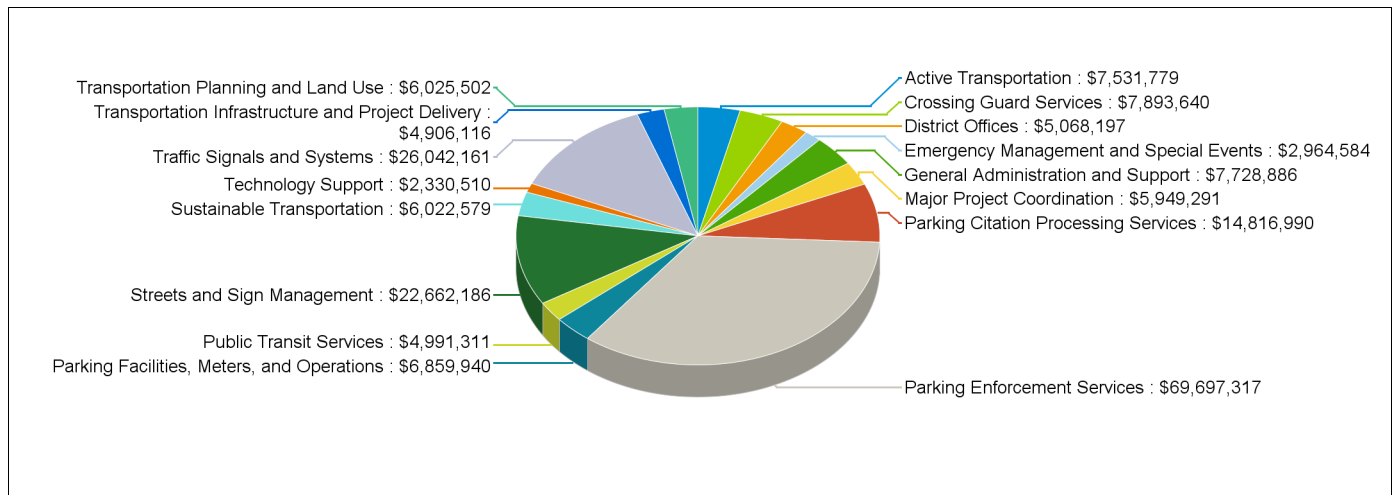
FIVE-YEAR POSITION AUTHORITY HISTORY



SUMMARY OF 2021-22 PROPOSED BUDGET CHANGES

	Total Budget			General Fund				Special Fund			
		Regular	Resolution			Regular	Resolution			Regular	Resolution
2020-21 Adopted	\$180,373,050	1,487	294	\$107,856,476	59.8%	1,035	46	\$72,516,574	40.2%	453	248
2021-22 Proposed	\$201,490,989	1,421	281	\$126,438,598	62.8%	999	50	\$75,052,391	37.2%	422	231
Change from Prior Year	\$21,117,939	(66)	(13)	\$18,582,122		(36)	4	\$2,535,817		(31)	(17)

2021-22 FUNDING DISTRIBUTION BY PROGRAM



MAIN BUDGET ITEMS

	Funding	Positions
* Dockless Mobility Enforcement Expenses	\$1,447,610	-
* Curb Asset Management System	\$1,600,000	-
* Affordable Housing and Sustainable Communities Grant	\$213,372	-
* Traffic Signals Support	\$7,134,692	-
* Bus Speed Improvement Projects / Metro Support	\$245,550	-
* LA Al Fresco Program	\$1,920,000	-

Recapitulation of Changes

	Adopted Budget 2020-21	Total Budget Changes	Total Budget 2021-22
EXPENDITURES AND APPROPRIATIONS			
Salaries			
Salaries General	129,167,115	17,240,679	146,407,794
Salaries, As-Needed	9,492,290	-	9,492,290
Overtime General	17,788,663	(290,000)	17,498,663
Total Salaries	156,448,068	16,950,679	173,398,747
Expense			
Printing and Binding	188,685	20,000	208,685
Construction Expense	4,560	-	4,560
Contractual Services	18,721,025	4,448,110	23,169,135
Field Equipment Expense	396,725	(300,000)	96,725
Transportation	140,280	-	140,280
Utilities Expense Private Company	95,000	-	95,000
Paint and Sign Maintenance and Repairs	3,179,077	(211,000)	2,968,077
Signal Supplies and Repairs	406,150	115,650	521,800
Uniforms	146,095	-	146,095
Office and Administrative	555,625	94,500	650,125
Operating Supplies	91,760	-	91,760
Total Expense	23,924,982	4,167,260	28,092,242
Total Transportation	180,373,050	21,117,939	201,490,989

Recapitulation of Changes

	Adopted Budget 2020-21	Total Budget Changes	Total Budget 2021-22
SOURCES OF FUNDS			
General Fund	107,856,476	18,582,122	126,438,598
Traffic Safety Fund (Sch. 4)	4,100,000	(3,150,000)	950,000
Special Gas Tax Improvement Fund (Sch. 5)	4,008,334	203,896	4,212,230
Mobile Source Air Pollution Reduction Fund (Sch. 10)	1,667,762	370,261	2,038,023
Special Parking Revenue Fund (Sch. 11)	394,600	-	394,600
Sewer Operations & Maintenance Fund (Sch. 14)	225,500	-	225,500
Sewer Capital Fund (Sch. 14)	326,203	10,977	337,180
Proposition A Local Transit Assistance Fund (Sch. 26)	5,557,084	309,264	5,866,348
Proposition C Anti-Gridlock Transit Fund (Sch. 27)	35,806,906	3,148,731	38,955,637
Coastal Transportation Corridor Trust Fund (Sch. 29)	513,755	59,944	573,699
DOT Expedited Fee Trust Fund (Sch. 29)	327,881	34,157	362,038
Permit Parking Program Revenue Fund (Sch. 29)	2,745,123	1,894,042	4,639,165
Planning Long-Range Planning Fund (Sch. 29)	279,681	33,096	312,777
Transportation Regulation & Enforcement Fund (Sch. 29)	269,025	-	269,025
Ventura/Cahuenga Corridor Plan Fund (Sch. 29)	242,549	(29,152)	213,397
Warner Center Transportation Trust Fund (Sch. 29)	267,071	38,711	305,782
West LA Transportation Improvement & Mitigation (Sch. 29)	273,319	36,721	310,040
Planning Case Processing Fund (Sch. 35)	10,000	-	10,000
Street Damage Restoration Fee Fund (Sch. 47)	464,391	(97,032)	367,359
Measure R Local Return Fund (Sch. 49)	5,494,475	489,256	5,983,731
Sidewalk Repair Fund (Sch. 51)	151,753	20,592	172,345
Measure M Local Return Fund (Sch. 52)	9,391,162	(837,647)	8,553,515
Total Funds	180,373,050	21,117,939	201,490,989
Percentage Change			11.71%
Positions	1,487	(66)	1,421

Changes Applicable to Various Programs

The following changes involve two or more budgetary programs. These changes are explained below and apportioned as single entries in the affected programs. Single-program changes are shown only in the programs involved.

Program Changes	Direct Cost	Positions	Total Cost
Changes in Salaries, Expense, Equipment, and Special			
Obligatory Changes			
1. 2020-21 Employee Compensation Adjustment Related costs consist of employee benefits. SG: (\$1,109,699) Related Costs: (\$339,792)	(1,109,699)	-	(1,449,491)
2. 2021-22 Employee Compensation Adjustment Related costs consist of employee benefits. SG: \$156,013 Related Costs: \$47,771	156,013	-	203,784
3. Full Funding for Partially Financed Positions Related costs consist of employee benefits. SG: \$17,723,981 Related Costs: \$1,052,056	17,723,981	-	18,776,037
4. Salary Step and Turnover Effect Related costs consist of employee benefits. SG: \$883,900 Related Costs: \$267,468	883,900	-	1,151,368
Deletion of One-Time Services			
5. Deletion of One-Time Expense Funding Delete one-time Overtime General and expense funding. SOT: (\$355,000) EX: (\$1,520,000)	(1,875,000)	-	(1,875,000)
6. Deletion of Funding for Resolution Authorities Delete funding for 294 resolution authority positions. Resolution authorities are reviewed annually and continued only if sufficient funding is available to maintain the current service level. Related costs consist of employee benefits. 281 positions are continued: Metro Annual Work Program (51 positions) LAWA LAMP and Coastal Review Plan Support (Three positions) Complete Streets and Vision Zero Corridors (Six positions) Bikeshare and Carshare Programs (Two positions) Electric Vehicle Infrastructure Resources (Three positions) Dockless Scooter Share Program (Five positions) Autonomous Vehicle Demonstrations (Two positions) Dockless Mobility Enforcement (Three positions) Transportation Project Delivery Support (22 positions) Affordable Housing and Sustainable Communities Grant (Two positions) AHSC Grant Implementation (Two positions)	(26,783,885)	-	(39,009,722)

Program Changes	Direct Cost	Positions	Total Cost
Changes in Salaries, Expense, Equipment, and Special			
Deletion of One-Time Services			
Parking and Electric Vehicle Infrastructure (One position)			
Hollywood Sign Enforcement (14 positions)			
Traffic Officer Supervision and Support (Eight positions)			
Community Assistance Parking Program (Two positions)			
Vision Zero Street and Safety Improvements (Four positions)			
Traffic and Street Maintenance Support (13 positions)			
Film Industry Support (Four positions)			
Temporary Sign Resources (Two positions)			
Failed Streets Reconstruction Program (12 positions)			
Complete Streets - Striping (Six positions)			
Speed Hump Program (Four positions)			
Vision Zero Traffic Signal Construction Program (Nine positions)			
Traffic Signals Support (72 positions)			
Safety-Related Traffic Signal Construction (Five positions)			
DWP Water Trunk Line Program - Traffic Signals (Six positions)			
Transit Services Analysis - Phase One (Five positions)			
DWP Water Trunk Line Program - Construction (One position)			
Bus Speed Improvement Projects / Metro Support (Two positions)			
Great Streets Initiative (Five positions)			
Safe Routes for Seniors (One position)			
Community Affairs Advocate (One position)			
Assistant General Manager - External Affairs (One position)			
Contract and Budget Administration Support for Transit Services (One position)			
External Affairs - Community Engagement (One position)			
13 positions are not continued as a result of the Separation Incentive Program:			
Metro Annual Work Program (One position)			
Dockless Scooter Share Program (One position)			
Transportation Project Delivery Support (One position)			
Traffic and Street Maintenance Support (One position)			
Failed Streets Reconstruction Program (Four positions)			
Traffic Signals Support (Two positions)			
Transit Services Analysis - Phase One (Two positions)			
Bus Speed Improvement Projects / Metro Support (One position)			
SG: (\$26,783,885)			
Related Costs: (\$12,225,837)			

Program Changes	Direct Cost	Positions	Total Cost
Changes in Salaries, Expense, Equipment, and Special			
Continuation of Services			
7. Metro Annual Work Program Continue funding and resolution authority for 51 positions consisting of two Accountants, one Senior Accountant I, five Traffic Officer IIs, two Senior Traffic Supervisor Is, four Signal Systems Electricians, four Transportation Engineers, 15 Transportation Engineering Associate (TEA) IIs, 12 TEA IIIs, three TEA IVs, one Senior Management Analyst II, and two Management Analysts to support the Los Angeles Metropolitan Transportation Authority (Metro) Annual Work Program. One Transportation Planning Associate II is not continued. Funding is provided by the Proposition C Anti-Gridlock Transit Fund (\$1,453,755) and the Measure M Local Return Fund (\$3,762,820), and the costs will be fully reimbursed by Metro. See related items in the Bureaus of Contract Administration, Engineering, Street Lighting, and Street Services. Related costs consist of employee benefits. SG: \$5,216,575 Related Costs: \$2,478,318	5,216,575	-	7,694,893
8. LAWA LAMP and Coastal Review Plan Support Continue funding and resolution authority for three positions consisting of one Transportation Engineer and two Transportation Engineering Associate IIIs. These positions will support the Los Angeles World Airports (LAWA) with the review of environmental impact documentation and the design and implementation of transportation improvement projects related to the Landside Access Modernization Program (LAMP). In addition, one Transportation Engineering Associate III will review plans for potential new developments for West Los Angeles and the coastal transportation corridor as needed. Funding for one Transportation Engineering Associate III is provided by the Coastal Transportation Corridor Trust Fund and will be fully reimbursed by the Department of Airports. Funding for the Transportation Engineer and the Transportation Engineering Associate III will be fully reimbursed by the Department of Airports. Related costs consist of employee benefits. SG: \$360,748 Related Costs: \$163,971	360,748	-	524,719

Transportation

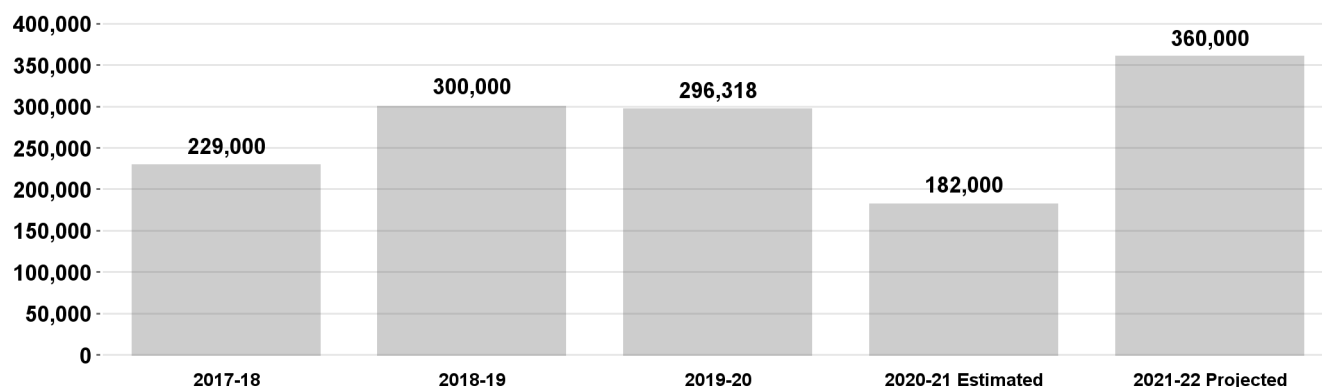
Program Changes	Direct Cost	Positions	Total Cost
Changes in Salaries, Expense, Equipment, and Special			
Continuation of Services			
9. Complete Streets and Vision Zero Corridors Add funding and continue resolution authority for six positions consisting of four Transportation Engineering Associate IIs, one Transportation Engineering Associate III, and one Signal Systems Electrician to support the design, construction, and inspection of Complete Streets and Vision Zero corridor projects. Funding is provided by the Measure M Local Return Fund. See related Bureaus of Engineering, Street Lighting, and Street Services items. Related costs consist of employee benefits. <i>SG: \$616,606</i> <i>Related Costs: \$292,542</i>	616,606	-	909,148
Restoration of Services			
10. Restoration of One-Time Expense Funding Restore funding in the Printing and Binding, Contractual Services, Signal Services and Repair, and Office and Administrative accounts that were reduced on a one-time basis in the 2020-21 Budget. <i>EX: \$785,650</i>	785,650	-	785,650
Separation Incentive Program			
11. Separation Incentive Program Cash Payment Add one-time funding in the Salaries General Account to pay for the balance of the Separation Incentive Program cash payment for 130 participants. Partial funding is provided by various special funds (\$2,285,267). <i>SG: \$6,704,987</i>	6,704,987	-	6,704,987
12. Separation Incentive Program Delete funding and regular authority for 66 positions as a result of the Separation Incentive Program (SIP). Resolution authority positions that are not continued as part of SIP are reflected in the Deletion of Funding for Resolution Authorities item. Partial funding is provided by various special funds (\$2,898,712). Related costs consist of employee benefits. <i>SG: (\$5,876,975)</i> <i>Related Costs: (\$2,912,300)</i>	(5,876,975)	(66)	(8,789,275)
13. Separation Incentive Program - Alternative Reduction Reduce funding in the Salaries General and Paint and Sign Maintenance and Repairs accounts, as a one-time budget reduction, as an alternative to deleting position authorities that were vacated due to the Separation Incentive Program. <i>SG: (\$171,745) EX: (\$211,000)</i>	(382,745)	-	(382,745)
TOTAL CHANGES APPLICABLE TO VARIOUS PROGRAMS	(3,579,844)	(66)	

Sustainable Transportation

Priority Outcome: Create a more livable and sustainable city

This program includes sustainable transportation programs which promote fuel efficiency and vehicle emission controls and create options to decrease dependency on fossil fuels, air pollution, and traffic congestion. In the short term, this program includes the following shared use mobility option services: Vehicles for Hire, Bikeshare, Carshare, and autonomous vehicles.

Number of Bike Trips Per Year



Program Changes	Direct Cost	Positions	Total Cost
Changes in Salaries, Expense, Equipment, and Special			
Apportionment of Changes Applicable to Various Programs	(980,542)	(1)	(1,657,047)
Related costs consist of employee benefits.			
SG: (\$983,542) EX: \$3,000			
Related Costs: (\$676,505)			
Continuation of Services			
14. Bikeshare and Carshare Programs	196,474	-	290,930
Continue funding and resolution authority for two positions consisting of one Management Analyst and one Transportation Planning Associate II to support the Bikeshare and Carshare Programs. The Management Analyst provides oversight and management of the City's Carshare Program including the Electric Vehicle Carshare pilot program. The Transportation Planning Associate II provides oversight and management of the Bikeshare program, which is a regional partnership with the Los Angeles Metropolitan Transportation Authority. Funding is provided by the Mobile Source Air Pollution Reduction Fund. Related costs consist of employee benefits.			
SG: \$196,474			
Related Costs: \$94,456			
15. Electric Vehicle Infrastructure Resources	297,993	-	440,785
Continue funding and resolution authority for three positions consisting of one Transportation Engineering Associate III, one Management Analyst, and one Planning Assistant to plan and deliver on-street and off-street electric vehicle infrastructure. Funding is provided by the Measure M Local Return Fund. Related costs consist of employee benefits.			
SG: \$297,993			
Related Costs: \$142,792			

Sustainable Transportation

Program Changes		Direct Cost	Positions	Total Cost
Changes in Salaries, Expense, Equipment, and Special				
Continuation of Services				
16. Dockless Scooter Share Program		407,820	-	615,824
Continue funding and resolution authority for five positions consisting of two Transportation Planning Associate IIs, one Data Analyst I, one Administrative Clerk, and one Planning Assistant to manage the Citywide dockless scooter share program. One Data Analyst I is not continued. Funding is provided by the fees paid by participating companies collected through the Permit Parking Program Revenue Fund. Related costs consist of employee benefits. SG: \$407,820 Related Costs: \$208,004				
17. Autonomous Vehicle Demonstrations		208,450	-	306,948
Continue funding and resolution authority for two positions consisting of one Supervising Transportation Planner I and one Management Analyst to support the preparation of the City's automated traffic and surveillance infrastructure for connected and autonomous vehicles. Funding is provided by the Measure M Local Return Fund. Related costs consist of employee benefits. SG: \$208,450 Related Costs: \$98,498				
18. Dockless Mobility Enforcement		308,330	-	454,610
Continue funding and resolution authority for three positions consisting of one Senior Transportation Investigator, one Transportation Investigator, and one Supervising Transportation Planner I to serve as the enforcement unit and to manage the operations of the LADOT Dockless On-Demand Personal Mobility Program. Funding is provided by the fees paid by participating companies collected through the Permit Parking Program Revenue Fund. Related costs consist of employee benefits. SG: \$308,330 Related Costs: \$146,280				
19. Taxicab Ambulance Vehicle for Hire Information System		210,000	-	210,000
Add one-time funding in the Contractual Services Account for the annual maintenance and support of the Taxicab Ambulance Vehicle for Hire Information System (TAVIS). Funding for TAVIS is supported by an Annual Technology Fee from companies and drivers for current for-hire vehicles and transportation modes. EX: \$210,000				

Sustainable Transportation

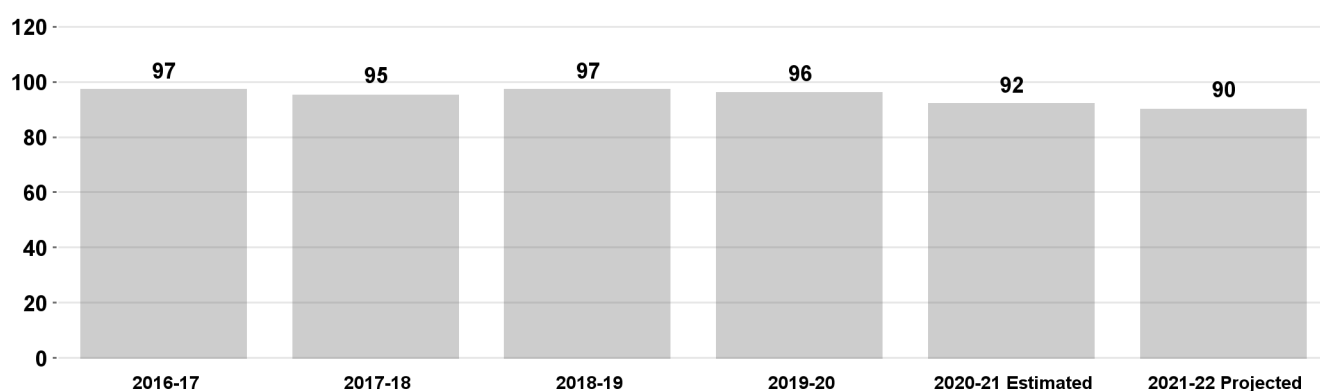
Program Changes	Direct Cost	Positions	Total Cost
Changes in Salaries, Expense, Equipment, and Special			
Increased Services			
20. Dockless Mobility Enforcement Expenses Add one-time funding in the Overtime General (\$65,000), Contractual Services (\$1,318,110), and Office and Administrative (\$64,500) accounts to support dockless mobility enforcement efforts. Funding will support existing staff to manage deployment, conduct community engagement and outreach, dispatch personnel to problem sites, and manage the enforcement of misplaced vehicles and potential impounding of vehicles. Funding is provided by dockless mobility funds from the Permit Parking Program Revenue Fund. <i>SOT: \$65,000 EX: \$1,382,610</i>	1,447,610	-	1,447,610
TOTAL Sustainable Transportation	2,096,135	(1)	
2020-21 Program Budget	3,926,444	28	
Changes in Salaries, Expense, Equipment, and Special	2,096,135	(1)	
2021-22 PROGRAM BUDGET	6,022,579	27	

Transportation Planning and Land Use

Priority Outcome: Create a more livable and sustainable city

This program develops long-range transportation plans that become part of the City's Community and Specific plans. Community and Specific plans are then used as a blueprint to implement transportation projects and programs that are consistent with City policy. This program also provides traffic studies for both City Departments and private developers who seek permit approval from the Department of Transportation relative to the identification of traffic impacts and solutions required for traffic mitigation and CEQA clearance. The following services are provided: 1. Collection and administration of developer trip fees in specific plan areas to implement transportation improvements; 2. Development of long-range transportation plans to implement transportation projects citywide; 3. Case processing of traffic studies as part of a CEQA clearance purpose to identify project-related traffic impacts and recommend appropriate mitigation solutions for proposed development projects; 4. Issuance of B-permit sign-offs, driveway permits, building permit sign-offs, and condition clearance for proposed developments.

Percent of Traffic Studies Processed within 90 Business Days



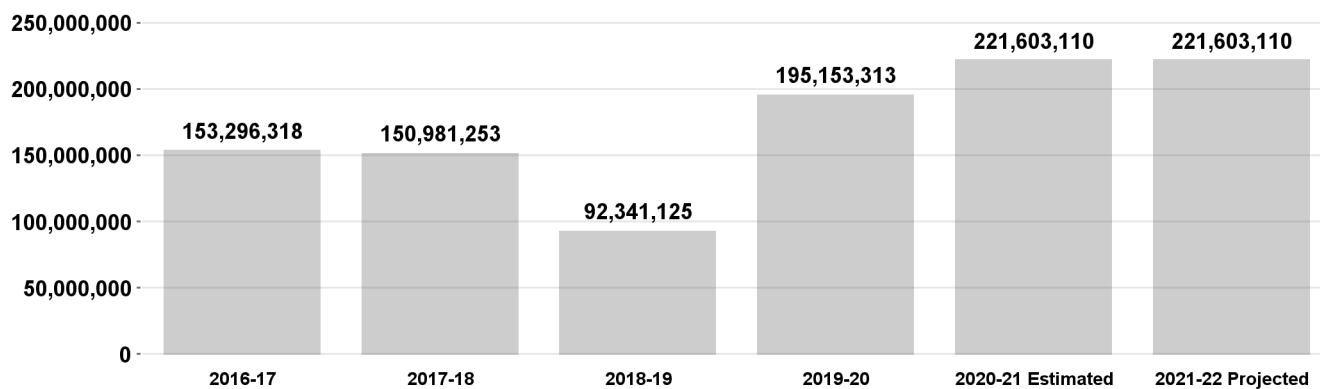
Program Changes	Direct Cost	Positions	Total Cost
Changes in Salaries, Expense, Equipment, and Special			
Apportionment of Changes Applicable to Various Programs	505,475	(2)	480,624
Related costs consist of employee benefits.			
SG: \$504,475 EX: \$1,000			
Related Costs: (\$24,851)			
Increased Services			
21. Curb Asset Management System	1,600,000	-	1,600,000
Add one-time funding in the Contractual Services Account for the development of a curb asset management system and integration with other systems that detect use and activities performed at curb zones.			
EX: \$1,600,000			
TOTAL Transportation Planning and Land Use	2,105,475	(2)	
2020-21 Program Budget	3,920,027	35	
Changes in Salaries, Expense, Equipment, and Special	2,105,475	(2)	
2021-22 PROGRAM BUDGET	6,025,502	33	

Transportation Infrastructure and Project Delivery

Priority Outcome: Create a more livable and sustainable city

This program is responsible for the implementation of grant funded capital transportation projects as well as providing coordination services with other City departments and outside agencies.

Total Value of Active Projects



Program Changes	Direct Cost	Positions	Total Cost
Changes in Salaries, Expense, Equipment, and Special			
Apportionment of Changes Applicable to Various Programs	(2,437,523)	(1)	(3,763,146)
Related costs consist of employee benefits.			
SG: (\$2,437,523)			
Related Costs: (\$1,325,623)			
Continuation of Services			
22. Transportation Project Delivery Support	2,453,893	-	3,591,688
Continue funding and resolution authority for 22 positions consisting of two Transportation Engineers, nine Transportation Engineering Associate IIs, seven Transportation Engineering Associate IIIs, one Transportation Engineering Associate IV, one Management Analyst, one Senior Transportation Engineer, and one Senior Accountant II to support the implementation and management of highway and transportation capital grant-funded projects. One Transportation Engineer is not continued. Funding is provided by the Proposition C Anti-Gridlock Transit Fund and will be reimbursed by the various grantors as part of the Transportation Grant Annual Work Program. Related costs consist of employee benefits.			
SG: \$2,453,893			
Related Costs: \$1,137,795			

Transportation Infrastructure and Project Delivery

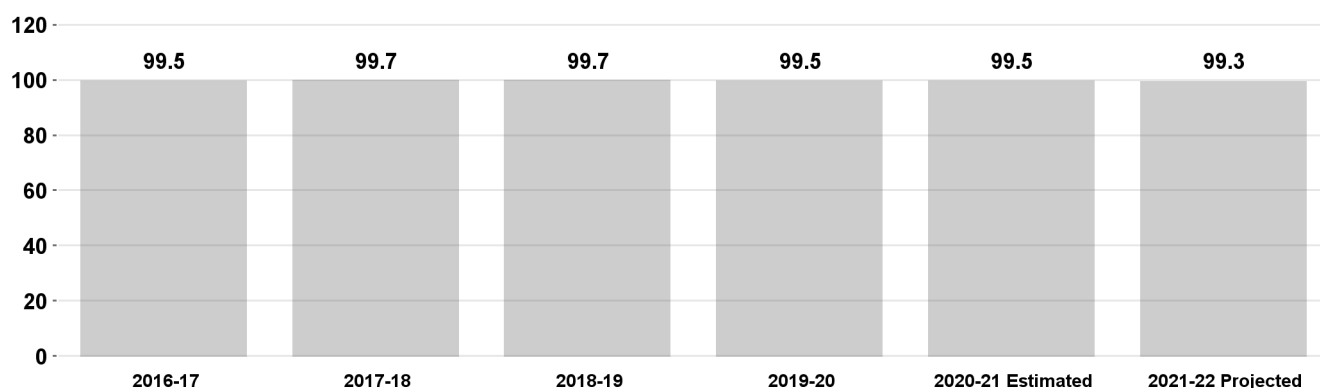
Program Changes		Direct Cost	Positions	Total Cost
Changes in Salaries, Expense, Equipment, and Special				
Continuation of Services				
23. Affordable Housing and Sustainable Communities Grant		213,372	-	313,531
Continue funding and resolution authority for two positions consisting of one Transportation Engineering Associate III and one Transportation Planning Associate II to provide planning and grant application support for the Affordable Housing and Sustainable Communities (AHSC) program. The positions will serve on an inter-departmental team to focus on the annual AHSC grant cycle. See related Bureau of Engineering and Housing Department items. Related costs consist of employee benefits. SG: \$213,372 Related Costs: \$100,159				
24. AHSC Grant Implementation		217,014	-	318,402
Continue funding and resolution authority for two positions consisting of one Transportation Engineering Associate III and one Transportation Engineering Associate II to lead the implementation and project delivery phase of the Affordable Housing and Sustainable Communities Grant program. These positions are fully reimbursed by grant funds. See related Bureau of Engineering and Housing Department items. Related costs consist of employee benefits. SG: \$217,014 Related Costs: \$101,388				
TOTAL Transportation Infrastructure and Project Delivery		446,756	(1)	
2020-21 Program Budget		4,459,360	17	
Changes in Salaries, Expense, Equipment, and Special		446,756	(1)	
2021-22 PROGRAM BUDGET		4,906,116	16	

Parking Facilities, Meters, and Operations

Priority Outcome: Create a more livable and sustainable city

This program supports the operation and maintenance of City-owned parking lots, management of the City's on-street parking meters, and administration of the City's Permit Parking Service. This program also assists in the development of various mixed-use projects relative to City-owned parking lots in coordination with other City and governmental agencies and private developers. Lastly, this program includes meter security functions for parking meter coin collection and oversight of the coin counting for over 38,000 parking meters.

Percent of Time Parking Meters are Functioning Properly



Program Changes	Direct Cost	Positions	Total Cost
Changes in Salaries, Expense, Equipment, and Special			
Apportionment of Changes Applicable to Various Programs	68,073	(10)	(392,174)
Related costs consist of employee benefits.			
SG: \$68,073			
Related Costs: (\$460,247)			
Continuation of Services			
25. Parking and Electric Vehicle Infrastructure	136,193	-	196,231
Continue funding and resolution authority for one Environmental Affairs Officer to develop and implement Citywide electric vehicle charging policies. Funding is provided by the Mobile Source Air Pollution Reduction Fund. Related costs consist of employee benefits.			
SG: \$136,193			
Related Costs: \$60,038			
TOTAL Parking Facilities, Meters, and Operations	204,266	(10)	
2020-21 Program Budget	6,655,674	77	
Changes in Salaries, Expense, Equipment, and Special	204,266	(10)	
2021-22 PROGRAM BUDGET	6,859,940	67	

Parking Enforcement Services

Priority Outcome: Create a more livable and sustainable city

This program employs full-time Traffic Officers who enforce parking restrictions found in state and City codes.

The Parking Enforcement Services program also provides traffic control services during peak periods at heavily congested intersections, during emergencies, and whenever signals fail.

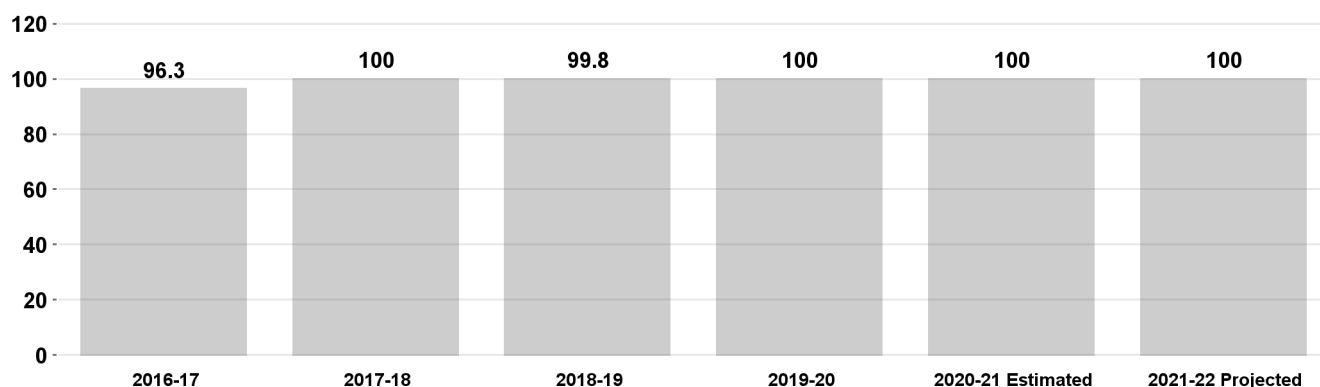
Program Changes	Direct Cost	Positions	Total Cost
Changes in Salaries, Expense, Equipment, and Special			
Apportionment of Changes Applicable to Various Programs	7,828,497	(4)	7,495,903
Related costs consist of employee benefits.			
SG: \$8,126,497 EX: (\$298,000)			
Related Costs: (\$332,594)			
Continuation of Services			
26. Hollywood Sign Enforcement	958,300	-	1,478,748
Continue funding and resolution authority for 14 Traffic Officer IIs to provide traffic enforcement around the Hollywood Sign to address traffic and public safety issues. Related costs consist of employee benefits.			
SG: \$958,300			
Related Costs: \$520,448			
27. Traffic Officer Supervision and Support	484,648	-	760,801
Continue funding and resolution authority for eight positions consisting of three Senior Traffic Supervisor Is and five Administrative Clerks. The Senior Traffic Supervisor I positions provide additional supervision to the High Priority Scofflaw Unit and the Crossing Guard Program. The Administrative Clerks provide area offices with administrative support and allow Senior Traffic Supervisors to spend more time in the field. Related costs consist of employee benefits.			
SG: \$484,648			
Related Costs: \$276,153			
TOTAL Parking Enforcement Services	9,271,445	(4)	
2020-21 Program Budget	60,425,872	756	
Changes in Salaries, Expense, Equipment, and Special	9,271,445	(4)	
2021-22 PROGRAM BUDGET	69,697,317	752	

Parking Citation Processing Services

Priority Outcome: Create a more livable and sustainable city

This program is responsible for processing all parking citations issued by the City of Los Angeles for stopped vehicles in violation of California and City codes. In addition, this program provides adjudication services for motorists who contest parking citations issued by the City of Los Angeles.

Initial Parking Citation Review Rate within 240-Days (percentage)



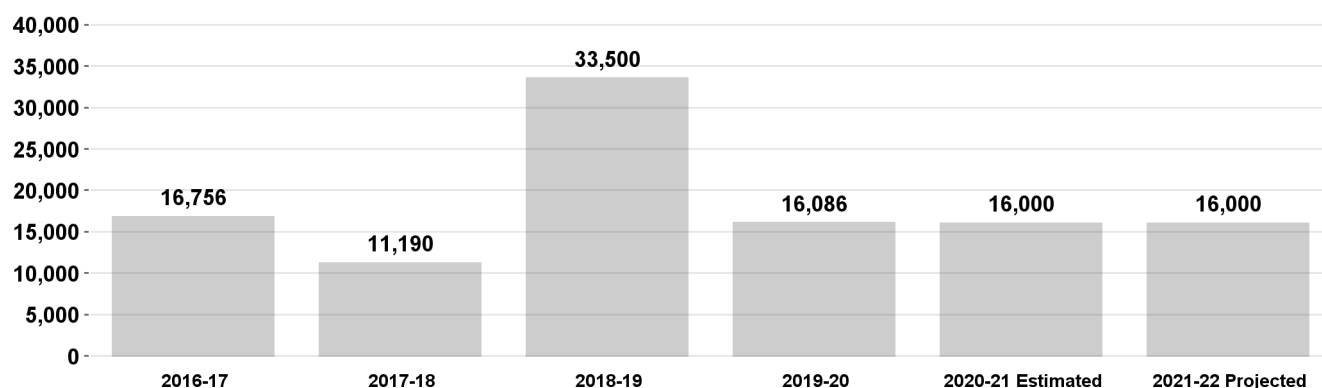
Program Changes	Direct Cost	Positions	Total Cost
Changes in Salaries, Expense, Equipment, and Special			
Apportionment of Changes Applicable to Various Programs	640,471	(5)	391,896
Related costs consist of employee benefits.			
SG: \$30,471 EX: \$610,000			
Related Costs: (\$248,575)			
Continuation of Services			
28. Community Assistance Parking Program	122,779	-	192,363
Continue funding and resolution authority for two positions consisting of one Management Assistant and one Senior Administrative Clerk to support the Community Assistance Parking Program which allows homeless individuals with open and unpaid parking citations to pay their citations by providing community services. Related costs consist of employee benefits.			
SG: \$122,779			
Related Costs: \$69,584			
TOTAL Parking Citation Processing Services	763,250	(5)	
2020-21 Program Budget	14,053,740	55	
Changes in Salaries, Expense, Equipment, and Special	763,250	(5)	
2021-22 PROGRAM BUDGET	14,816,990	50	

Streets and Sign Management

Priority Outcome: Create a more livable and sustainable city

This program includes the design and installation of traffic markings on repaved streets, installation and maintenance of traffic safety and street name signs, temporary sign postings, and the design and installation of pavement markings that includes lane striping, traffic markings on streets and curbs, and Citywide mark-out. This program also coordinates with the Bureau of Street Services to schedule work crews to install pavement and curb markings in conjunction with street resurfacings.

Number of Sign Maintenance & Installation Projects Completed



Program Changes	Direct Cost	Positions	Total Cost
Changes in Salaries, Expense, Equipment, and Special			
Apportionment of Changes Applicable to Various Programs	(2,432,497)	(10)	(4,562,631)
Related costs consist of employee benefits.			
SG: (\$2,224,497) EX: (\$208,000)			
Related Costs: (\$2,130,134)			
Continuation of Services			
29. Vision Zero Street and Safety Improvements	182,465	-	300,339
Continue funding and resolution authority for four Maintenance Laborers to perform street maintenance and safety improvement projects to facilitate implementation of the Vision Zero objectives. Funding is provided by the Measure R Local Return Fund. See related Bureaus of Engineering, Street Lighting, and Street Services items. Related costs consist of employee benefits.			
SG: \$182,465			
Related Costs: \$117,874			

Streets and Sign Management

Program Changes	Direct Cost	Positions	Total Cost
Changes in Salaries, Expense, Equipment, and Special			
Continuation of Services			
30. Traffic and Street Maintenance Support Continue funding and resolution authority for 13 positions consisting of five Traffic Painter and Sign Poster IIs, five Traffic Painter and Sign Poster IIIs, one Traffic Marking and Sign Superintendent I, one Civil Engineering Drafting Technician, and one Transportation Engineering Associate III to support critical maintenance of signs and traffic control devices to reduce accidents on public streets. One Civil Engineering Drafting Technician is not continued. These positions also support the Pavement Preservation Program by installing striping on streets which have been resurfaced or slurried. Funding is provided by the Proposition C Anti-Gridlock Transit Improvement Fund. Related costs consist of employee benefits. <i>SG: \$993,747</i> <i>Related Costs: \$518,338</i>	993,747	-	1,512,085
31. Film Industry Support Continue funding and resolution authority for four positions consisting of one Traffic Marking and Sign Superintendent I and three Maintenance Laborers to provide additional temporary sign posting support for the film industry. These positions are partially reimbursed by filming permit fees. Related costs consist of employee benefits. <i>SG: \$218,680</i> <i>Related Costs: \$130,096</i>	218,680	-	348,776
32. Temporary Sign Resources Continue funding and resolution authority for two Administrative Clerks to support the increased demand for temporary sign posting and removal requests. Related costs consist of employee benefits. <i>SG: \$84,542</i> <i>Related Costs: \$56,679</i>	84,542	-	141,221
33. Failed Streets Reconstruction Program Continue funding and resolution authority for 12 positions consisting of eight Traffic Painter and Sign Poster IIs and four Maintenance Laborers for two crews to support the Failed Street Reconstruction Program. Four Traffic Painter and Sign Poster IIs are not continued. Funding is provided by the Measure M Local Return Fund (\$367,359) and the Street Damage Restoration Fee Fund (\$367,359). See related Bureaus of Engineering and Street Services, and Department of General Services items. Related cost consist of employee benefits. <i>SG: \$734,718</i> <i>Related Costs: \$416,844</i>	734,718	-	1,151,562

Streets and Sign Management

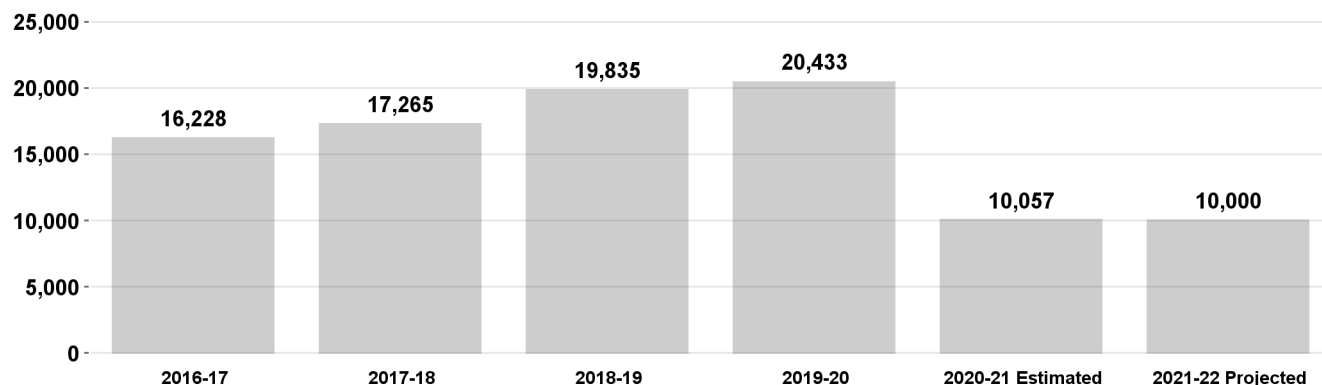
Program Changes	Direct Cost	Positions	Total Cost
Changes in Salaries, Expense, Equipment, and Special			
Continuation of Services			
34. Complete Streets - Striping Continue funding and resolution authority for six positions consisting of two Maintenance Laborers, two Traffic Painter and Sign Poster IIs, and two Traffic Painter and Sign Poster IIIs to support the striping and mark-out work for the project corridors approved in the second round of Complete Streets projects. Funding is provided by the Measure M Local Return Fund. Related costs consist of employee benefits. SG: \$381,337 Related Costs: \$213,139	381,337	-	594,476
TOTAL Streets and Sign Management	162,992	(10)	
2020-21 Program Budget	22,499,194	134	
Changes in Salaries, Expense, Equipment, and Special	162,992	(10)	
2021-22 PROGRAM BUDGET	22,662,186	124	

District Offices

Priority Outcome: Create a more livable and sustainable city

This program operates Department of Transportation District Offices at six locations. District Office staff are responsible for investigating the need for and authorizing the installation of traffic signals, stop signs, regulatory, guide, and warning signs, crosswalks, pavement markings, and parking regulations. District Office staff also attend meetings with other governmental agencies and public meetings that include Council Offices, homeowner associations, school staff, developers, and Chambers of Commerce to discuss traffic congestion and traffic safety on local streets and highways.

Number of Service Requests Closed



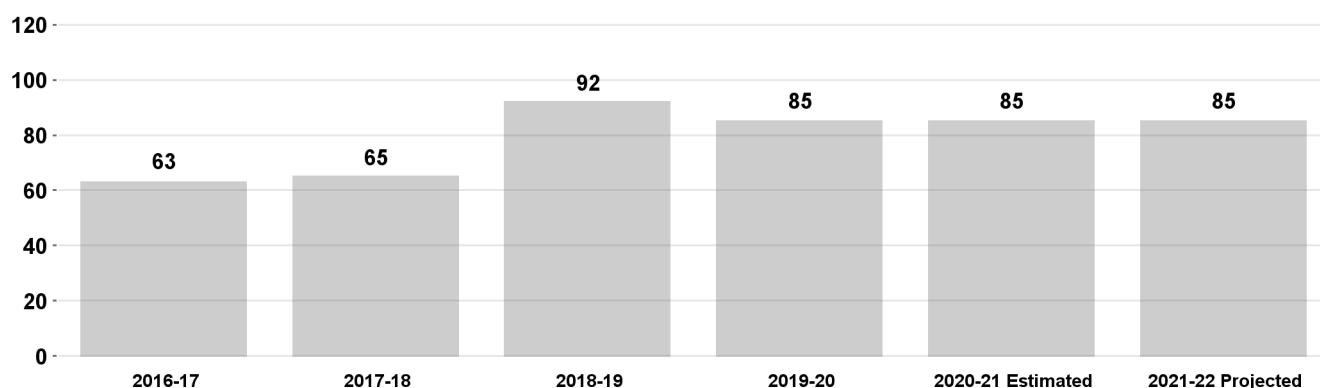
Program Changes	Direct Cost	Positions	Total Cost
Changes in Salaries, Expense, Equipment, and Special			
Apportionment of Changes Applicable to Various Programs	(1,460,023)	(3)	(1,724,543)
Related costs consist of employee benefits.			
SG: \$90,977 SOT: (\$355,000) EX: (\$1,196,000)			
Related Costs: (\$264,520)			
Continuation of Services			
35. Speed Hump Program	388,288	-	575,628
Continue funding and resolution authority for four positions consisting of one Transportation Engineer, one Transportation Engineering Associate II, one Transportation Engineering Aide II, and one Transportation Engineering Aide I to support the implementation of the Speed Hump Program. Funding is provided by Measure R Local Return Fund (\$308,849) and the Measure M Local Return Fund (\$79,439). Related costs consist of employee benefits.			
SG: \$388,288			
Related Costs: \$187,340			
TOTAL District Offices	(1,071,735)	(3)	
2020-21 Program Budget	6,139,932	42	
Changes in Salaries, Expense, Equipment, and Special	(1,071,735)	(3)	
2021-22 PROGRAM BUDGET	5,068,197	39	

Traffic Signals and Systems

Priority Outcome: Create a more livable and sustainable city

This program is responsible for the design, construction, maintenance, and operation of the City's traffic signal system. The City's traffic signal system includes the Automated Traffic Surveillance and Control (ATSAC) system, which makes it possible for City staff to remotely control traffic signals from a single location. This program also provides the following services: 1. Signal repair and maintenance of existing traffic signals; 2. New signal construction; 3. ATSAC and Signal Operation Services; and 4. Installation of traffic signal loops.

Percent of Signal Calls Responded to Within One Hour



Program Changes	Direct Cost	Positions	Total Cost
Changes in Salaries, Expense, Equipment, and Special			
Apportionment of Changes Applicable to Various Programs	(6,547,728)	(17)	(11,193,571)
Related costs consist of employee benefits.			
SG: (\$6,665,378) EX: \$117,650			
Related Costs: (\$4,645,843)			
Continuation of Services			
36. Vision Zero Traffic Signal Construction Program	737,713	-	1,113,348
Continue funding and resolution authority for nine positions consisting of two Assistant Signal Systems Electricians, two Cement Finishers, two Electrical Craft Helpers, two Signal Systems Electricians, and one Signal Systems Supervisor I to support the traffic signal construction workload for new traffic signals Citywide. Funding is provided by the Measure M Local Return Fund. See related Bureaus of Engineering, Street Lighting, and Street Services items. Related costs consist of employee benefits.			
SG: \$737,713			
Related Costs: \$375,635			

Traffic Signals and Systems

Program Changes		Direct Cost	Positions	Total Cost
Changes in Salaries, Expense, Equipment, and Special				
Continuation of Services				
37. Traffic Signals Support		7,134,692	-	10,555,906
<p>Continue funding and resolution authority for 72 positions consisting of one Cement Finisher, two Electrical Craft Helpers, three Assistant Signal Systems Electricians, 21 Signal Systems Electricians, two Signal System Supervisor Is, one Graphic Designer II, three Transportation Engineers, six Civil Engineering Drafting Technicians, 19 Transportation Engineering Associate IIs, 11 Transportation Engineering Associate IIIs, two Transportation Engineering Associate IVs, and one Senior Transportation Engineer. One Civil Engineering Drafting Technician and one Transportation Engineering Associate II are not continued. These positions support the ongoing workload for design, construction, maintenance, and operations of all traffic signals to ensure the traffic network and the City's Automated Traffic Surveillance and Control infrastructure is working effectively. Seven of these positions support the Los Angeles Metropolitan Transportation Authority (Metro) Annual Work Program and will be fully reimbursed by Metro. Funding is provided by the Proposition C Anti-Gridlock Transit Fund (\$6,946,404) and the Proposition A Local Transit Assistance Fund (\$188,288). Partial reimbursement for 40 positions is provided by various grantors as part of the Transportation Grant Fund Work</p> <p>SG: \$7,134,692</p> <p>Related Costs: \$3,421,214</p>				
38. Safety-Related Traffic Signal Construction		-	-	-
<p>Continue resolution authority for five positions consisting of four Transportation Engineering Associate IIs and one Signal Systems Electrician to support the accelerated design, construction, and inspection of safety-related traffic signal projects. Funding will be provided through interim appropriations from the Road Maintenance and Rehabilitation Program Special Fund (SB1).</p>				
39. DWP Water Trunk Line Program - Traffic Signals		631,760	-	929,417
<p>Continue funding and resolution authority for six positions consisting of one Signal Systems Electrician, one Transportation Engineer, and four Transportation Engineering Associate IIs. These positions support the Department of Water and Power (DWP) water trunk line construction program. All costs for this program are fully reimbursed by DWP. Related costs consist of employee benefits.</p> <p>SG: \$631,760</p> <p>Related Costs: \$297,657</p>				

Traffic Signals and Systems

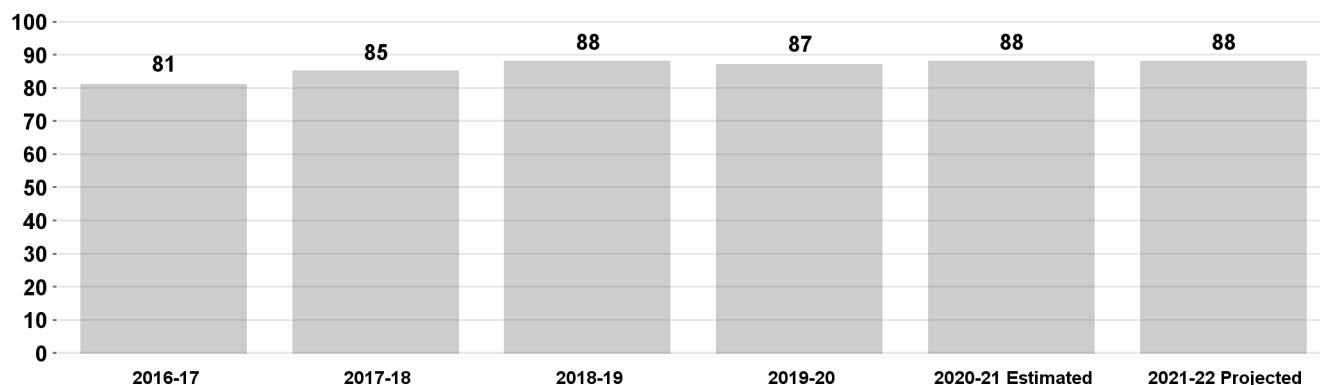
TOTAL Traffic Signals and Systems	1,956,437	(17)
2020-21 Program Budget	24,085,724	142
Changes in Salaries, Expense, Equipment, and Special	1,956,437	(17)
2021-22 PROGRAM BUDGET	26,042,161	125

Public Transit Services

Priority Outcome: Create a more livable and sustainable city

This program provides several public transit services, including Commuter Express; Community DASH; specialized transit for the elderly and mobility-impaired residents; and charter bus services. Commuter Express provides weekday peak-hour commuter services to and from suburban areas. Community DASH is a local, community-based shuttle bus that operates in several communities.

Percent of LADOT Transit On-Time Arrivals



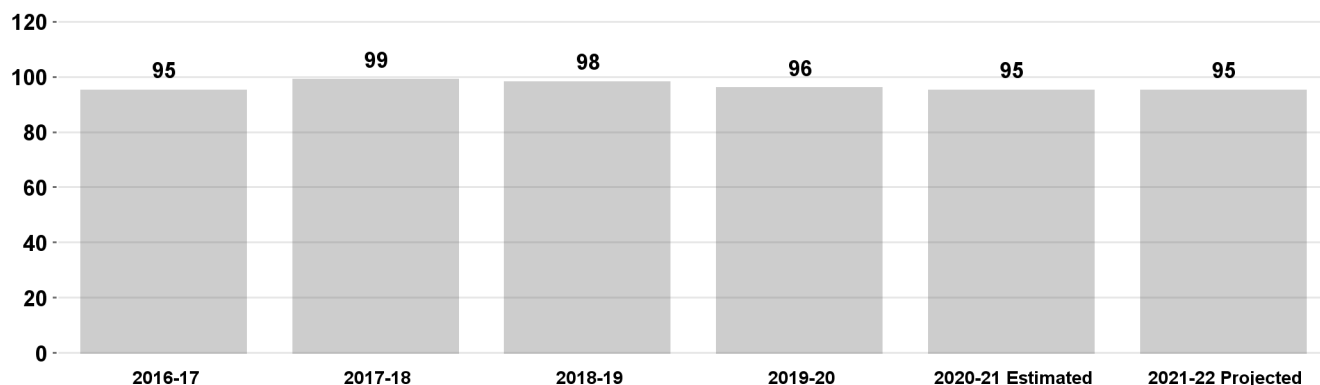
Program Changes	Direct Cost	Positions	Total Cost
Changes in Salaries, Expense, Equipment, and Special			
Apportionment of Changes Applicable to Various Programs	(364,925)	(5)	(896,180)
Related costs consist of employee benefits.			
SG: (\$364,925)			
Related Costs: (\$531,255)			
Continuation of Services			
40. Transit Services Analysis - Phase One	502,316	-	742,213
Continue funding and resolution authority for five positions consisting of two Transportation Planning Associate IIs, two Equipment Specialist Is, and one Senior Management Analyst I to provide program support, project management, and maintenance support for the additional vehicles needed to implement Phase One of the Transit Service Analysis multiyear expansion. Two Transportation Planning Associate IIs are not continued. Funding is provided by the Proposition A Local Transit Assistance Fund. Related costs consist of employee benefits.			
SG: \$502,316			
Related Costs: \$239,897			
TOTAL Public Transit Services	137,391	(5)	
2020-21 Program Budget	4,853,920	42	
Changes in Salaries, Expense, Equipment, and Special	137,391	(5)	
2021-22 PROGRAM BUDGET	4,991,311	37	

Major Project Coordination

Priority Outcome: Create a more livable and sustainable city

This program is responsible for the implementation of large public, joint-agency transportation projects. Program staff provides coordination, design review, and other services to assist in significant construction projects. Program staff also implements temporary traffic management measures to minimize the impact of major construction projects on transit, pedestrians, cyclists, and motorists.

Percent of Metro Plans Reviewed within 20 Business Days



Program Changes	Direct Cost	Positions	Total Cost
Changes in Salaries, Expense, Equipment, and Special			
Apportionment of Changes Applicable to Various Programs	712,678	-	933,454
Related costs consist of employee benefits. SG: \$727,678 EX: (\$15,000) Related Costs: \$220,776			
Continuation of Services			
41. DWP Water Trunk Line Program - Construction	101,816	-	150,252
Continue funding and resolution authority for one Transportation Engineering Associate II to support the construction workload associated with the Department of Water and Power (DWP) water trunk line construction program. All costs for this position will be fully reimbursed by DWP. Related costs consist of employee benefits. SG: \$101,816 Related Costs: \$48,436			
42. Bus Speed Improvement Projects / Metro Support	245,550	-	356,569
Continue funding and resolution authority for two positions consisting of one Transportation Engineering Associate III and one Transportation Engineer to support the Los Angeles Metropolitan Transportation Authority's (Metro) transit improvement projects. One Transportation Engineering Associate II is not continued. Funding is provided by the Proposition C Anti-Gridlock Transit Improvement Fund and the costs will be fully reimbursed by Metro. Related costs consist of employee benefits. SG: \$245,550 Related Costs: \$111,019			

Major Project Coordination

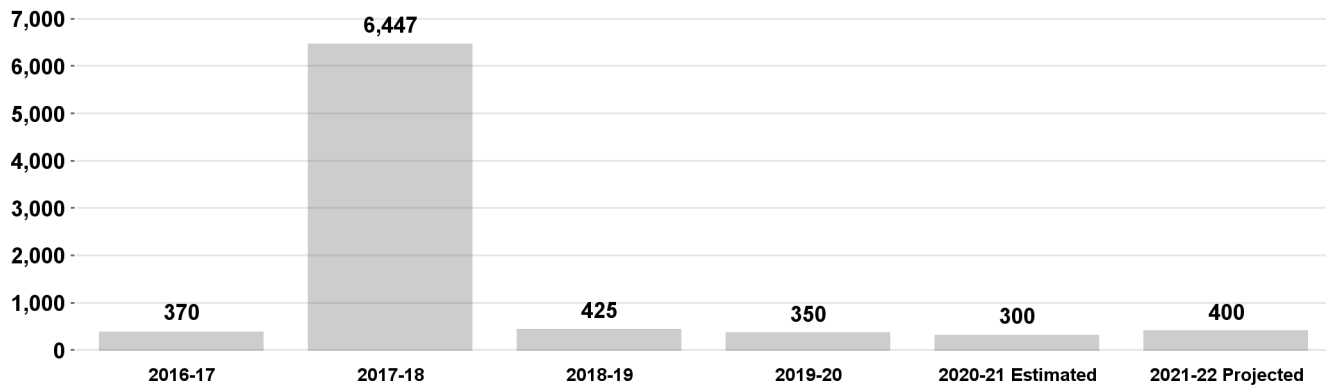
TOTAL Major Project Coordination	1,060,044	-
2020-21 Program Budget	4,889,247	13
Changes in Salaries, Expense, Equipment, and Special	1,060,044	-
2021-22 PROGRAM BUDGET	5,949,291	13

Emergency Management and Special Events

Priority Outcome: Create a more livable and sustainable city

This program plans, coordinates, and implements traffic management plans for Special Events and Emergency Response citywide.

Number of Special Events Requiring Traffic Engineering



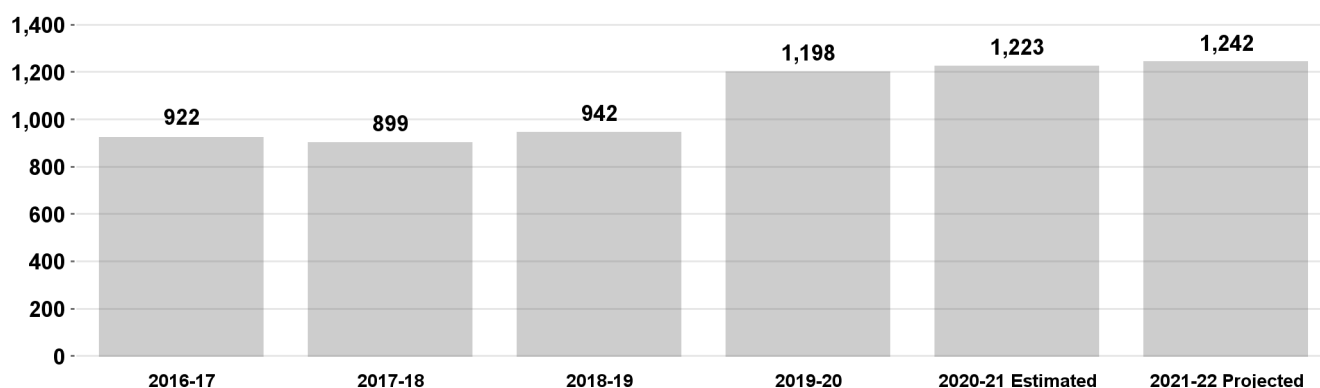
Program Changes	Direct Cost	Positions	Total Cost
Changes in Salaries, Expense, Equipment, and Special			
Apportionment of Changes Applicable to Various Programs	188,432	(1)	170,037
Related costs consist of employee benefits.			
SG: \$188,432			
Related Costs: (\$18,395)			
TOTAL Emergency Management and Special Events	188,432	(1)	
2020-21 Program Budget	2,776,152	9	
Changes in Salaries, Expense, Equipment, and Special	188,432	(1)	
2021-22 PROGRAM BUDGET	2,964,584	8	

Active Transportation

Priority Outcome: Create a more livable and sustainable city

This program focuses on bicycle and pedestrian projects and programs. The Bicycle Initiative Implementation subprogram includes the planning, public outreach, coordination, design, installation, and maintenance of new bike lanes, bikeways, bike paths, bicycle-friendly streets, and sharrows (shared lane bicycle markings). The Pedestrian Plan Implementation subprogram consists of the planning, public outreach, coordination, design, installation, and maintenance of projects that facilitate pedestrian movement and safety.

Number of Miles of Bike Lanes and Paths in the City



Program Changes	Direct Cost	Positions	Total Cost
Changes in Salaries, Expense, Equipment, and Special			
Apportionment of Changes Applicable to Various Programs	94,763	-	(141,500)
Related costs consist of employee benefits. SG: \$91,763 EX: \$3,000 Related Costs: (\$236,263)			
Continuation of Services			
43. Great Streets Initiative	521,014	-	767,221
Continue funding and resolution authority for five positions consisting of one Supervising Transportation Planner I, two Transportation Engineering Associate IIIs, one Transportation Planning Associate II, and one Transportation Planning Associate I. These positions manage and coordinate Great Streets projects, design, install, and oversee streetscape improvements, and conduct community outreach. Funding is provided by the Measure R Local Return Fund (\$410,865) and the Measure M Local Return Fund (\$110,149). See related Bureaus of Street Services and Engineering items. Related costs consist of employee benefits. SG: \$521,014 Related Costs: \$246,207			
44. Safe Routes for Seniors	82,295	-	124,143
Continue funding and resolution authority for one Transportation Planning Associate I to assist with the coordination of the Safe Routes for Seniors program. Funding is provided by the Measure R Local Return Fund. Related costs consist of employee benefits. SG: \$82,295 Related Costs: \$41,848			

Active Transportation

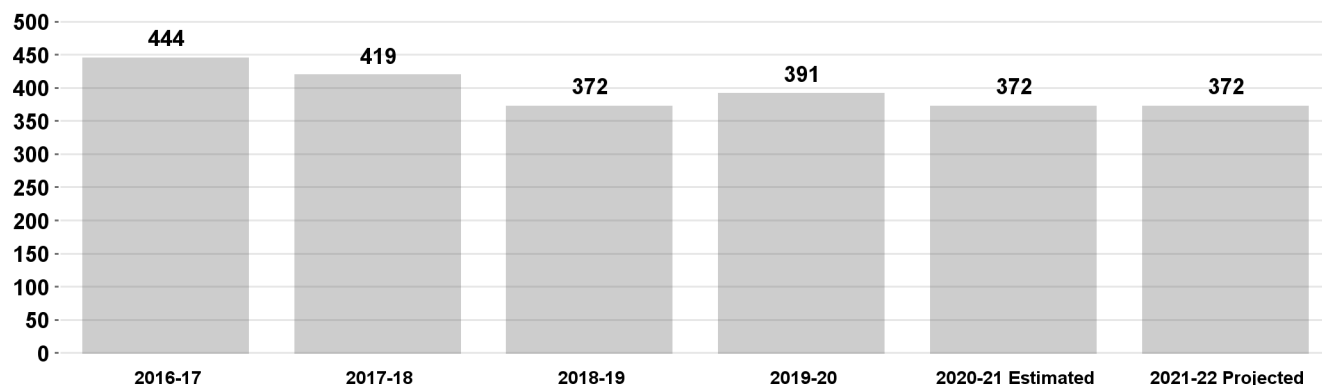
Program Changes	Direct Cost	Positions	Total Cost
Changes in Salaries, Expense, Equipment, and Special			
Increased Services			
45. LA Al Fresco Program	1,920,000	-	1,920,000
Add one-time funding in the Contractual Services Account to create grant opportunities for restaurants in low-income neighborhoods to set up permanent parklets for outdoor dining to increase business and improve the dining experience.			
<i>EX: \$1,920,000</i>			
TOTAL Active Transportation	2,618,072	-	
2020-21 Program Budget	4,913,707	47	
Changes in Salaries, Expense, Equipment, and Special	2,618,072	-	
2021-22 PROGRAM BUDGET	7,531,779	47	

Crossing Guard Services

Priority Outcome: Create a more livable and sustainable city

This program provides crossing guard services to elementary schools throughout the LAUSD to ensure the safe crossing of children to and from their local schools. The program consists of crossing guards, supervisors, and support staff.

Number of Guards Assigned



Program Changes	Direct Cost	Positions	Total Cost
Changes in Salaries, Expense, Equipment, and Special			
Apportionment of Changes Applicable to Various Programs	(781)	(3)	(118,245)
Related costs consist of employee benefits.			
SG: (\$781)			
Related Costs: (\$117,464)			
Other Changes or Adjustments			
46. Traffic Safety Fund Realignment	-	-	-
Realign funding on a one-time basis totaling \$3,150,000 from the Traffic Safety Fund to the General Fund. There is no change to the level of services provided nor to the overall funding provided to the Department.			
TOTAL Crossing Guard Services	(781)	(3)	
2020-21 Program Budget	7,894,421	5	
Changes in Salaries, Expense, Equipment, and Special	(781)	(3)	
2021-22 PROGRAM BUDGET	7,893,640	2	

Technology Support

This program provides direct support to all the Department's operational programs. This program provides services, and maintains technology that includes automated information systems, desktop computers, servers, and data communications.

Program Changes	Direct Cost	Positions	Total Cost
Changes in Salaries, Expense, Equipment, and Special			
Apportionment of Changes Applicable to Various Programs	144,920	(2)	37,048
Related costs consist of employee benefits.			
<i>SG: \$105,920 EX: \$39,000</i>			
<i>Related Costs: (\$107,872)</i>			
TOTAL Technology Support	144,920	(2)	
2020-21 Program Budget	2,185,590	22	
Changes in Salaries, Expense, Equipment, and Special	144,920	(2)	
2021-22 PROGRAM BUDGET	2,330,510	20	

General Administration and Support

This program provides Department-wide administrative services, including executive management, budget development, payroll, and accounts payable.

Program Changes	Direct Cost	Positions	Total Cost
Changes in Salaries, Expense, Equipment, and Special			
Apportionment of Changes Applicable to Various Programs Related costs consist of employee benefits. <i>SG: \$462,866 EX: (\$2,000)</i> <i>Related Costs: (\$276,438)</i>	460,866	(2)	184,428
Continuation of Services			
47. Community Affairs Advocate Continue funding and resolution authority for one Community Affairs Advocate to provide outreach and engagement with elected officials, stakeholders, and the community. Related costs consist of employee benefits. <i>SG: \$137,154</i> <i>Related Costs: \$60,363</i>	137,154	-	197,517
48. Assistant General Manager - External Affairs Continue funding and resolution authority for one Assistant General Manager Transportation for external affairs. Related costs consist of employee benefits. <i>SG: \$207,330</i> <i>Related Costs: \$84,047</i>	207,330	-	291,377
49. Contract and Budget Administration Support for Transit Continue funding and resolution authority for one Senior Management Analyst I to assist in the administration of the Proposition A Local Transit Assistance Fund budget and personal services contracts. Funding is provided by the Proposition A Local Transit Assistance Fund. Related costs consist of employee benefits. <i>SG: \$119,341</i> <i>Related Costs: \$54,351</i>	119,341	-	173,692
50. External Affairs - Community Engagement Continue funding and resolution authority for one Supervising Transportation Planner I to provide transportation planning expertise for the Department's community engagement efforts. Funding is provided by the Measure R Local Return Fund. Related costs consist of employee benefits. <i>SG: \$110,149</i> <i>Related Costs: \$51,248</i>	110,149	-	161,397
TOTAL General Administration and Support	1,034,840	(2)	
2020-21 Program Budget	6,694,046	63	
Changes in Salaries, Expense, Equipment, and Special	1,034,840	(2)	
2021-22 PROGRAM BUDGET	7,728,886	61	

TRANSPORTATION

DETAIL OF CONTRACTUAL SERVICES ACCOUNT

2019-20 Actual Expenditures	2020-21 Adopted Budget	2020-21 Estimated Expenditures	Program/Code/Description	2021-22 Contract Amount
Sustainable Transportation - AK9401				
\$ 56,103	\$ 81,651	\$ 66,000	1. State of California - fingerprinting services.....	\$ 81,651
72,301	-	61,000	2. Taxicab Ambulance Vehicle for Hire Information System (TAVIS).....	210,000
-	-	-	3. Dockless mobility support, enforcement, and community engagement.....	1,318,110
<u>\$ 128,404</u>	<u>\$ 81,651</u>	<u>\$ 127,000</u>	Sustainable Transportation Total	<u>\$ 1,609,761</u>
Transit Planning and Land Use - CA9402				
\$ -	\$ 10,000	\$ -	4. Traffic counts for Congestion Management Plan.....	\$ 10,000
-	-	-	5. Curb Asset Management System.....	1,600,000
-	6,500	-	6. Photocopies and engineering plotter rental.....	6,500
<u>\$ -</u>	<u>\$ 16,500</u>	<u>\$ -</u>	Transit Planning and Land Use Total	<u>\$ 1,616,500</u>
Transportation Infrastructure and Project Delivery - CA9403				
\$ 4,958	\$ 13,000	\$ 15,000	7. Photocopies and engineering plotter rental.....	\$ 13,000
49,000	-	38,000	8. Consultant for transportation study.....	-
<u>\$ 53,958</u>	<u>\$ 13,000</u>	<u>\$ 53,000</u>	Transportation Infrastructure and Project Delivery Total	<u>\$ 13,000</u>
Parking Facilities, Meters, and Operations - CB9404				
\$ 2,808	\$ -	\$ 3,000	9. Miscellaneous service.....	\$ -
<u>\$ 2,808</u>	<u>\$ -</u>	<u>\$ 3,000</u>	Parking Facilities, Meters, and Operations Total	<u>\$ -</u>
Parking Enforcement Services - CC9405				
\$ 6,119	\$ 12,500	\$ 4,000	10. Bicycle maintenance.....	\$ 12,500
39,200	35,000	14,000	11. Photocopiers.....	35,000
10,264	115,493	41,000	12. Vehicle maintenance.....	115,493
-	22,000	8,000	13. Software and maintenance.....	22,000
33,967	14,500	11,000	14. Landscape maintenance.....	14,500
6,000	3,200	2,000	15. Maintenance - Parking Enforcement parking structure.....	3,200
6,853	60,000	21,000	16. Maintenance - office.....	60,000
<u>\$ 102,403</u>	<u>\$ 262,693</u>	<u>\$ 101,000</u>	Parking Enforcement Services Total	<u>\$ 262,693</u>
Parking Citation Processing Services - CC9406				
\$ 8,609,137	\$ 9,271,031	\$ 8,498,000	17. Processing of parking citations.....	\$ 9,871,031
46,114	101,500	93,000	18. Booting and license plate recognition services.....	101,500
3,568	3,000	3,000	19. Vehicle maintenance.....	3,000
15,700	14,000	14,000	20. Photocopiers.....	14,000
120,000	120,000	110,000	21. Merchant fees-parking citation credit card service charges.....	120,000
-	7,000	6,000	22. Software and maintenance.....	7,000
173,000	150,000	137,000	23. Security for adjudication offices.....	150,000
<u>\$ 8,967,519</u>	<u>\$ 9,666,531</u>	<u>\$ 8,861,000</u>	Parking Citation Processing Services Total	<u>\$ 10,266,531</u>
Streets and Sign Management - CC9407				
\$ 3,038,785	\$ 5,936,972	\$ 3,896,000	24. Street resurfacing/slurry seal.....	\$ 5,936,972
1,055	2,500	2,000	25. Uniform services.....	2,500
15,886	-	10,000	26. Equipment Rental.....	-
-	1,000	1,000	27. Service - parts washer.....	1,000
19,035	7,000	5,000	28. Vehicle maintenance.....	7,000
125,497	-	75,000	29. Facilities.....	-
18,500	16,500	11,000	30. Photocopies and engineering plotter rental.....	16,500
19,690	10,000	13,000	31. Hazardous waste disposal.....	10,000
<u>\$ 3,238,448</u>	<u>\$ 5,973,972</u>	<u>\$ 4,013,000</u>	Streets and Sign Management Total	<u>\$ 5,973,972</u>

TRANSPORTATION

DETAIL OF CONTRACTUAL SERVICES ACCOUNT

2019-20 Actual Expenditures	2020-21 Adopted Budget	2020-21 Estimated Expenditures	Program/Code/Description	2021-22 Contract Amount
District Offices - CC9408				
\$ 14,723	\$ -	\$ -	32. Traffic surveys - High Injury Network.....	\$ -
12,000	-	-	33. Traffic software updates, integration and support.....	-
-	400,000	400,000	34. Traffic engineering studies - Safety Blitz Program.....	-
-	800,000	801,000	35. Contractor services - Safety Blitz Program implementation.....	-
-	25,000	25,000	36. Photocopies and engineering plotter rental.....	25,000
<u>\$ 26,723</u>	<u>\$ 1,225,000</u>	<u>\$ 1,226,000</u>	District Offices Total	<u>\$ 25,000</u>
Traffic Signals and Systems - CC9409				
\$ -	\$ 46,354	\$ 75,000	37. Vehicle maintenance.....	\$ 46,354
78,719	40,000	40,000	38. Photocopies and engineering plotter rental.....	40,000
-	325,000	475,000	39. ATSAC support services.....	325,000
296,335	-	-	40. Communication services for speed feedback signs.....	-
-	1,000	1,000	41. Pager services.....	1,000
2,702	20,000	40,000	42. Waste disposal.....	20,000
744	1,000	1,000	43. Railroad communications.....	1,000
2,282	3,000	3,000	44. Miscellaneous service.....	3,000
91,602	-	30,000	45. Equipment rental.....	-
557,884	225,000	449,000	46. Conduit installation.....	225,000
124,395	50,000	50,000	47. Underground Service Alert.....	50,000
189,260	300,000	400,000	48. Traffic signal loop detector.....	300,000
361,370	175,000	225,000	49. Traffic signal construction with state, county and bordering cities.....	175,000
<u>\$ 1,705,292</u>	<u>\$ 1,186,354</u>	<u>\$ 1,789,000</u>	Traffic Signals and Systems Total	<u>\$ 1,186,354</u>
Major Project Coordination - CC9413				
\$ -	\$ 6,500	\$ -	50. Engineering plotters.....	\$ 6,500
<u>\$ -</u>	<u>\$ 6,500</u>	<u>\$ -</u>	Major Project Coordination Total	<u>\$ 6,500</u>
Emergency Management and Special Events - CC9414				
\$ 10,000	\$ 9,000	\$ 9,000	51. Photocopier.....	\$ 9,000
24,252	-	25,000	52. Miscellaneous service.....	-
<u>\$ 34,252</u>	<u>\$ 9,000</u>	<u>\$ 34,000</u>	Emergency Management and Special Events Total	<u>\$ 9,000</u>
Active Transportation - CC9416				
\$ 40,160	\$ 13,000	\$ 40,000	53. Photocopies and engineering plotter rental.....	13,000
-	-	-	54. LA Al Fresco Program.....	1,920,000
<u>\$ 40,160</u>	<u>\$ 13,000</u>	<u>\$ 40,000</u>	Active Transportation Total	<u>\$ 1,933,000</u>
Technology Support - CC9449				
\$ 192,700	\$ 37,577	\$ 180,000	55. Software maintenance and support.....	\$ 37,577
2,000	1,800	5,000	56. Photocopier.....	1,800
1,100	1,300	8,000	57. Off-Site data storage.....	1,300
<u>\$ 195,800</u>	<u>\$ 40,677</u>	<u>\$ 193,000</u>	Technology Support Total	<u>\$ 40,677</u>

**TRANSPORTATION
DETAIL OF CONTRACTUAL SERVICES ACCOUNT**

2019-20 Actual Expenditures	2020-21 Adopted Budget	2020-21 Estimated Expenditures	Program/Code/Description	2021-22 Contract Amount
General Administration and Support - CC9450				
\$ -	\$ 5,000	\$ 7,000	58. Vehicle maintenance.....	\$ 5,000
32,308	39,600	50,000	59. Facilities.....	39,600
52,870	12,000	12,000	60. Public information services.....	12,000
685,297	-	558,000	61. Strategic plan development and related services.....	-
1,500	800	1,000	62. Courier services.....	800
4,526	4,000	4,000	63. Photocopier rental.....	4,000
149	1,100	1,000	64. Records storage.....	1,100
11,900	10,000	10,000	65. Cable television services.....	10,000
37,297	30,000	30,000	66. Ice machine and water service.....	30,000
64,885	-	-	67. Employee development services.....	-
6,500	6,500	7,000	68. E-Fax Services.....	6,500
355,334	117,147	150,000	69. Mobile communication charges.....	117,147
200,000	-	200,000	70. People Streets/Play Streets.....	-
855,519	-	1,250,000	71. COVID-19 - unanticipated expenses.....	-
\$ 2,308,085	\$ 226,147	\$ 2,280,000	General Administration and Support Total	\$ 226,147
\$ 16,803,852	\$ 18,721,025	\$ 18,720,000	TOTAL CONTRACTUAL SERVICES ACCOUNT	\$ 23,169,135

Transportation

Position Counts			Code	Title	2021-22 Salary Range and Annual Salary	
2020-21	Change	2021-22				
<u>GENERAL</u>						
<u>Regular Positions</u>						
2	-	2	1117-2	Executive Administrative Assistant II	2989(2)	(62,410 - 93,772)
1	-	1	1117-3	Executive Administrative Assistant III	3205(2)	(66,920 - 100,516)
1	-	1	1170	Payroll Supervisor	3343(2)	(69,801 - 104,838)
2	(1)	1	1201	Principal Clerk	2728(2)	(56,960 - 85,608)
12	-	12	1223	Accounting Clerk	2414(2)	(50,404 - 75,710)
41	(2)	39	1358	Administrative Clerk	1853(2)	(38,690 - 58,088)
30	(6)	24	1368	Senior Administrative Clerk	2287(2)	(47,752 - 71,743)
1	-	1	1431-3	Programmer/Analyst III	3738(2)	(78,049 - 117,220)
1	(1)	-	1431-4	Programmer/Analyst IV	4045(2)	(84,459 - 126,866)
34	-	34	1461-3	Communications Information Representative III	2462(2)	(51,406 - 77,235)
6	-	6	1467-2	Senior Communications Operator II	2744(2)	(57,294 - 86,088)
1	-	1	1470	Data Base Architect	4820(2)	(100,641 - 151,212)
9	-	9	1513	Accountant	2713(2)	(56,647 - 85,086)
1	-	1	1517-2	Auditor II	3261(2)	(68,089 - 102,312)
1	-	1	1523-1	Senior Accountant I	3150(2)	(65,772 - 98,804)
8	(1)	7	1523-2	Senior Accountant II	3413(2)	(71,263 - 107,051)
2	-	2	1525-2	Principal Accountant II	4138(2)	(86,401 - 129,831)
1	-	1	1530-2	Risk Manager II	5046(2)	(105,360 - 158,291)
7	(2)	5	1539	Management Assistant	2462(2)	(51,406 - 77,235)
1	-	1	1542	Project Assistant	2462(2)	(51,406 - 77,235)
1	-	1	1555-1	Fiscal Systems Specialist I	4333(2)	(90,473 - 135,907)
2	-	2	1555-2	Fiscal Systems Specialist II	5061(2)	(105,673 - 158,771)
1	-	1	1593-4	Departmental Chief Accountant IV	6067(2)	(126,678 - 190,279)
8	-	8	1596	Systems Analyst	3457(2)	(72,182 - 108,471)
3	(1)	2	1597-1	Senior Systems Analyst I	4091(2)	(85,420 - 128,286)
3	-	3	1597-2	Senior Systems Analyst II	5061(2)	(105,673 - 158,771)
2	-	2	1670-2	Graphics Designer II	2851(2)	(59,528 - 89,408)
1	-	1	1702-1	Emergency Management Coordinator I	4081(2)	(85,211 - 128,036)
1	-	1	1727	Safety Engineer	4291(2)	(89,596 - 134,613)
1	-	1	1779-1	Data Analyst I	3513(2)	(73,351 - 110,162)
1	(1)	-	1786	Principal Public Relations Representative	3356(2)	(70,073 - 105,276)
1	-	1	1800-2	Public Information Director II	5025(2)	(104,922 - 157,602)
1	-	1	1832-1	Warehouse and Toolroom Worker I	1956(2)	(40,841 - 61,345)
2	-	2	1835-2	Storekeeper II	2287(2)	(47,752 - 71,743)
1	-	1	1837	Senior Storekeeper	2816(2)	(58,798 - 88,322)

Transportation

Position Counts			Code	Title	2021-22 Salary Range and Annual Salary	
2020-21	Change	2021-22				
<u>GENERAL</u>						
<u>Regular Positions</u>						
4	(1)	3	2480-1	Transportation Planning Associate I	3110(2)	(64,936 - 97,509)
35	(2)	33	2480-2	Transportation Planning Associate II	3741(6)	(78,112 - 117,345)
11	(2)	9	2481-1	Supervising Transportation Planner I	4541(2)	(94,816 - 142,443)
6	-	6	2481-2	Supervising Transportation Planner II	5329(2)	(111,269 - 167,144)
31	(1)	30	3112	Maintenance Laborer	1846(2)	(38,544 - 57,921)
613	-	613	3214-2	Traffic Officer II	2253(2)	(47,042 - 70,699)
69	(2)	67	3218-1	Senior Traffic Supervisor I	2606(2)	(54,413 - 81,724)
14	(1)	13	3218-2	Senior Traffic Supervisor II	2922(2)	(61,011 - 91,684)
5	-	5	3218-3	Senior Traffic Supervisor III	3466(2)	(72,370 - 108,680)
1	-	1	3419	Sign Shop Supervisor		(98,052)
35	-	35	3421-1	Traffic Painter and Sign Poster I	2242(2)	(46,812 - 70,302)
18	-	18	3421-2	Traffic Painter and Sign Poster II	2364(2)	(49,360 - 74,165)
9	(1)	8	3421-3	Traffic Painter and Sign Poster III	2496(2)	(52,116 - 78,300)
1	-	1	3423	Painter		(87,466)
2	(1)	1	3428	Sign Painter		(87,466)
6	-	6	3430-1	Traffic Marking and Sign Superintendent I	2803(2)	(58,526 - 87,904)
3	(1)	2	3430-2	Traffic Marking and Sign Superintendent II	3347(2)	(69,885 - 105,005)
1	-	1	3430-3	Traffic Marking and Sign Superintendent III	3847(2)	(80,325 - 120,623)
1	-	1	3718	General Automotive Supervisor		(129,497)
3	-	3	3734-1	Equipment Specialist I	3163(2)	(66,043 - 99,200)
1	-	1	3734-2	Equipment Specialist II	3507(2)	(73,226 - 109,995)
24	(2)	22	3738	Parking Meter Technician	2332(2)	(48,692 - 73,163)
1	-	1	3746	Equipment Repair Supervisor		(103,209)
5	(1)	4	3757-1	Parking Meter Technician Supervisor I	2606(2)	(54,413 - 81,724)
1	-	1	3757-2	Parking Meter Technician Supervisor II	2812(2)	(58,714 - 88,238)
2	-	2	3771	Mechanical Helper	2059(2)	(42,991 - 64,602)
4	-	4	3773	Mechanical Repairer		(91,454)
9	(1)	8	3799	Electrical Craft Helper		(67,338)
14	-	14	3818	Assistant Signal Systems Electrician		(80,033)
66	(9)	57	3819	Signal Systems Electrician		(98,741)
1	-	1	3832	Signal Systems Superintendent	4660(2)	(97,300 - 146,180)
8	(1)	7	3839-1	Signal Systems Supervisor I		(113,399)
3	(1)	2	3839-2	Signal Systems Supervisor II		(118,932)
9	-	9	4271	Transportation Investigator	3271(2)	(68,298 - 102,625)

Transportation

Position Counts			Code	Title	2021-22 Salary Range and Annual Salary	
2020-21	Change	2021-22				
<u>GENERAL</u>						
<u>Regular Positions</u>						
5	-	5	4273	Senior Transportation Investigator	3637(2)	(75,940 - 114,088)
1	-	1	4275	Chief Transportation Investigator	4596(2)	(95,964 - 144,176)
2	-	2	7207	Senior Civil Engineering Drafting Technician	2851(2)	(59,528 - 89,408)
3	-	3	7213	Geographic Information Systems Specialist	3525(2)	(73,602 - 110,580)
10	(3)	7	7232	Civil Engineering Drafting Technician	2558(2)	(53,411 - 80,262)
31	(6)	25	7278	Transportation Engineer	4418(2)	(92,247 - 138,580)
58	(3)	55	7280-2	Transportation Engineering Associate II	3651(2)	(76,232 - 114,547)
45	(3)	42	7280-3	Transportation Engineering Associate III	4063(2)	(84,835 - 127,472)
2	(1)	1	7280-4	Transportation Engineering Associate IV	4418(2)	(92,247 - 138,580)
21	(3)	18	7285-1	Transportation Engineering Aide I	2635(2)	(55,018 - 82,684)
5	-	5	7285-2	Transportation Engineering Aide II	2950(2)	(61,596 - 92,540)
1	-	1	8870	Taxicab Administrator	5012(2)	(104,650 - 157,163)
2	-	2	9025-2	Parking Enforcement Manager II	5114(2)	(106,780 - 160,421)
1	-	1	9134	Principal Project Coordinator	4720(2)	(98,553 - 148,039)
10	(1)	9	9135	Administrative Hearing Examiner	2932(2)	(61,220 - 91,934)
15	(1)	14	9171-1	Senior Management Analyst I	4255(2)	(88,844 - 133,423)
5	-	5	9171-2	Senior Management Analyst II	5266(2)	(109,954 - 165,202)
1	-	1	9180	Chief of Parking Enforcement Operations	6067(2)	(126,678 - 190,279)
3	-	3	9182	Chief Management Analyst	6067(2)	(126,678 - 190,279)
32	(3)	29	9184	Management Analyst	3457(2)	(72,182 - 108,471)
1	-	1	9200	Chief of Transit Programs	6067(2)	(126,678 - 190,279)
1	-	1	9256	General Manager Department of Transportation		(256,155)
13	-	13	9262	Senior Transportation Engineer	5194(2)	(108,450 - 162,947)
4	-	4	9263	Assistant General Manager Transportation	6946(2)	(145,032 - 217,861)
7	-	7	9266	Principal Transportation Engineer	6067(2)	(126,678 - 190,279)
1	-	1	9375	Director of Systems	6067(2)	(126,678 - 190,279)
1,487	(66)	1,421				
<u>Commissioner Positions</u>						
12	-	12	0101-2	Commissioner	\$50/mtg	
12	-	12				

Transportation

Position Counts			Code	Title	2021-22 Salary Range and Annual Salary	
2020-21	Change	2021-22				
<u>AS NEEDED</u>						
<u>To be Employed As Needed in Such Numbers as Required</u>						
			0102	Commission Hearing Examiner	\$900/day	
			1113	Community and Administrative Support Worker II	\$16.69/hr	
			1114	Community and Administrative Support Worker III	\$20.79/hr	
			1502	Student Professional Worker	1390(7)	(29,023 - 43,597)
			1542	Project Assistant	2462(2)	(51,406 - 77,235)
			3112	Maintenance Laborer	1846(2)	(38,544 - 57,921)
			3180	Crossing Guard	\$21/hr	
			3214-1	Traffic Officer I	1726(8)	(36,038 - 54,120)
			3818	Assistant Signal Systems Electrician		(80,033)
			3819	Signal Systems Electrician		(98,741)
			7203-1	Student Engineer I	1543(7)	(32,217 - 48,399)
			7203-2	Student Engineer II	1626(7)	(33,950 - 51,030)
			7203-3	Student Engineer III	1725(7)	(36,018 - 54,079)
			7203-4	Student Engineer IV	2448(7)	(51,114 - 76,775)
			9135	Administrative Hearing Examiner	2932(2)	(61,220 - 91,934)

HIRING HALL

Hiring Hall to be Employed As Needed in Such Numbers as Required

0862	Electrical Craft Helper - Hiring Hall	\$32.97/hr
------	---------------------------------------	------------

	Regular Positions	Commissioner Positions
Total	1,421	12

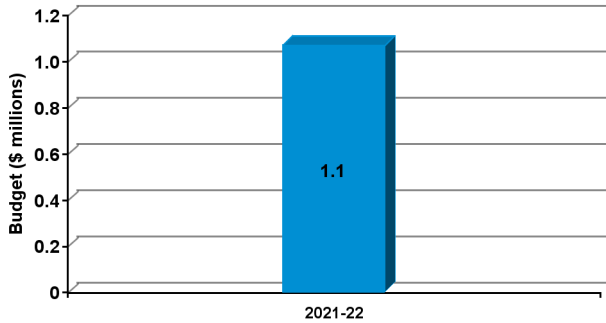
THIS PAGE INTENTIONALLY LEFT BLANK

YOUTH DEVELOPMENT

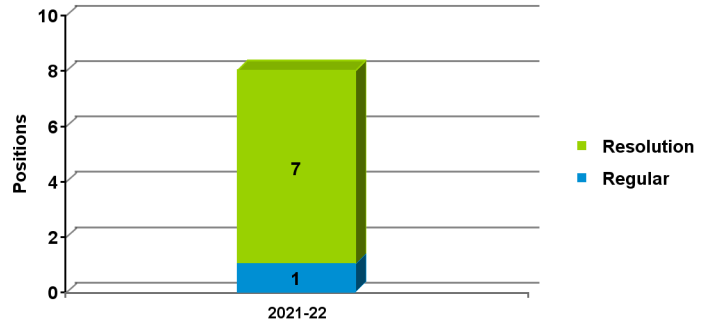
2021-22 Proposed Budget

FIVE-YEAR HISTORY OF BUDGET AND POSITION AUTHORITIES

FIVE-YEAR BUDGET HISTORY



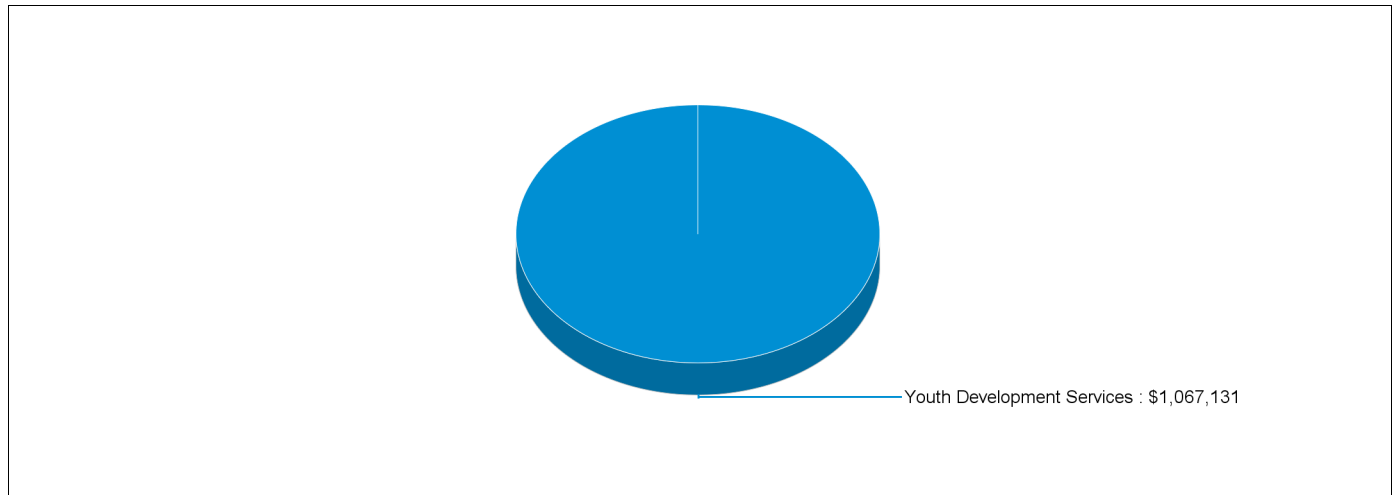
FIVE-YEAR POSITION AUTHORITY HISTORY



SUMMARY OF 2021-22 PROPOSED BUDGET CHANGES

	Total Budget			General Fund			Special Fund		
		Regular	Resolution		Regular	Resolution		Regular	Resolution
Adopted	-	-	-	-	-	-	-	-	-
2021-22 Proposed	\$1,067,131	1	7	\$1,067,131 100.0%	1	7	-	-	-
Change from Prior Year	\$1,067,131	1	7	\$1,067,131	1	7	-	-	-

2021-22 FUNDING DISTRIBUTION BY PROGRAM



MAIN BUDGET ITEMS

	Funding	Positions
* Management and Administration	\$778,799	1
* Program Support	\$288,332	-

Recapitulation of Changes

	Adopted Budget 2020-21	Total Budget Changes	Total Budget 2021-22
EXPENDITURES AND APPROPRIATIONS			
Salaries			
Salaries General	-	681,131	681,131
Total Salaries	-	681,131	681,131
Expense			
Printing and Binding	-	10,000	10,000
Contractual Services	-	255,000	255,000
Office and Administrative	-	30,000	30,000
Operating Supplies	-	1,000	1,000
Total Expense	-	296,000	296,000
Equipment			
Furniture, Office, and Technical Equipment	-	90,000	90,000
Total Equipment	-	90,000	90,000
Total Youth Development Department	-	1,067,131	1,067,131
		Total Budget Changes	Total Budget 2021-22

SOURCES OF FUNDS

General Fund	-	1,067,131	1,067,131
Total Funds	-	1,067,131	1,067,131
Percentage Change			-
Positions	-	1	1

Youth Development Services

Priority Outcome: Create a more livable and sustainable city

This department will prioritize youth and serve as the central information center for the public to access youth services in the City of Los Angeles. The department is responsible for developing a Citywide three-year Youth Development Strategic Plan to ensure a roadmap for long-term youth program planning and violence prevention in the City in coordination with City Departments, regional agencies, and other providers of youth services. The department also audits youth programs to ensure efficient use of City resources to ensure the greatest return on investments.

Program Changes	Direct Cost	Positions	Total Cost
Changes in Salaries, Expense, Equipment, and Special			
New Services			
1. Management and Administration Add funding and regular authority for one Executive Director, Youth Development Department and resolution authority for one Senior Management Analyst I. Add nine-months funding and resolution authority for two positions consisting of one Management Analyst and one Administrative Clerk. Youth Development Department staff will create a roadmap for long-term youth program planning, create standards for youth development programming, develop policies and procedures to hold City programs accountable for meeting standards and ensuring alignment with roadmap goals, and assist with the coordination of all youth programs run by all City Departments. Add funding in the Printing and Binding (\$10,000), Contractual Services (\$255,000 consisting of \$250,000 one-time for Community Engagement Consultant and \$5,000 ongoing funds), Office and Administrative (\$30,000 consisting of \$5,000 one-time and \$25,000 ongoing funds), and Operating Supplies (\$1,000) accounts. Add one-time funding in the Equipment Account (\$90,000) for furniture, office, and technical equipment. Related costs consist of employee benefits. <i>SG: \$392,799 EX: \$296,000 EQ: \$90,000</i> <i>Related Costs: \$188,862</i>	778,799	1	967,661
2. Program Support Add nine-months funding and resolution authority for four positions consisting of one Community Affairs Advocate, two Management Analysts, and one Management Assistant to provide program support for the Department. Related costs consist of employee benefits. <i>SG: \$288,332</i> <i>Related Costs: \$153,604</i>	288,332	-	441,936
TOTAL Youth Development Services	1,067,131	1	
2020-21 Program Budget	-	-	
Changes in Salaries, Expense, Equipment, and Special	1,067,131	1	
2021-22 PROGRAM BUDGET	1,067,131	1	

**YOUTH DEVELOPMENT
DETAIL OF CONTRACTUAL SERVICES ACCOUNT**

2019-20 Actual Expenditures	2020-21 Adopted Budget	2020-21 Estimated Expenditures	Program/Code/Description	2021-22 Contract Amount
Youth Development - EG1901				
\$ -	\$ -	\$ -	1. Photocopier maintenance and lease.....	\$ 5,000
-	-	-	2. Community engagement consultant.....	250,000
\$ -	\$ -	\$ -	Youth Development Total	\$ 255,000
<u>\$ -</u>	<u>\$ -</u>	<u>\$ -</u>	TOTAL CONTRACTUAL SERVICES ACCOUNT	<u>\$ 255,000</u>

GENERAL

Regular Positions

-	1	1	9999-2	Executive Director, Youth Development Department	TBD
<u>-</u>	<u>1</u>	<u>1</u>			

Total

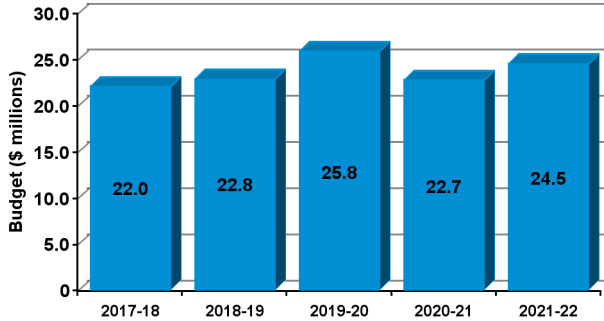
THIS PAGE INTENTIONALLY LEFT BLANK

ZOO

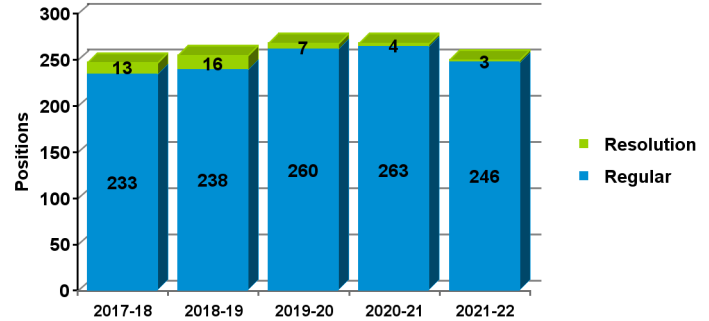
2021-22 Proposed Budget

FIVE-YEAR HISTORY OF BUDGET AND POSITION AUTHORITIES

FIVE-YEAR BUDGET HISTORY



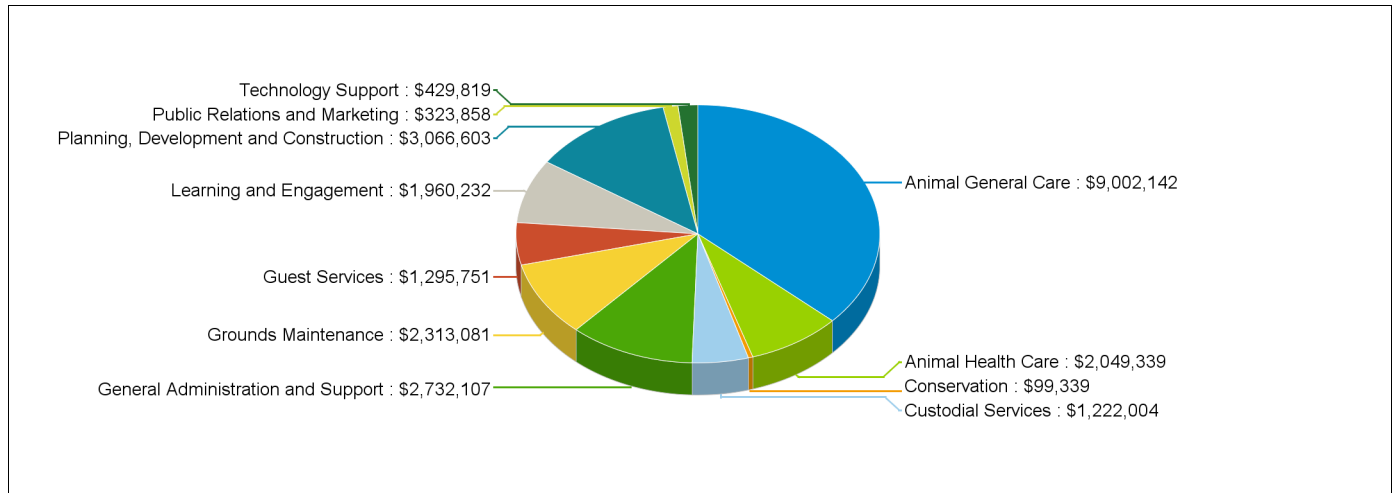
FIVE-YEAR POSITION AUTHORITY HISTORY



SUMMARY OF 2021-22 PROPOSED BUDGET CHANGES

	Total Budget			General Fund			Special Fund		
		Regular	Resolution		Regular	Resolution		Regular	Resolution
2020-21 Adopted	\$22,706,602	263	4	-	-	-	\$22,706,602 100.0%	263	4
2021-22 Proposed	\$24,494,275	246	3	-	-	-	\$24,494,275 100.0%	246	3
Change from Prior Year	\$1,787,673	(17)	(1)	-	-	-	\$1,787,673	(17)	(1)

2021-22 FUNDING DISTRIBUTION BY PROGRAM



MAIN BUDGET ITEMS

	Funding	Positions
* Behavioral Enrichment Program	\$65,898	-
* Cleaning and Sanitation Support	\$25,000	-
* Contact Yard Support	\$94,000	-
* Zoo Research and Conservation Director	\$99,339	-
* Administrative Support	\$128,086	1

Recapitulation of Changes

	Adopted Budget 2020-21	Total Budget Changes	Total Budget 2021-22
EXPENDITURES AND APPROPRIATIONS			
Salaries			
Salaries General	16,207,655	1,822,223	18,029,878
Salaries, As-Needed	2,509,875	(198,000)	2,311,875
Overtime General	201,164	-	201,164
Hiring Hall Salaries	150,000	-	150,000
Benefits Hiring Hall	60,000	-	60,000
Total Salaries	19,128,694	1,624,223	20,752,917
Expense			
Printing and Binding	73,000	-	73,000
Contractual Services	789,400	98,450	887,850
Field Equipment Expense	20,000	-	20,000
Maintenance Materials, Supplies and Services	786,999	-	786,999
Uniforms	5,001	-	5,001
Veterinary Supplies & Expense	400,000	-	400,000
Animal Food/Feed and Grain	1,004,648	-	1,004,648
Office and Administrative	378,860	40,000	418,860
Operating Supplies	120,000	25,000	145,000
Total Expense	3,577,908	163,450	3,741,358
Total Zoo	22,706,602	1,787,673	24,494,275
	Adopted Budget 2020-21	Total Budget Changes	Total Budget 2021-22
SOURCES OF FUNDS			
Zoo Enterprise Trust Fund (Sch. 44)	22,706,602	1,787,673	24,494,275
Total Funds	22,706,602	1,787,673	24,494,275
Percentage Change			7.87%
Positions	263	(17)	246

Changes Applicable to Various Programs

The following changes involve two or more budgetary programs. These changes are explained below and apportioned as single entries in the affected programs. Single-program changes are shown only in the programs involved.

Program Changes	Direct Cost	Positions	Total Cost
Changes in Salaries, Expense, Equipment, and Special			
Obligatory Changes			
1. 2020-21 Employee Compensation Adjustment Related costs consist of employee benefits. SG: (\$170,780) Related Costs: (\$52,293)	(170,780)	-	(223,073)
2. 2021-22 Employee Compensation Adjustment Related costs consist of employee benefits. SG: \$24,541 Related Costs: \$7,517	24,541	-	32,058
3. Full Funding for Partially Financed Positions Related costs consist of employee benefits. SG: \$2,512,119 Related Costs: \$227,432	2,512,119	-	2,739,551
4. Salary Step and Turnover Effect Related costs consist of employee benefits. SG: \$62,197 Related Costs: \$19,042	62,197	-	81,239
Deletion of One-Time Services			
5. Deletion of One-Time Expense Funding Delete one-time Salaries, As-Needed funding. SAN: (\$92,000)	(92,000)	-	(92,000)
6. Deletion of Funding for Resolution Authorities Delete funding for four resolution authority positions. Resolution authorities are reviewed annually and continued only if sufficient funding is available to maintain the current service level. Related costs consist of employee benefits. One position is continued as a regular position: Administrative Support (One Position) Three positions are continued: Behavioral Enrichment Program (One Position) Zoo Research and Conservation Director (One Position) Accounting Support (One Position) SG: (\$369,205) Related Costs: (\$168,755)	(369,205)	-	(537,960)

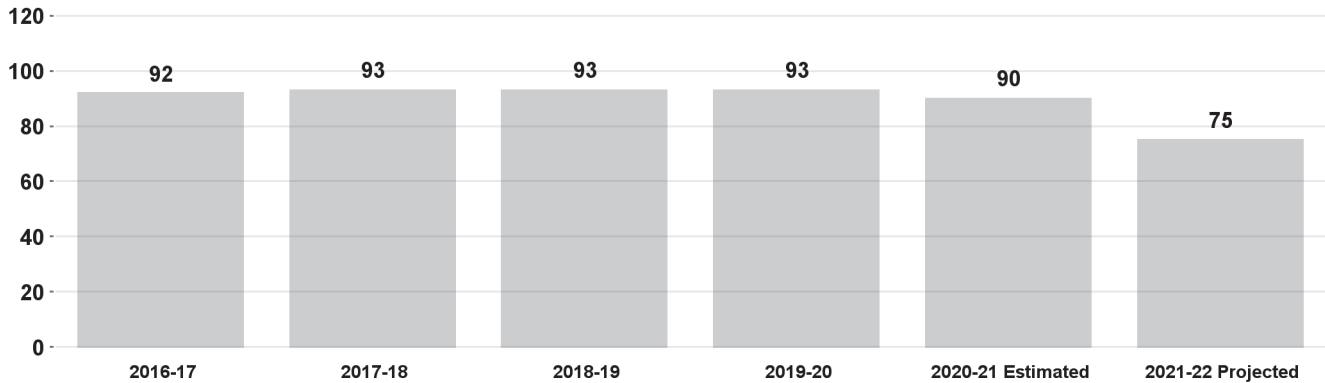
Program Changes	Direct Cost	Positions	Total Cost
Changes in Salaries, Expense, Equipment, and Special			
Efficiencies to Services			
7. Expense Account Reduction Reduce funding in the Salaries, As-Needed Account, as a one-time budget reduction, to reflect anticipated expenditures. <i>SAN: (\$200,000)</i>	(200,000)	-	(200,000)
Separation Incentive Program			
8. Separation Incentive Program Cash Payment Add one-time funding in the Salaries General Account to pay for the balance of the Separation Incentive Program cash payment for 24 participants. Funding is provided by the Zoo Enterprise Trust Fund. <i>SG: \$1,164,272</i>	1,164,272	-	1,164,272
9. Separation Incentive Program Reduce funding and regular authority for 18 positions as a result of the Separation Incentive Program. Funding is provided by the Zoo Enterprise Trust Fund. Related costs consist of employee benefits. <i>SG: (\$1,216,537)</i> <i>Related Costs: (\$663,895)</i>	(1,216,537)	(18)	(1,880,432)
10. Separation Incentive Program - Alternative Reduction Reduce funding in the Salaries General Account, as a one-time budget reduction, as an alternative to deleting position authorities that were vacated due to the Separation Incentive Program. Related costs consist of employee benefits. <i>SG: (\$542,592)</i> <i>Related Costs: (\$246,454)</i>	(542,592)	-	(789,046)
TOTAL CHANGES APPLICABLE TO VARIOUS PROGRAMS	1,172,015	(18)	

Animal General Care

Priority Outcome: Create a more livable and sustainable city

This program provides for the daily care of the Zoo's animals by planning, purchasing, preparing, and distributing the animals' daily meals; cleaning and maintaining animal exhibits; daily observation of animals' behavior and recording in daily logs; managing animal records permits; sharing animal behavior information with other zoos; and coordinating behavioral enrichment programs for the animals. In addition, staff participate in the Association of Zoos and Aquariums wildlife conservation programs, conduct research, and use the information to better manage the captive population.

Percent of Animal Exhibits in Operation



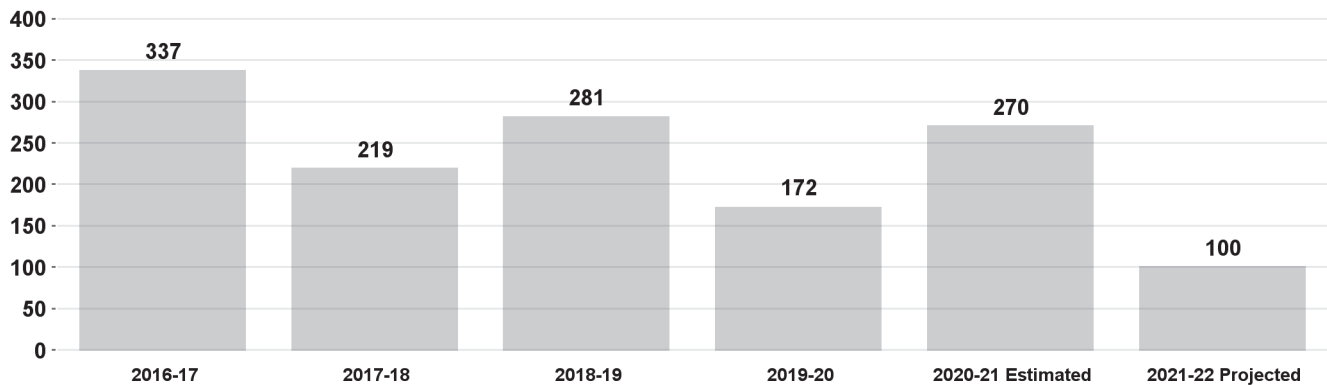
Program Changes	Direct Cost	Positions	Total Cost
Changes in Salaries, Expense, Equipment, and Special			
Apportionment of Changes Applicable to Various Programs	773,993	(7)	527,416
Related costs consist of employee benefits.			
SG: \$773,993			
Related Costs: (\$246,577)			
Continuation of Services			
11. Behavioral Enrichment Program	65,898	-	102,212
Continue funding and resolution authority for one Animal Keeper to coordinate and support the Behavioral Enrichment Program. Funding is reimbursed by the Greater Los Angeles Zoo Association. Related costs consist of employee benefits.			
SG: \$65,898			
Related Costs: \$36,314			
TOTAL Animal General Care	839,891	(7)	
2020-21 Program Budget	8,162,251	109	
Changes in Salaries, Expense, Equipment, and Special	839,891	(7)	
2021-22 PROGRAM BUDGET	9,002,142	102	

Animal Health Care

Priority Outcome: Create a more livable and sustainable city

This program provides veterinary care and health care management for the Zoo's animal collection by performing diagnostic tests, preventative health care, and surgical procedures; maintains animal health records and manages the animal quarantine facility. In addition, staff supports the Association of Zoos and Aquariums wildlife conservation programs by performing the quarantine procedures necessary to conduct animal transactions.

Number of Animal Preventative Health Exams Conducted



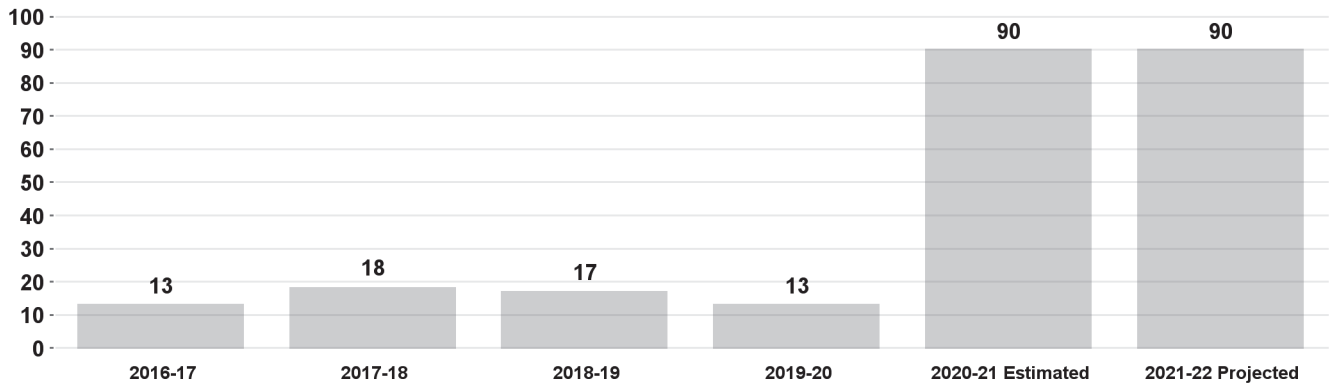
Program Changes	Direct Cost	Positions	Total Cost
Changes in Salaries, Expense, Equipment, and Special			
Apportionment of Changes Applicable to Various Programs	223,422	-	248,508
Related costs consist of employee benefits.			
SG: \$223,422			
Related Costs: \$25,086			
TOTAL Animal Health Care	223,422	-	
2020-21 Program Budget	1,825,917	18	
Changes in Salaries, Expense, Equipment, and Special	223,422	-	
2021-22 PROGRAM BUDGET	2,049,339	18	

Guest Services

Priority Outcome: Create a more livable and sustainable city

This program manages general admissions operations and reservations for programs and classes through onsite and online sales; facilitates the preferred parking program as well as guest relations.

Percent of Ticket Sale Transactions Conducted Online



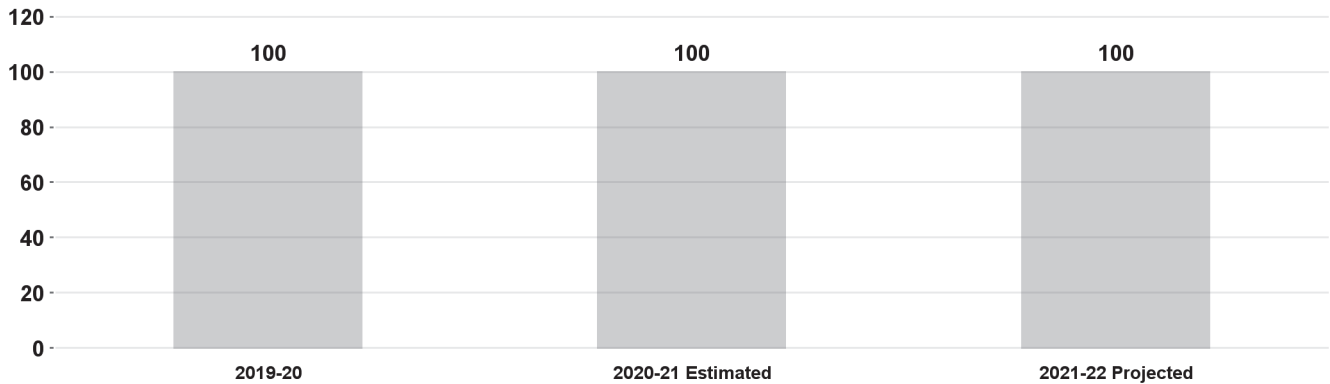
Program Changes	Direct Cost	Positions	Total Cost
Changes in Salaries, Expense, Equipment, and Special			
Apportionment of Changes Applicable to Various Programs	5,440	-	17,422
Related costs consist of employee benefits.			
SG: \$105,440 SAN: (\$100,000)			
Related Costs: \$11,982			
TOTAL Guest Services	5,440	-	
2020-21 Program Budget	1,290,311	14	
Changes in Salaries, Expense, Equipment, and Special	5,440	-	
2021-22 PROGRAM BUDGET	1,295,751	14	

Grounds Maintenance

Priority Outcome: Create a more livable and sustainable city

This program provides landscape maintenance and coordinates brush clearance removal and tree trimming.

Percent of Brush Clearance Work Orders Completed

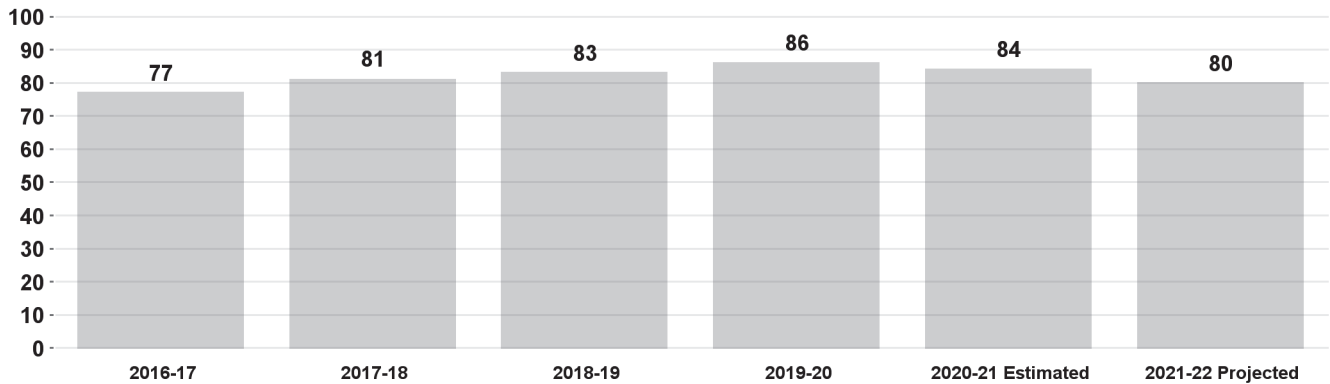


Program Changes	Direct Cost	Positions	Total Cost
Changes in Salaries, Expense, Equipment, and Special			
Apportionment of Changes Applicable to Various Programs	106,873	(3)	(27,802)
Related costs consist of employee benefits.			
SG: \$106,873			
Related Costs: (\$134,675)			
Continuation of Services			
12. Waste Collection Tip Fees	98,450	-	98,450
Increase funding in the Contractual Services Account to reflect the increased cost of tip fees for waste collection services.			
Funding is provided by the Zoo Enterprise Trust Fund.			
EX: \$98,450			
TOTAL Grounds Maintenance	205,323	(3)	
2020-21 Program Budget	2,107,758	28	
Changes in Salaries, Expense, Equipment, and Special	205,323	(3)	
2021-22 PROGRAM BUDGET	2,313,081	25	

Custodial Services

Priority Outcome: Create a more livable and sustainable city
This program provides custodial support.

Percent of "Excellent" Rating For Facility Cleanliness



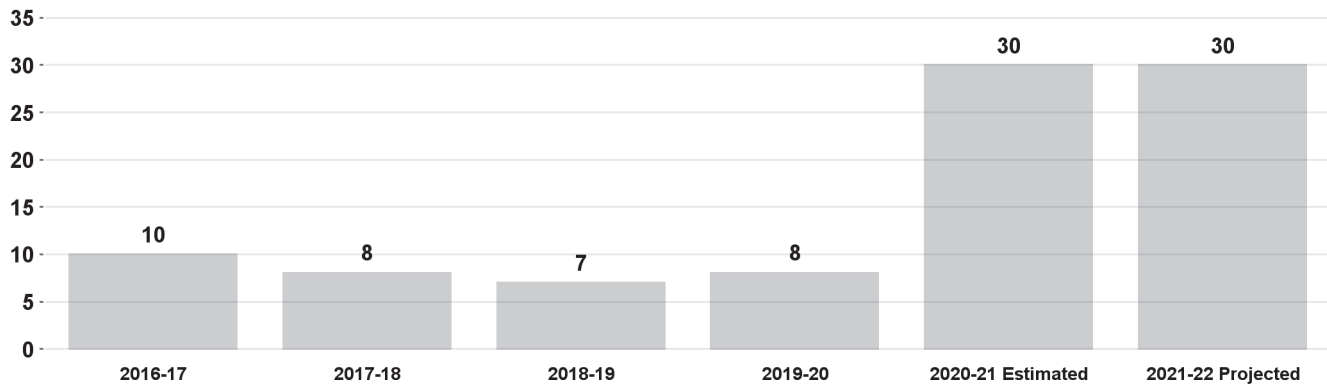
Program Changes	Direct Cost	Positions	Total Cost
Changes in Salaries, Expense, Equipment, and Special			
Apportionment of Changes Applicable to Various Programs	131,921	(1)	121,876
Related costs consist of employee benefits.			
SG: \$131,921			
Related Costs: (\$10,045)			
Increased Services			
13. Cleaning and Sanitation Support	25,000	-	25,000
Increase funding in the Operating Supplies Account to support increased cleaning and sanitation protocols at the Zoo.			
Funding is provided by the Zoo Enterprise Trust Fund.			
EX: \$25,000			
TOTAL Custodial Services	156,921	(1)	
2020-21 Program Budget	1,065,083	16	
Changes in Salaries, Expense, Equipment, and Special	156,921	(1)	
2021-22 PROGRAM BUDGET	1,222,004	15	

Public Relations and Marketing

Priority Outcome: Create a more livable and sustainable city

This program manages the Zoo's public relations activities in accordance with a Memorandum of Understanding with the Greater Los Angeles Zoo Association. In addition, it coordinates all commercial filming and photography activities.

Number of Media Coverage Stories About the Zoo



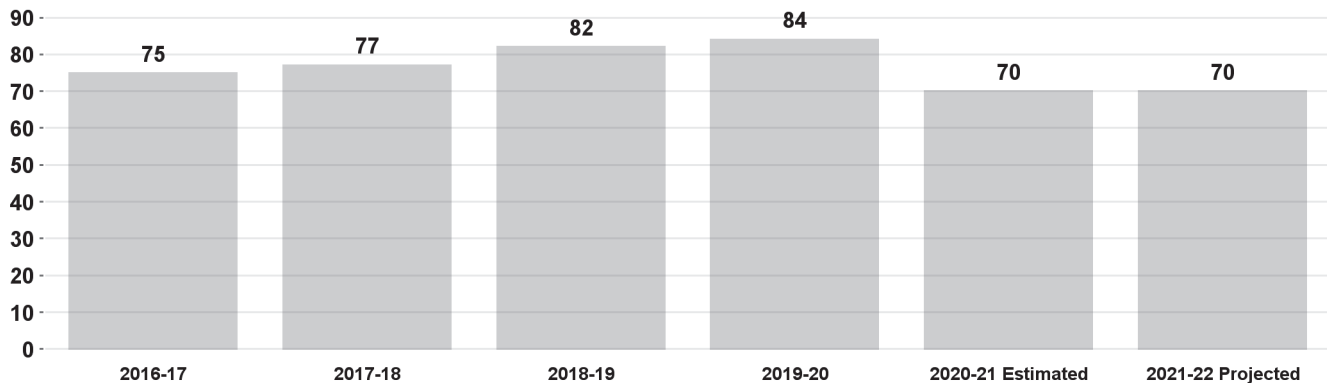
Program Changes	Direct Cost	Positions	Total Cost
Changes in Salaries, Expense, Equipment, and Special			
Apportionment of Changes Applicable to Various Programs	(2,217)	(1)	(41,538)
Related costs consist of employee benefits.			
SG: (\$2,217)			
Related Costs: (\$39,321)			
TOTAL Public Relations and Marketing	(2,217)	(1)	
2020-21 Program Budget	326,075	5	
Changes in Salaries, Expense, Equipment, and Special	(2,217)	(1)	
2021-22 PROGRAM BUDGET	323,858	4	

Learning and Engagement

Priority Outcome: Create a more livable and sustainable city

This program develops, implements, and evaluates mission-based Zoo programming including Community Engagement, Outreach, Camps, Classes, School and Teacher Programs, On Grounds Experiences, Behind-the-Scenes Tours, Animal Presentations and Demonstrations, Zoo graphics and signage, and audio visual services.

Percent of "Excellent" Rating for Visitor Engagement



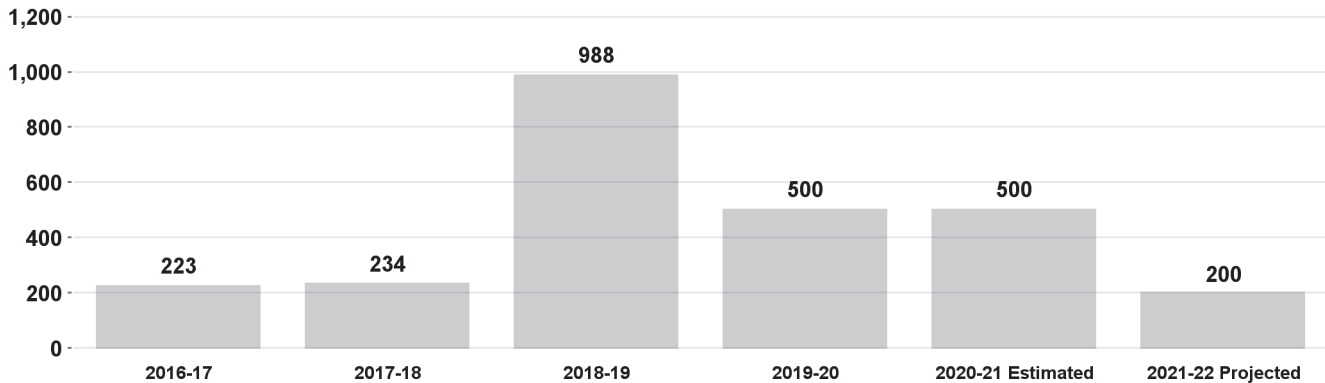
Program Changes	Direct Cost	Positions	Total Cost
Changes in Salaries, Expense, Equipment, and Special			
Apportionment of Changes Applicable to Various Programs	(39,513)	(1)	(62,169)
Related costs consist of employee benefits.			
SG: \$152,487 SAN: (\$192,000)			
Related Costs: (\$22,656)			
Continuation of Services			
14. Contact Yard Support	94,000	-	94,000
Continue one-time funding in the Salaries, As-Needed Account to provide staffing for the Zoo's contact yard. Funding is reimbursed by the Greater Los Angeles Zoo Association.			
SAN: \$94,000			
TOTAL Learning and Engagement	54,487	(1)	
2020-21 Program Budget	1,905,745	15	
Changes in Salaries, Expense, Equipment, and Special	54,487	(1)	
2021-22 PROGRAM BUDGET	1,960,232	14	

Planning, Development and Construction

Priority Outcome: Create a more livable and sustainable city

This program provides facility repair, maintenance, and construction services, as well as project management and design support.

Number of Construction Work Orders Completed




Program Changes	Direct Cost	Positions	Total Cost
Changes in Salaries, Expense, Equipment, and Special			
Apportionment of Changes Applicable to Various Programs	42,176	(4)	(188,113)
Related costs consist of employee benefits.			
SG: \$42,176			
Related Costs: (\$230,289)			
TOTAL Planning, Development and Construction	42,176	(4)	
2020-21 Program Budget	3,024,427	30	
Changes in Salaries, Expense, Equipment, and Special	42,176	(4)	
2021-22 PROGRAM BUDGET	3,066,603	26	

Conservation

Priority Outcome: Create a more livable and sustainable city

This program is charged with developing and managing a multi-disciplinary conservation program that integrates holistic biodiversity conservation, maintenance of ecosystems functions, and collaborations with local and international stakeholders.

Number of Employees Completing Conservation Strategic Plan



Program Changes	Direct Cost	Positions	Total Cost
Changes in Salaries, Expense, Equipment, and Special			
Apportionment of Changes Applicable to Various Programs	(89,140)	-	(133,380)
Related costs consist of employee benefits.			
SG: (\$89,140)			
Related Costs: (\$44,240)			
Continuation of Services			
15. Zoo Research and Conservation Director	99,339	-	146,939
Continue funding and resolution authority for one Zoo Research and Conservation Director to facilitate the development of a comprehensive animal conservation program. Funding is reimbursed by the Greater Los Angeles Zoo Association. Related costs consist of employee benefits.			
SG: \$99,339			
Related Costs: \$47,600			
TOTAL Conservation	10,199	-	
2020-21 Program Budget	89,140	-	
Changes in Salaries, Expense, Equipment, and Special	10,199	-	
2021-22 PROGRAM BUDGET	99,339	-	

Technology Support

This program provides support for all information technology services.

Program Changes	Direct Cost	Positions	Total Cost
Changes in Salaries, Expense, Equipment, and Special			
Apportionment of Changes Applicable to Various Programs Related costs consist of employee benefits. <i>SG: \$54,431</i> <i>Related Costs: \$5,460</i>	54,431	-	59,891
Continuation of Services			
16. Software Licensing and Maintenance Add one-time funding in the Office and Administrative Account to support the cost of annual software program licensing. Funding is provided by the Zoo Enterprise Trust Fund. <i>EX: \$20,000</i>	20,000	-	20,000
Increased Services			
17. Point of Sale System Expansion Add one-time funding in the Office and Administrative Account to support the expansion of the Point-Of-Sale System online ticketing module to meet the Zoo's reopening needs. Funding is provided by the Zoo Enterprise Trust Fund. <i>EX: \$20,000</i>	20,000	-	20,000
TOTAL Technology Support	94,431	-	
2020-21 Program Budget	335,388	4	
Changes in Salaries, Expense, Equipment, and Special	94,431	-	
2021-22 PROGRAM BUDGET	429,819	4	

General Administration and Support

This program provides leadership and management oversight and general administration support, including financial management and budget development, accounting, recruitment, and hiring.

Program Changes	Direct Cost	Positions	Total Cost
Changes in Salaries, Expense, Equipment, and Special			
Apportionment of Changes Applicable to Various Programs	(35,371)	(1)	(227,502)
Related costs consist of employee benefits.			
SG: (\$35,371)			
Related Costs: (\$192,131)			
Continuation of Services			
18. Accounting Support	64,885	-	100,857
Continue funding and resolution authority for one Senior Accountant I to support the Zoo's accounting functions. Funding is provided by the Zoo Enterprise Trust Fund. Related costs consist of employee benefits.			
SG: \$64,885			
Related Costs: \$35,972			
19. Administrative Support	128,086	1	185,388
Continue funding and add regular authority for one Senior Management Analyst I to support the Zoo's administrative functions. Funding is provided by the Zoo Enterprise Trust Fund. Related costs consist of employee benefits.			
SG: \$128,086			
Related Costs: \$57,302			
TOTAL General Administration and Support	157,600	-	
2020-21 Program Budget	2,574,507	24	
Changes in Salaries, Expense, Equipment, and Special	157,600	-	
2021-22 PROGRAM BUDGET	2,732,107	24	

ZOO
DETAIL OF CONTRACTUAL SERVICES ACCOUNT

2019-20 Actual Expenditures	2020-21 Adopted Budget	2020-21 Estimated Expenditures	Program/Code/Description	2021-22 Contract Amount
Animal General Care - DC8701				
\$ 25,000	\$ 25,000	\$ 25,000	1. Nutrition consultant.....	\$ 25,000
25,400	30,000	30,000	2. Sea lion life support technical services.....	30,000
<u>\$ 50,400</u>	<u>\$ 55,000</u>	<u>\$ 55,000</u>	Animal General Care Total	<u>\$ 55,000</u>
Animal Health Care - DC8702				
\$ 10,694	\$ 5,000	\$ 5,000	3. Equipment maintenance.....	\$ 5,000
<u>\$ 10,694</u>	<u>\$ 5,000</u>	<u>\$ 5,000</u>	Animal Health Care Total	<u>\$ 5,000</u>
Grounds Maintenance - DC8704				
\$ 180,000	\$ 200,000	\$ 160,000	4. Brush clearance.....	\$ 200,000
86,268	100,000	90,000	5. Pest control services.....	100,000
5,658	140,000	140,000	6. Tree trimming services.....	140,000
50,000	50,000	40,000	7. Waste haul tipping fees/services.....	148,450
<u>\$ 321,926</u>	<u>\$ 490,000</u>	<u>\$ 430,000</u>	Grounds Maintenance Total	<u>\$ 588,450</u>
Learning and Engagement - DC8707				
\$ -	\$ 2,000	\$ 2,000	8. Professional services for class programming.....	\$ 2,000
<u>\$ -</u>	<u>\$ 2,000</u>	<u>\$ 2,000</u>	Learning and Engagement Total	<u>\$ 2,000</u>
Planning, Development, and Construction - DC8708				
\$ 12,544	\$ 20,000	\$ 20,000	9. Hazardous waste disposal.....	\$ 20,000
<u>\$ 12,544</u>	<u>\$ 20,000</u>	<u>\$ 20,000</u>	Planning, Development, and Construction Total	<u>\$ 20,000</u>
General Administration and Support - DC8750				
\$ 11,296	\$ 10,000	\$ 10,000	10. American Society of Composers, Authors and Publishers annual permit.....	\$ 10,000
108,080	180,000	180,000	11. Emergency medical services.....	180,000
16,494	27,400	27,000	12. Equipment and office machine rental.....	27,400
<u>\$ 135,870</u>	<u>\$ 217,400</u>	<u>\$ 217,000</u>	General Administration and Support Total	<u>\$ 217,400</u>
<u>\$ 531,434</u>	<u>\$ 789,400</u>	<u>\$ 729,000</u>	TOTAL CONTRACTUAL SERVICES ACCOUNT	<u>\$ 887,850</u>

Zoo

Position Counts			Code	Title	2021-22 Salary Range and Annual Salary	
2020-21	Change	2021-22				
<u>GENERAL</u>						
<u>Regular Positions</u>						
1	-	1	1117-2	Executive Administrative Assistant II	2989(2)	(62,410 - 93,772)
1	-	1	1117-3	Executive Administrative Assistant III	3205(2)	(66,920 - 100,516)
3	-	3	1223	Accounting Clerk	2414(2)	(50,404 - 75,710)
4	(1)	3	1358	Administrative Clerk	1853(2)	(38,690 - 58,088)
1	-	1	1358	Administrative Clerk (Half-Time)	1853(2)	(38,690 - 58,088)
9	(1)	8	1368	Senior Administrative Clerk	2287(2)	(47,752 - 71,743)
1	-	1	1513	Accountant	2713(2)	(56,647 - 85,086)
1	-	1	1523-2	Senior Accountant II	3413(2)	(71,263 - 107,051)
2	-	2	1596	Systems Analyst	3457(2)	(72,182 - 108,471)
1	-	1	1597-1	Senior Systems Analyst I	4091(2)	(85,420 - 128,286)
1	-	1	1597-2	Senior Systems Analyst II	5061(2)	(105,673 - 158,771)
1	-	1	1670-2	Graphics Designer II	2851(2)	(59,528 - 89,408)
1	(1)	-	1670-3	Graphics Designer III	3194(2)	(66,690 - 100,182)
1	-	1	1702-1	Emergency Management Coordinator I	4081(2)	(85,211 - 128,036)
1	-	1	1714-1	Personnel Director I	5558(2)	(116,051 - 174,306)
2	-	2	1731	Personnel Analyst	3457(2)	(72,182 - 108,471)
1	-	1	1785-1	Public Relations Specialist I	2462(2)	(51,406 - 77,235)
1	-	1	1785-2	Public Relations Specialist II	2807(2)	(58,610 - 88,030)
1	-	1	1786	Principal Public Relations Representative	3356(2)	(70,073 - 105,276)
1	(1)	-	1793-2	Photographer II	2937(2)	(61,324 - 92,164)
1	-	1	1835-2	Storekeeper II	2287(2)	(47,752 - 71,743)
1	-	1	2360	Chief Veterinarian	5483(2)	(114,485 - 171,988)
1	-	1	2364	Zoo Nutritionist	3056(2)	(63,809 - 95,839)
3	-	3	2367-2	Zoo Veterinarian II	4548(6)	(94,962 - 142,673)
1	-	1	2367-3	Zoo Veterinarian III	4802(6)	(100,265 - 150,628)
5	-	5	2369	Veterinary Technician	2540(2)	(53,035 - 79,698)
1	-	1	2400-1	Aquarist I	2744(2)	(57,294 - 86,088)
1	-	1	2400-2	Aquarist II	3051(2)	(63,704 - 95,713)
6	-	6	2412-1	Park Services Attendant I	1444(5)	(30,150 - 45,330)
6	-	6	2412-2	Park Services Attendant II	2056(2)	(42,929 - 64,498)
3	-	3	2415	Special Program Assistant II (Half-Time)	\$17.14/hr	
2	-	2	2422	Senior Park Services Attendant	2351(2)	(49,088 - 73,706)
1	-	1	2424	Principal Park Services Attendant	2754(2)	(57,503 - 86,401)
2	-	2	3112	Maintenance Laborer	1846(2)	(38,544 - 57,921)
2	-	2	3115	Maintenance and Construction Helper	1956(2)	(40,841 - 61,345)

Zoo

Position Counts						
2020-21	Change	2021-22	Code	Title	2021-22 Salary Range and Annual Salary	
<u>GENERAL</u>						
<u>Regular Positions</u>						
1	-	1	3127-2	Construction and Maintenance Supervisor II		(139,645)
19	(1)	18	3141	Gardener Caretaker	1956(2)	(40,841 - 61,345)
2	-	2	3143	Senior Gardener	2188(2)	(45,685 - 68,653)
1	-	1	3146	Senior Park Maintenance Supervisor	3482(2)	(72,704 - 109,202)
14	(1)	13	3156	Custodian	1555(4)	(32,468 - 48,817)
1	-	1	3176	Custodian Supervisor	1807(2)	(37,730 - 56,689)
1	-	1	3178	Head Custodian Supervisor	2228(2)	(46,520 - 69,864)
1	-	1	3333-1	Building Repairer I	2188(2)	(45,685 - 68,653)
2	-	2	3344	Carpenter		(91,266)
1	(1)	-	3345	Senior Carpenter		(102,353)
1	-	1	3351	Cement Finisher Worker	2297(2)	(47,961 - 72,036)
2	-	2	3353	Cement Finisher		(83,791)
2	(1)	1	3423	Painter		(87,466)
1	-	1	3424	Senior Painter		(96,215)
2	-	2	3443	Plumber		(99,869)
1	-	1	3444	Senior Plumber		(109,745)
1	-	1	3451	Masonry Worker		(95,024)
2	-	2	3523	Light Equipment Operator	2233(2)	(46,625 - 70,052)
1	-	1	3525	Equipment Operator		(99,952)
2	(1)	1	3583	Truck Operator	2188(6)	(45,685 - 68,653)
2	(1)	1	3773	Mechanical Repairer		(91,454)
1	-	1	3774	Air Conditioning Mechanic		(99,869)
1	-	1	3775	Sheet Metal Worker		(96,173)
1	-	1	3796	Welder		(90,556)
1	-	1	3863	Electrician		(98,741)
1	-	1	3864	Senior Electrician		(108,346)
2	(1)	1	3913	Irrigation Specialist	2364(2)	(49,360 - 74,165)
1	-	1	4276	Zoo Curator of Birds	3347(6)	(69,885 - 105,005)
1	-	1	4277	Zoo Curator of Reptiles	3347(6)	(69,885 - 105,005)
1	-	1	4290	Zoo Registrar	2744(2)	(57,294 - 86,088)
2	-	2	4297	Zoo Curator	3347(6)	(69,885 - 105,005)
7	-	7	4300-2	Zoo Curator of Education II	2840(2)	(59,299 - 89,053)
3	-	3	4300-3	Zoo Curator of Education III	3347(2)	(69,885 - 105,005)
1	-	1	4300-4	Zoo Curator of Education IV	4078(2)	(85,148 - 127,890)
1	-	1	4302	Zoo Research and Conservation Director	3291(2)	(68,716 - 103,230)

Zoo

Position Counts			Code	Title	2021-22 Salary Range and Annual Salary	
2020-21	Change	2021-22				
<u>GENERAL</u>						
<u>Regular Positions</u>						
82	(4)	78	4304	Animal Keeper	2260(2)	(47,188 - 70,866)
5	-	5	4304	Animal Keeper (Half-Time)	2260(2)	(47,188 - 70,866)
8	(3)	5	4305	Senior Animal Keeper	2425(2)	(50,634 - 76,044)
1	-	1	4308	Animal Collection Curator	5265(2)	(109,933 - 165,160)
3	-	3	4312	Principal Animal Keeper	2633(2)	(54,977 - 82,601)
1	-	1	6147	Audio Visual Technician		(92,748)
1	-	1	7929-1	Landscape Architect I	4418(2)	(92,247 - 138,580)
1	-	1	9167-1	Senior Personnel Analyst I	4255(2)	(88,844 - 133,423)
-	1	1	9171-1	Senior Management Analyst I	4255(2)	(88,844 - 133,423)
2	-	2	9171-2	Senior Management Analyst II	5266(2)	(109,954 - 165,202)
1	-	1	9182	Chief Management Analyst	6067(2)	(126,678 - 190,279)
1	-	1	9184	Management Analyst	3457(2)	(72,182 - 108,471)
1	-	1	9500	General Manager Zoo		(258,891)
1	-	1	9501	Zoo Assistant General Manager	6684(2)	(139,561 - 209,656)
263	(17)	246				
<u>Commissioner Positions</u>						
5	-	5	0101-2	Commissioner	\$50/mtg	
5	-	5				

AS NEEDED

To be Employed As Needed in Such Numbers as Required

0965	Plumber - Exempt	\$39.79/hr
1113	Community and Administrative Support Worker II	\$16.69/hr
1114	Community and Administrative Support Worker III	\$20.79/hr
1223	Accounting Clerk	2414(2) (50,404 - 75,710)
1358	Administrative Clerk	1853(2) (38,690 - 58,088)
1368	Senior Administrative Clerk	2287(2) (47,752 - 71,743)
1427-1	Computer Operator I	2249(2) (46,959 - 70,532)
1501	Student Worker	\$16.10/hr
1502	Student Professional Worker	1390(7) (29,023 - 43,597)
1513	Accountant	2713(2) (56,647 - 85,086)
1535-1	Administrative Intern I	1563(9) (32,635 - 49,026)
1535-2	Administrative Intern II	1703(9) (35,558 - 53,452)
1537	Project Coordinator	3238(2) (67,609 - 101,560)

Zoo

Position Counts			Code	Title	2021-22 Salary Range and Annual Salary	
2020-21	Change	2021-22				

AS NEEDED

To be Employed As Needed in Such Numbers as Required

1542	Project Assistant	2462(2)	(51,406 - 77,235)
1596	Systems Analyst	3457(2)	(72,182 - 108,471)
1670-1	Graphics Designer I	2355(2)	(49,172 - 73,873)
1793-1	Photographer I	2555(2)	(53,348 - 80,137)
2367-2	Zoo Veterinarian II	4548(6)	(94,962 - 142,673)
2369	Veterinary Technician	2540(2)	(53,035 - 79,698)
2400-1	Aquarist I	2744(2)	(57,294 - 86,088)
2415	Special Program Assistant II	\$17.14/hr	
2416	Special Program Assistant III	\$21.36/hr	
2418-1	Assistant Park Services Attendant I	\$16.69/hr	
2418-2	Assistant Park Services Attendant II	\$20.79/hr	
2498	Recreation Assistant	\$18.28/hr	
2499	Recreation Instructor	\$19.11- \$28.37/hr	
3115	Maintenance and Construction Helper	1956(2)	(40,841 - 61,345)
3156	Custodian	1555(4)	(32,468 - 48,817)
4304	Animal Keeper	2260(2)	(47,188 - 70,866)
6147	Audio Visual Technician		(92,748)
6152-1	Librarian I	2611(6)	(54,517 - 81,912)

HIRING HALL

Hiring Hall to be Employed As Needed in Such Numbers as Required

0855	Air Conditioning Mechanic - Hiring Hall	\$45.48/hr
0858	Carpenter - Hiring Hall	\$46.47/hr
0858-Z	City Craft Assistant - Hiring Hall	\$27.95/hr
0860-1	Cement Finisher I - Hiring Hall	\$15.39/hr
0860-2	Cement Finisher II - Hiring Hall	\$41.79/hr
0865	Electrician - Hiring Hall	\$44.19/hr
0870	Painter - Hiring Hall	\$32.36/hr
0872-2	Pipefitter II - Hiring Hall	\$30.83/hr
0874-2	Plumber II - Hiring Hall	\$47.38/hr
0876	Sheet Metal Worker - Hiring Hall	\$43.93/hr

	Regular Positions	Commissioner Positions
Total	246	5

SECTION 2



2021-22

Other Program Costs

Library Department

Recreation and Parks Department

City Employees' Retirement Fund

Fire and Police Pension Fund

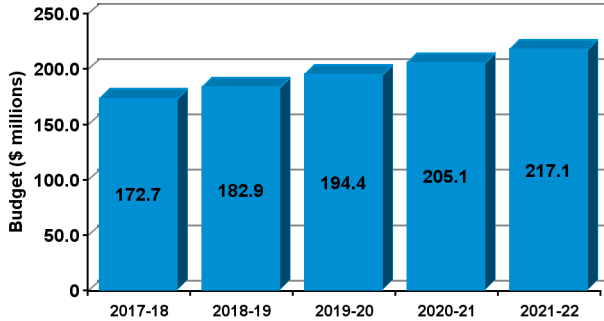
THIS PAGE INTENTIONALLY LEFT BLANK

LIBRARY

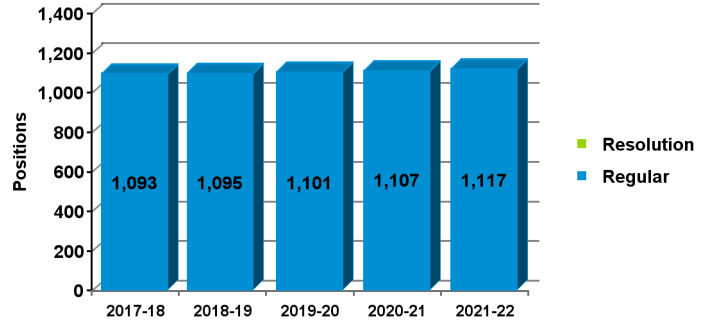
2021-22 Proposed Budget

FIVE-YEAR HISTORY OF BUDGET AND POSITION AUTHORITIES

FIVE-YEAR BUDGET HISTORY



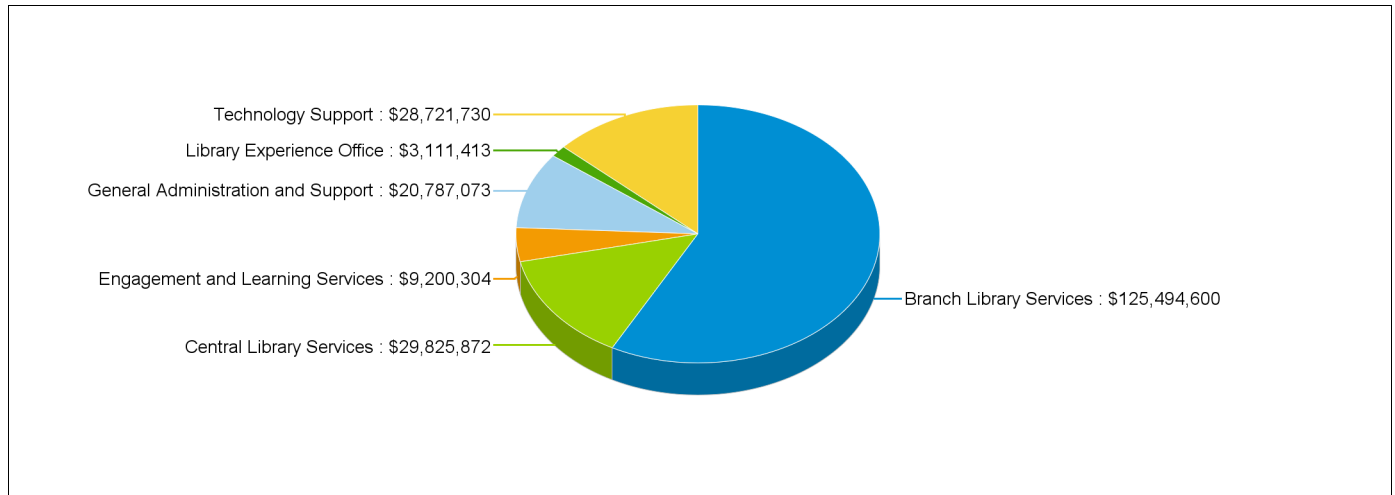
FIVE-YEAR POSITION AUTHORITY HISTORY



SUMMARY OF 2021-22 PROPOSED BUDGET CHANGES

	Total Budget			General Fund			Special Fund		
		Regular	Resolution		Regular	Resolution		Regular	Resolution
2020-21 Adopted	\$205,055,546	1,107	-	-	-	-	\$205,055,546 100.0%	1,107	-
2021-22 Proposed	\$217,140,992	1,117	-	-	-	-	\$217,140,992 100.0%	1,117	-
Change from Prior Year	\$12,085,446	10	-	-	-	-	\$12,085,446	10	-

2021-22 FUNDING DISTRIBUTION BY PROGRAM



MAIN BUDGET ITEMS

	Funding	Positions
* Library Books and Materials	\$1,792,755	-
* Equipment Repair and Replacement	\$2,380,000	-
* Central Library Staff Enhancement	\$65,688	1
* Library Experience Office Staff Enhancement	\$522,814	9
* Social Service Outreach	\$860,267	-
* Security Cameras and Badge Access	\$1,000,000	-
* Information Technology Infrastructure Enhancement	\$3,196,367	-

Recapitulation of Changes

	Adopted Budget 2020-21	Total Budget Changes	Total Budget 2021-22
EXPENDITURES AND APPROPRIATIONS			
Salaries			
Salaries General	80,080,883	597,605	80,678,488
Salaries, As-Needed	4,036,023	150,901	4,186,924
Overtime General	153,423	(8,000)	145,423
Total Salaries	84,270,329	740,506	85,010,835
Expense			
Office Equipment	30,462	-	30,462
Printing and Binding	372,000	-	372,000
Contractual Services	15,680,976	505,514	16,186,490
Transportation	97,463	-	97,463
Office and Administrative	6,910,658	2,088,358	8,999,016
Operating Supplies	601,386	(86,200)	515,186
Total Expense	23,692,945	2,507,672	26,200,617
Equipment			
Transportation Equipment	50,000	384,000	434,000
Total Equipment	50,000	384,000	434,000
Special			
Library Materials	17,242,375	1,792,755	19,035,130
Various Special - Library	79,799,897	6,660,513	86,460,410
Total Special	97,042,272	8,453,268	105,495,540
Total Library	205,055,546	12,085,446	217,140,992
	Adopted Budget 2020-21	Total Budget Changes	Total Budget 2021-22

SOURCES OF FUNDS

Library Other Revenue	205,055,546	12,085,446	217,140,992
Total Funds	205,055,546	12,085,446	217,140,992
Percentage Change			5.89%
Positions	1,107	10	1,117

Changes Applicable to Various Programs

The following changes involve two or more budgetary programs. These changes are explained below and apportioned as single entries in the affected programs. Single-program changes are shown only in the programs involved.

Program Changes	Direct Cost	Positions	Total Cost
Changes in Salaries, Expense, Equipment, and Special			
Obligatory Changes			
1. 2020-21 Employee Compensation Adjustment Related costs consist of employee benefits. SG: (\$762,460) Related Costs: (\$233,464)	(762,460)	-	(995,924)
2. 2021-22 Employee Compensation Adjustment Related costs consist of employee benefits. SG: \$112,300 Related Costs: \$34,385	112,300	-	146,685
3. Full Funding for Partially Financed Positions Related costs consist of employee benefits. SG: \$125,527 Related Costs: \$38,437	125,527	-	163,964
4. Salary Step and Turnover Effect Related costs consist of employee benefits. SG: \$543,736 Related Costs: \$166,493	543,736	-	710,229
Deletion of One-Time Services			
5. Deletion of One-Time Special Funding Delete one-time Various Special - Library Account funding. SP: (\$210,000)	(210,000)	-	(210,000)
6. Deletion of One-Time Equipment Funding Delete one-time funding for equipment purchases. EQ: (\$50,000)	(50,000)	-	(50,000)
7. Deletion of One-Time Expense Funding Delete one-time expense funding. SOT: (\$18,000) EX: (\$6,496,823)	(6,514,823)	-	(6,514,823)

			Library	
Program Changes		Direct Cost	Positions	Total Cost
Changes in Salaries, Expense, Equipment, and Special				
Increased Services				
8. Human Resources and Payroll Project		210,000	-	210,000
Add one-time funding in the Various Special-Library Account to reimburse the General Fund for the Library's portion of the Human Resources and Payroll Project. <i>SP: \$210,000</i>				
9. Library Books and Materials		1,792,755	-	1,792,755
Increase funding in the Library Materials Account by \$1,792,755, from \$17,242,375 to \$19,035,130 to purchase new library books and materials to meet the needs of the public and improve service to neighborhoods. <i>SP: \$1,792,755</i>				
10. Salaries, As-Needed Account		150,901	-	150,901
Increase funding in the Salaries, As-Needed Account to provide temporary staff support and minimize the service impact to the public from vacancies and absences. <i>SAN: \$150,901</i>				
Efficiencies to Services				
11. Expense Account Reduction		(72,368)	-	(72,368)
Reduce funding in the Office and Administrative Account for Tech Try-Out Carts to reflect anticipated expenditures. <i>EX: (\$72,368)</i>				
Reduced Services				
12. Security Services Reduction		(4,566,990)	-	(4,566,990)
Reduce funding in the Various Special-Library Account by \$4,566,990 from \$10,454,348 to \$5,887,358, for security services provided by the Police Department's Security Services Division and contract security at the Central and Branch Libraries. This reduction in funding is reinvested into the new Library Experience Office Budget Program. <i>SP: (\$4,566,990)</i>				
Other Changes or Adjustments				
13. Charter Mandated Appropriation		-	-	-
Increase the Department's General Fund Appropriation by \$13,055,658, from \$204,934,363 to \$217,990,021 to meet the funding requirements set by the Charter. Charter Section 531 states that 0.03 percent of assessed value of all property in the City as assessed for City taxes shall be appropriated for the financial support of the Library. The appropriation will be used to fund Library services, Library materials, related costs, and the reimbursement of all direct and indirect costs.				
14. Funding Realignment for New Americans Initiative		-	-	-
Transfer funding between budgetary programs to reflect the Department's organizational structure. There will be no change to the level of services provided nor to the overall funding provided to the Department.				

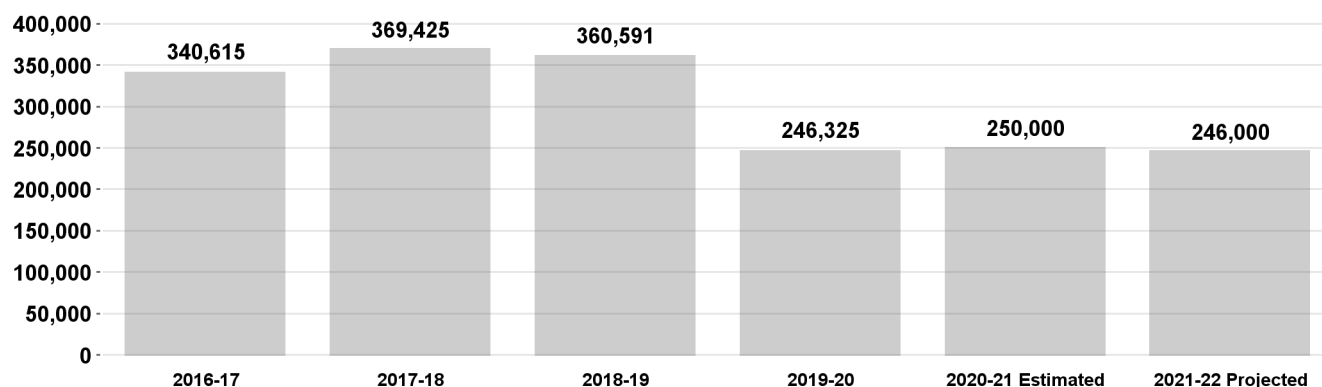
		Library		
Program Changes		Direct Cost	Positions	Total Cost
Changes in Salaries, Expense, Equipment, and Special				
Other Changes or Adjustments				
15. Adjustments to Library Facilities Costs		1,667,198	-	1,667,198
Increase funding in the Various Special-Library Account by \$1,667,198, from \$16,049,527 to \$17,716,725 for direct costs to the Library, including water and electricity, building maintenance, fuel and fleet, natural gas, custodial services, parking, and refuse collection. <i>SP: \$1,667,198</i>				
16. Program Realignment		-	-	-
Transfer one Management Analyst and one Senior Management Analyst II between budgetary programs to reflect the Department's current organizational structure. There will be no change to the level of services provided nor to the overall funding provided to the Department.				
17. General Fund Reimbursement		2,527,228	-	2,527,228
Increase funding for General Fund cost reimbursements by \$2,527,228, from \$53,011,021 to \$55,538,249. Funds will be applied toward the reimbursement of General Fund costs including the City Employee Retirement System, Medicare, Employee Assistance, Civilian Flex programs, and other related costs not billed to the Department. The funding includes a reconciliation of 2019-20 reimbursements based on actual expenditures. <i>SP: \$2,527,228</i>				
18. Reimbursements for Sidewalk Repairs		3,639,477	-	3,639,477
Add one-time funding in the Various Special-Library Account to reimburse the actual costs for sidewalk repairs at libraries pursuant to the Settlement Agreement relative to the class action lawsuit, <i>Willits v. City of Los Angeles</i> . <i>SP: \$3,639,477</i>				
19. Direct Cost Contingency Fund		3,393,600	-	3,393,600
Add one-time funding in the Various Special-Library Account as a contingency for direct costs that the Library may incur during the fiscal year. <i>SP: \$3,393,600</i>				
TOTAL CHANGES APPLICABLE TO VARIOUS PROGRAMS		1,986,081	-	

Branch Library Services

Priority Outcome: Create a more livable and sustainable city

This program provides public services at the 72 Branch Libraries, including: reference and information service, free public access computers, programs for children, teens, and adults, and circulation of library materials such as books, DVDs, CD music, audio books and magazines.

Number of People Attending Branch Library Programs



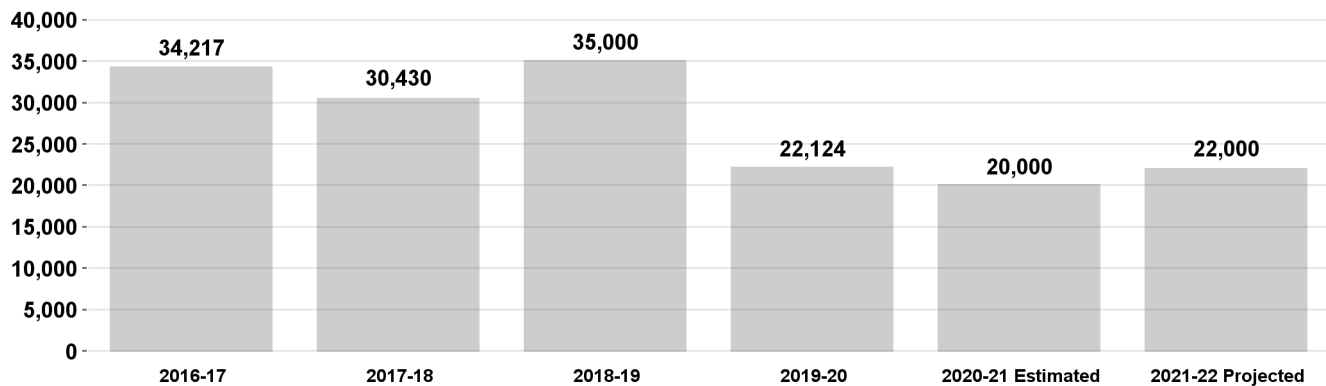
Program Changes	Direct Cost	Positions	Total Cost
Changes in Salaries, Expense, Equipment, and Special			
Apportionment of Changes Applicable to Various Programs	791,822	-	742,476
Related costs consist of employee benefits.			
SG: (\$161,158) SAN: \$66,078 EX: (\$2,314,909)			
SP: \$3,201,811			
Related Costs: (\$49,346)			
Increased Services			
20. Branch Library Alterations and Improvements	504,232	-	504,232
Increase funding in the Contractual Services Account to fund various alterations and improvements projects at branch libraries.			
EX: \$504,232			
21. Equipment Repair and Replacement	2,380,000	-	2,380,000
Add one-time funding in the Contractual Services Account to repair or replace equipment at several branch libraries, including air conditioning units, sliding doors, paint, flooring, and electrical outlets.			
EX: \$2,380,000			
TOTAL Branch Library Services	3,676,054	-	
2020-21 Program Budget	121,818,546	653	
Changes in Salaries, Expense, Equipment, and Special	3,676,054	-	
2021-22 PROGRAM BUDGET	125,494,600	653	

Central Library Services

Priority Outcome: Create a more livable and sustainable city

This program provides public services at the Central Library, including: reference and information service, free public access computers, programs for children, teens, and adults, and circulation of library materials such as books, DVDs, CD music, audio books and magazines.

Number of People Attending Central Library Programs



Program Changes	Direct Cost	Positions	Total Cost
Changes in Salaries, Expense, Equipment, and Special			
Apportionment of Changes Applicable to Various Programs	(39,121)	-	(26,276)
Related costs consist of employee benefits.			
SG: \$41,948 SAN: \$24,789 EX: (\$36,000)			
SP: (\$69,858)			
Related Costs: \$12,845			
Continuation of Services			
22. LA Libros Festival	36,000	-	36,000
Continue one-time funding in the Contractual Services (\$30,000) and Operating Supplies (\$6,000) accounts to support the 2021 LA Libros Festival.			
EX: \$36,000			
23. Compact Shelving	3,297	-	3,297
Increase funding in the Contractual Services Account for compact shelving maintenance.			
EX: \$3,297			

Central Library Services

Program Changes		Direct Cost	Positions	Total Cost
Changes in Salaries, Expense, Equipment, and Special				
Increased Services				
24. Central Library Staff Enhancement		65,688	1	101,931
Add nine-months funding and regular authority for one Librarian II, to support archival services and process customer requests for photographs and prints. Related costs consist of employee benefits. SG: \$65,688 Related Costs: \$36,243				
25. Central Library Alterations and Improvements		175,500	-	175,500
Add one-time funding in the Contractual Services Account to fund various alterations and improvements projects at the Central Library. EX: \$175,500				
26. Filter Replacement		76,800	-	76,800
Add one-time funding in the Contractual Services Account to replace the charcoal filters on the four main supply fans in the Central Library. EX: \$76,800				
27. Way-Finding Signage		100,000	-	100,000
Add one-time funding in the Contractual Services Account for way-finding signage at the Central Library. EX: \$100,000				
28. Book Cart Replacement		8,300	-	8,300
Add one-time funding in the Operating Supplies Account to replace 20 damaged book carts. EX: \$8,300				
29. Self-Serve Scan and Copy System		4,700	-	4,700
Add one-time funding in the Office and Administrative Account for the purchase of one new self-serve scan and copy system. EX: \$4,700				
TOTAL Central Library Services		431,164	1	
2020-21 Program Budget		29,394,708	186	
Changes in Salaries, Expense, Equipment, and Special		431,164	1	
2021-22 PROGRAM BUDGET		29,825,872	187	

Engagement and Learning Services

Priority Outcome: Create a more livable and sustainable city

This program develops, monitors, coordinates and evaluates Library programs and services for the entire Library Department including Volunteer Services, Homeless Engagement, Adult Services, Young Adult Services, Children's Services, Adult Literacy, Veteran Engagement, Financial Literacy, Career Online High School, New Americans Initiative, and Mobile Outreach.

Program Changes	Direct Cost	Positions	Total Cost
Changes in Salaries, Expense, Equipment, and Special			
Apportionment of Changes Applicable to Various Programs	331,661	-	372,870
Related costs consist of employee benefits.			
SG: \$134,584 SAN: \$2,115 EX: \$219,500			
SP: (\$24,538)			
Related Costs: \$41,209			
New Services			
30. Racial Equity Action Plan	30,000	-	30,000
Add funding in the Contractual Services Account to develop and implement racial equity plans that promote diversity and equity, pursuant to the Mayor's Executive Directive No. 27.			
EX: \$30,000			
TOTAL Engagement and Learning Services	361,661	-	
2020-21 Program Budget	8,838,643	62	
Changes in Salaries, Expense, Equipment, and Special	361,661	-	
2021-22 PROGRAM BUDGET	9,200,304	62	

Library Experience Office

Priority Outcome: Create a more livable and sustainable city

The Library Experience Office administers the Library's ongoing efforts to reimagine security and safety in the Library while providing outreach for the most vulnerable patrons through programs and direct contact. The Library Experience Office intends to: provide a more welcoming and safe Library experience for patrons by engaging with patrons who are in need of services such as housing, mental health, primary care, and substance abuse; develop long-term solutions to address and prevent serious incidents; develop training programs for Library staff to enhance customer service, de-escalation, and identification of social service needs; and, serve as the Library's designated liaison with the Los Angeles Police Department to coordinate security coverage for Library locations.

Program Changes	Direct Cost	Positions	Total Cost
Changes in Salaries, Expense, Equipment, and Special			
Apportionment of Changes Applicable to Various Programs Related costs consist of employee benefits. <i>SG: \$225,626 SAN: \$50,000 SP: \$41,306</i> <i>Related Costs: \$104,295</i>	316,932	2	421,227
New Services			
31. Library Experience Office Staff Enhancement Add nine-months funding and regular authority for three positions consisting of one Principal Librarian II, one Social Worker III, and one Library Assistant II and add six-months funding and regular authority for six Social Worker IIs. These positions will engage with patrons in need of housing, mental health, primary care, and substance abuse services, while providing a more welcoming and safe Library experience for patrons. Add funding in the Overtime General Account to provide temporary staff support for staff shortages caused by vacancies and absent employees to minimize the impact to service to the public. Related costs consist of employee benefits. <i>SG: \$512,814 SOT: \$10,000</i> <i>Related Costs: \$299,732</i>	522,814	9	822,546
32. Social Service Outreach Add funding in the Contractual Services Account for outreach to the public and presentations on the availability of various available social programs and community sources. <i>EX: \$860,267</i>	860,267	-	860,267
33. Event Notification System Add funding in the Contractual Services Account to provide a notification service on security issues for staff throughout the Library system. <i>EX: \$31,000</i>	31,000	-	31,000
34. Security Cameras and Badge Access Add funding in the Contractual Services Account for security cameras, badge access, and equipment at all Library locations. <i>EX: \$1,000,000</i>	1,000,000	-	1,000,000

Library Experience Office			
Program Changes	Direct Cost	Positions	Total Cost
Changes in Salaries, Expense, Equipment, and Special			
New Services			
35. Training Add funding in the Office and Administrative Account for staff training for Library Experience Office staff on a range of services, such as customer service, crisis intervention, peer outreach, mental, behavioral and public health services, and de-escalation techniques. <i>EX: \$200,000</i>	200,000	-	200,000
36. Office Supplies and Outreach Materials Increase funding in the Office and Administrative Account for general office supplies and outreach materials. <i>EX: \$100,000</i>	100,000	-	100,000
37. Information Technology Equipment Add one-time funding in the Office and Administrative Account for staff information technology equipment including computers, printers, and scanners. <i>EX: \$80,400</i>	80,400	-	80,400
TOTAL Library Experience Office	3,111,413	11	
2020-21 Program Budget	-	-	
Changes in Salaries, Expense, Equipment, and Special	3,111,413	11	
2021-22 PROGRAM BUDGET	3,111,413	11	

Technology Support

This program develops and maintains the library's public service website, Information Technology (IT) systems, and web-based resources and services and is responsible for the acquisition, cataloging and processing of all library materials and electronic resources.

Program Changes	Direct Cost	Positions	Total Cost
Changes in Salaries, Expense, Equipment, and Special			
Apportionment of Changes Applicable to Various Programs Related costs consist of employee benefits. <i>SG: (\$2,215) SAN: \$4,757 SOT: (\$18,000)</i> <i>EX: (\$4,062,782) SP: \$1,752,915</i> <i>Related Costs: (\$678)</i>	(2,325,325)	-	(2,326,003)
Increased Services			
38. Subscriptions and Licenses Increase funding in the Office and Administrative Account to maintain subscriptions and licenses for various applications used by the Department. <i>EX: \$100,000</i>	100,000	-	100,000
39. Audio and Visual Production Equipment Add one-time funding in the Office and Administrative Account for additional and updated production equipment, to be used for web and social media programming on the Department's website. <i>EX: \$15,000</i>	15,000	-	15,000
40. Information Technology Infrastructure Enhancement Increase funding in the Contractual Services (\$50,000) and the Office and Administrative (\$1,153,367) accounts to provide software, licenses, annual maintenance agreements, and expense items to maintain and upgrade the Library's technology infrastructure and ensure network security. Add one-time funding in the Contractual Services (\$185,000) and Office and Administrative (\$1,808,000) accounts for information technology equipment purchases, such as copiers, servers, racks, computers, scanners, and the federal E-Rate program application. <i>EX: \$3,196,367</i>	3,196,367	-	3,196,367

Technology Support

Program Changes	Direct Cost	Positions	Total Cost
Changes in Salaries, Expense, Equipment, and Special			
New Services			
41. Closed Captioning Services Add one-time funding in the Office and Administrative Account to provide closed captioning for social media and website materials developed by the Department. <i>EX: \$100,000</i>	100,000	-	100,000
42. Digital Signage Add one-time funding in the Office and Administrative Account for digital signage hardware and software at select branch library locations. <i>EX: \$50,000</i>	50,000	-	50,000
43. Laptop Procurement Add one-time funding in the Office and Administrative Account to purchase ten laptop computers for staff to use off-site in remote work settings. <i>EX: \$25,000</i>	25,000	-	25,000
Other Changes or Adjustments			
44. Information Technology Pay Grade Adjustments Upgrade two Systems Programmer Is to Systems Programmer IIs, to oversee and manage the Department's information technology network, security systems, and project management and to review and recommend new technology upgrades. The incremental salary cost will be absorbed by the Department.	-	-	-
45. Technology Support Staff Reallocation Reallocate one Systems Analyst to Systems Programmer I. This position will assist with managing the Department's network telephone system, accounts, and services. Reallocation of this position is subject to approval by the Board of Civil Service Commissioners. The salary cost difference will be absorbed by the Department.	-	-	-
TOTAL Technology Support	1,161,042	-	
2020-21 Program Budget	27,560,688	96	
Changes in Salaries, Expense, Equipment, and Special	1,161,042	-	
2021-22 PROGRAM BUDGET	28,721,730	96	

General Administration and Support

This program is responsible for providing administrative support functions of policy direction, business management, accounting, personnel, and public relations.

Program Changes	Direct Cost	Positions	Total Cost
Changes in Salaries, Expense, Equipment, and Special			
Apportionment of Changes Applicable to Various Programs Related costs consist of employee benefits. SG: (\$219,682) SAN: \$3,162 EX: (\$375,000) EQ: (\$50,000) SP: \$3,551,632 Related Costs: (\$102,474)	2,910,112	(2)	2,807,638
Increased Services			
46. Vehicle Procurement Add one-time funding in the Transportation Equipment Account to procure four delivery vehicles and one Bobtail vehicle, to replace five high-mileage vehicles that have surpassed their useful life expectancies. EQ: \$434,000	434,000	-	434,000
Other Changes or Adjustments			
47. General Administration and Support Staff Reallocations Reallocate one Secretary to Senior Administrative Clerk to provide administrative support for the Department's Business Office. Reallocation of the position is subject to approval by the Board of Civil Service Commissioners. The salary cost difference will be absorbed by the Department.	-	-	-
TOTAL General Administration and Support	3,344,112	(2)	
2020-21 Program Budget	17,442,961	110	
Changes in Salaries, Expense, Equipment, and Special	3,344,112	(2)	
2021-22 PROGRAM BUDGET	20,787,073	108	

LIBRARY

DETAIL OF CONTRACTUAL SERVICES ACCOUNT

2019-20 Actual Expenditures	2020-21 Adopted Budget	2020-21 Estimated Expenditures	Program/Code/Description	2021-22 Contract Amount
Branch Library Services - DB4401				
\$ 1,396,767	\$ 1,383,050	\$ 1,383,000	1. Department in-house alteration and improvement program for branch libraries.....	\$ 1,887,282
-	1,974,909	1,975,000	2. Branch libraries equipment repair and replacement.....	2,380,000
10,499	37,290	37,000	3. Book detection system maintenance.....	37,290
2,521	6,100	6,000	4. Telecommunications services	6,100
146,057	75,000	75,000	5. Digital learning labs.....	75,000
549,375	1,091,327	1,091,000	6. Contract landscape maintenance.....	1,091,327
1,786	6,500	7,000	7. Library card design for Student Success Cards.....	6,500
-	140,000	140,000	8. Immigrant integration assistance.....	-
-	200,000	200,000	9. New citizenship walk-in centers.....	-
\$ 2,107,005	\$ 4,914,176	\$ 4,914,000	Branch Library Services Total	\$ 5,483,499
Central Library Services - DB4402				
\$ 204,709	\$ 281,922	\$ 282,000	10. Central Library grounds maintenance and parking.....	\$ 281,922
134,660	127,000	127,000	11. Compact shelving	130,297
65,734	42,920	43,000	12. Security/fire life safety contract maintenance.....	42,920
-	8,500	9,000	13. Maintenance and upgrade of security systems.....	8,500
-	3,710	4,000	14. Book detection system maintenance.....	3,710
3,193	29,000	29,000	15. Telecommunications services.....	29,000
126,701	162,000	162,000	16. Central Library Validation Program - Westlawn Garage.....	162,000
31,522	115,507	116,000	17. Digital learning labs.....	115,507
127,071	100,000	100,000	18. Exhibit consultant.....	100,000
880,198	543,804	544,000	19. Central Library alterations and improvements.....	719,304
-	-	-	20. Way-finding signage.....	100,000
-	30,000	30,000	21. LA Libros Festival.....	30,000
-	-	-	22. Filter replacement.....	76,800
\$ 1,573,788	\$ 1,444,363	\$ 1,446,000	Central Library Services Total	\$ 1,799,960
Engagement and Learning Services - DB4403				
\$ 63,497	\$ 210,000	\$ 210,000	23. Citizenship legal assistance.....	\$ -
299,221	235,000	235,000	24. New Americans initiative.....	785,000
-	26,000	26,000	25. Maker Faire event.....	-
-	-	-	26. Racial equity action plan.....	30,000
\$ 362,718	\$ 471,000	\$ 471,000	Engagement and Learning Services Total	\$ 815,000
Library Experience Office - DB4404				
\$ -	\$ -	\$ -	27. Social service outreach.....	\$ 860,267
-	-	-	28. Event notification system.....	31,000
-	-	-	29. Security cameras and badge access.....	1,000,000
\$ -	\$ -	\$ -	Library Experience Office Total	\$ 1,891,267
Technology Support - DB4449				
\$ 1,200	\$ 141,029	\$ 141,000	30. Shared database service.....	\$ 141,029
160,216	126,817	127,000	31. Cataloging database service.....	126,817
26,596	37,000	37,000	32. Book binding.....	37,000
-	5,000	5,000	33. Electrical work.....	5,000
502,810	627,810	628,000	34. Online catalog and circulation system maintenance.....	627,810
-	-	-	35. Support and maintenance of Library network, servers, telecommunications, and public web access.....	-
535,558	697,190	697,000	36. Router maintenance.....	697,190
64,991	64,800	65,000	37. Self check-out system maintenance.....	64,800
43,083	182,500	183,000	38. Network cabling repairs.....	182,500
259,033	-	-	39. Network switches for payment card industry data security compliance.....	-
411,389	-	-	40. Fiber connection and communication (disaster backup and recovery).....	-
268,456	-	-	41. Network switch connectors.....	-
85,499	-	-	42. Website design project.....	-
-	400,000	400,000	43. Book repair.....	76,000
-	76,000	76,000		

LIBRARY
DETAIL OF CONTRACTUAL SERVICES ACCOUNT

2019-20 Actual Expenditures	2020-21 Adopted Budget	2020-21 Estimated Expenditures	Program/Code/Description	2021-22 Contract Amount
-	275,000	275,000	44. Telecommunications service.....	275,000
-	190,500	191,000	45. Disaster recovery network connections	190,500
-	82,000	82,000	46. Network data ports maintenance and repairs.....	82,000
-	800,000	800,000	47. Public printing (copiers) replacement.....	-
-	40,000	40,000	48. Mobile application replacement.....	-
-	822,823	823,000	49. E-Rate application - (Library project cost).....	-
-	40,000	40,000	50. Equipment reservation/tracking system for digital media lab.....	-
-	465,706	466,000	51. Cybersecurity - server replacement.....	-
-	11,144	11,000	52. Replace post server racks at Central Library data center.....	-
-	135,000	135,000	53. Data center main power supply upgrade (2) for network servers.....	-
-	-	-	54. Data center and communication rooms air conditioning upgrades.....	185,000
-	-	-	55. Power and network ports maintenance and repair.....	50,000
<u>\$ 2,358,831</u>	<u>\$ 5,220,319</u>	<u>\$ 5,222,000</u>	Technology Support Total	<u>\$ 2,740,646</u>
General Administration and Support - DB4450				
\$	\$	\$	56. Librarian recruitment advertising, brochures.....	\$ 30,000
68,180	127,500	128,000	57. Special events services.....	127,500
80,966	124,200	124,000	58. Management and operation of the Olive Street Garage.....	124,200
28,200	27,000	27,000	59. Southern California Library Cooperative.....	27,000
70,795	76,732	77,000	60. Photocopier rental.....	76,732
97,836	129,800	130,000	61. Audio visual services.....	129,800
1,180,012	1,490,886	1,491,000	62. Marketing plan promotion and outreach.....	1,490,886
-	1,450,000	1,450,000	63. Facility assessment master plan.....	1,450,000
-	75,000	75,000	64. Canine pest control.....	-
-	100,000	100,000	65. Strategic plan consultant.....	-
<u>\$ 1,525,989</u>	<u>\$ 3,631,118</u>	<u>\$ 3,632,000</u>	General Administration and Support Total	<u>\$ 3,456,118</u>
<u>\$ 7,928,331</u>	<u>\$ 15,680,976</u>	<u>\$ 15,685,000</u>	TOTAL CONTRACTUAL SERVICES ACCOUNT	<u>\$ 16,186,490</u>

Library

Position Counts			Code	Title	2021-22 Salary Range and Annual Salary	
2020-21	Change	2021-22				
<u>GENERAL</u>						
<u>Regular Positions</u>						
142	-	142	1111	Messenger Clerk	1444(5)	(30,150 - 45,330)
1	-	1	1111	Messenger Clerk (Half-Time)	1444(5)	(30,150 - 45,330)
21	-	21	1111-A	Messenger Clerk (Part-Time)	1444(5)	(30,150 - 45,330)
5	(1)	4	1116	Secretary	2484(2)	(51,865 - 77,903)
1	-	1	1117-3	Executive Administrative Assistant III	3205(2)	(66,920 - 100,516)
1	-	1	1119-1	Accounting Records Supervisor I	2728(2)	(56,960 - 85,608)
10	-	10	1121-2	Delivery Driver II	1964(2)	(41,008 - 61,637)
1	-	1	1121-3	Delivery Driver III	2124(2)	(44,349 - 66,586)
1	-	1	1129	Personnel Records Supervisor	2908(2)	(60,719 - 91,224)
1	-	1	1170	Payroll Supervisor	3343(2)	(69,801 - 104,838)
55	-	55	1172-1	Library Assistant I	2287(2)	(47,752 - 71,743)
8	1	9	1172-2	Library Assistant II	2692(2)	(56,208 - 84,417)
1	-	1	1201	Principal Clerk	2728(2)	(56,960 - 85,608)
7	-	7	1223	Accounting Clerk	2414(2)	(50,404 - 75,710)
329	-	329	1358	Administrative Clerk	1853(2)	(38,690 - 58,088)
2	1	3	1368	Senior Administrative Clerk	2287(2)	(47,752 - 71,743)
1	-	1	1431-3	Programmer/Analyst III	3738(2)	(78,049 - 117,220)
1	-	1	1431-4	Programmer/Analyst IV	4045(2)	(84,459 - 126,866)
5	(1)	4	1455-1	Systems Programmer I	4291(7)	(89,596 - 134,613)
2	2	4	1455-2	Systems Programmer II	4617(2)	(96,402 - 144,844)
2	-	2	1513	Accountant	2713(2)	(56,647 - 85,086)
2	-	2	1523-2	Senior Accountant II	3413(2)	(71,263 - 107,051)
1	-	1	1525-2	Principal Accountant II	4138(2)	(86,401 - 129,831)
1	-	1	1538	Senior Project Coordinator	3847(2)	(80,325 - 120,623)
1	-	1	1593-2	Departmental Chief Accountant II	4780(2)	(99,806 - 149,939)
15	(1)	14	1596	Systems Analyst	3457(2)	(72,182 - 108,471)
3	-	3	1597-1	Senior Systems Analyst I	4091(2)	(85,420 - 128,286)
3	-	3	1597-2	Senior Systems Analyst II	5061(2)	(105,673 - 158,771)
1	-	1	1670-2	Graphics Designer II	2851(2)	(59,528 - 89,408)
1	-	1	1670-3	Graphics Designer III	3194(2)	(66,690 - 100,182)
1	-	1	1714-3	Personnel Director III	6328(2)	(132,128 - 198,485)
3	-	3	1731	Personnel Analyst	3457(2)	(72,182 - 108,471)
6	-	6	1785-2	Public Relations Specialist II	2807(2)	(58,610 - 88,030)
2	-	2	1786	Principal Public Relations Representative	3356(2)	(70,073 - 105,276)
1	-	1	1800-1	Public Information Director I	4276(2)	(89,282 - 134,133)

Library

Position Counts			Code	Title	2021-22 Salary Range and Annual Salary	
2020-21	Change	2021-22				
<u>GENERAL</u>						
<u>Regular Positions</u>						
1	-	1	1800-2	Public Information Director II	5025(2)	(104,922 - 157,602)
1	-	1	1832-1	Warehouse and Toolroom Worker I	1956(2)	(40,841 - 61,345)
1	-	1	1832-2	Warehouse and Toolroom Worker II	2048(2)	(42,762 - 64,226)
1	-	1	1837	Senior Storekeeper	2816(2)	(58,798 - 88,322)
-	6	6	2385-2	Social Worker II	3457(2)	(72,182 - 108,471)
-	1	1	2385-3	Social Worker III	4083(2)	(85,253 - 128,077)
12	-	12	2501-2	Community Program Assistant II	2693(2)	(56,229 - 84,480)
1	-	1	2501-3	Community Program Assistant III	3238(2)	(67,609 - 101,560)
2	-	2	3112	Maintenance Laborer	1846(2)	(38,544 - 57,921)
2	-	2	3141	Gardener Caretaker	1956(2)	(40,841 - 61,345)
1	-	1	3143	Senior Gardener	2188(2)	(45,685 - 68,653)
1	-	1	3168	Senior Event Attendant	1980(2)	(41,342 - 62,118)
3	-	3	3172	Event Attendant	1536(6)	(32,071 - 48,170)
259	1	260	6152-2	Librarian II	3063(2)	(63,955 - 96,048)
1	-	1	6152-2	Librarian II (Half-Time)	3063(2)	(63,955 - 96,048)
40	-	40	6152-3	Librarian III	3330(2)	(69,530 - 104,483)
96	-	96	6153	Senior Librarian	3614(2)	(75,460 - 113,357)
14	-	14	6155-1	Principal Librarian I	4219(2)	(88,092 - 132,316)
3	1	4	6155-2	Principal Librarian II	5038(2)	(105,193 - 158,040)
4	-	4	6157	Division Librarian	6067(2)	(126,678 - 190,279)
2	-	2	9167-1	Senior Personnel Analyst I	4255(2)	(88,844 - 133,423)
1	-	1	9167-2	Senior Personnel Analyst II	5266(2)	(109,954 - 165,202)
1	-	1	9171-1	Senior Management Analyst I	4255(2)	(88,844 - 133,423)
3	-	3	9171-2	Senior Management Analyst II	5266(2)	(109,954 - 165,202)
2	-	2	9182	Chief Management Analyst	6067(2)	(126,678 - 190,279)
12	-	12	9184	Management Analyst	3457(2)	(72,182 - 108,471)
2	-	2	9232	Assistant City Librarian	6946(2)	(145,032 - 217,861)
1	-	1	9235	City Librarian		(257,700)
1	-	1	9375	Director of Systems	6067(2)	(126,678 - 190,279)
1	-	1	9734-1	Commission Executive Assistant I	2728(2)	(56,960 - 85,608)
1,107	10	1,117				
<u>Commissioner Positions</u>						
5	-	5	0101-1	Commissioner	\$25/mtg	
5	-	5				

Library

Position Counts			Code	Title	2021-22 Salary Range and Annual Salary	
2020-21	Change	2021-22				
<u>AS NEEDED</u>						
<u>To be Employed As Needed in Such Numbers as Required</u>						
			0840-1	Student Librarian I	1498(7)	(31,278 - 47,000)
			0840-2	Student Librarian II	1626(7)	(33,950 - 51,030)
			0840-3	Student Librarian III	1770(7)	(36,957 - 55,519)
			1111	Messenger Clerk	1444(5)	(30,150 - 45,330)
			1121-1	Delivery Driver I	1799(2)	(37,563 - 56,438)
			1121-2	Delivery Driver II	1964(2)	(41,008 - 61,637)
			1140	Library Clerical Assistant	1683	(35,141 - 52,805)
			1172-1	Library Assistant I	2287(2)	(47,752 - 71,743)
			1172-2	Library Assistant II	2692(2)	(56,208 - 84,417)
			1223	Accounting Clerk	2414(2)	(50,404 - 75,710)
			1358	Administrative Clerk	1853(2)	(38,690 - 58,088)
			1368	Senior Administrative Clerk	2287(2)	(47,752 - 71,743)
			1427-1	Computer Operator I	2249(2)	(46,959 - 70,532)
			1502	Student Professional Worker	1390(7)	(29,023 - 43,597)
			1513	Accountant	2713(2)	(56,647 - 85,086)
			1523-1	Senior Accountant I	3150(2)	(65,772 - 98,804)
			1539	Management Assistant	2462(2)	(51,406 - 77,235)
			1597-2	Senior Systems Analyst II	5061(2)	(105,673 - 158,771)
			1599	Systems Aide	2462(2)	(51,406 - 77,235)
			1785-2	Public Relations Specialist II	2807(2)	(58,610 - 88,030)
			1832-1	Warehouse and Toolroom Worker I	1956(2)	(40,841 - 61,345)
			1835-1	Storekeeper I	2233(2)	(46,625 - 70,052)
			1859-2	Procurement Analyst II	3457(2)	(72,182 - 108,471)
			3111-2	Occupational Trainee II	1390(6)	(29,023 - 43,597)
			3168	Senior Event Attendant	1980(2)	(41,342 - 62,118)
			3172	Event Attendant	1536(6)	(32,071 - 48,170)
			3181	Security Officer	2036(2)	(42,511 - 63,892)
			3184	Senior Security Officer	2268(2)	(47,355 - 71,117)
			3199	Security Aide	1652(2)	(34,493 - 51,803)
			3200	Principal Security Officer	2527(2)	(52,763 - 79,281)
			3583	Truck Operator	2188(6)	(45,685 - 68,653)
			6152-1	Librarian I	2611(6)	(54,517 - 81,912)
			6152-2	Librarian II	3063(2)	(63,955 - 96,048)
			6152-3	Librarian III	3330(2)	(69,530 - 104,483)
			6153	Senior Librarian	3614(2)	(75,460 - 113,357)
			6155-1	Principal Librarian I	4219(2)	(88,092 - 132,316)

Library

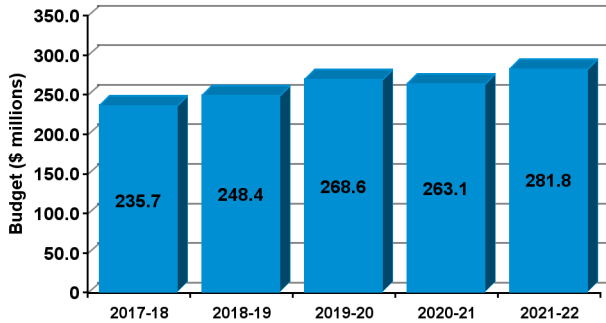
Position Counts			Code	Title	2021-22 Salary Range and Annual Salary	
2020-21	Change	2021-22				
<u>AS NEEDED</u>						
<u>To be Employed As Needed in Such Numbers as Required</u>						
			9167-2	Senior Personnel Analyst II	5266(2)	(109,954 - 165,202)
			9171-1	Senior Management Analyst I	4255(2)	(88,844 - 133,423)
			9182	Chief Management Analyst	6067(2)	(126,678 - 190,279)
			9184	Management Analyst	3457(2)	(72,182 - 108,471)
		Regular Positions	Commissioner Positions			
Total		1,117		5		

RECREATION AND PARKS

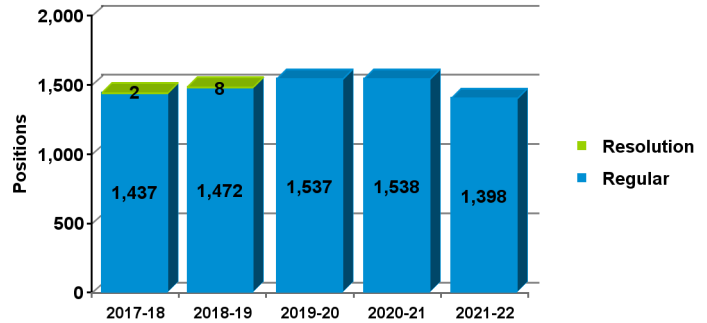
2021-22 Proposed Budget

FIVE-YEAR HISTORY OF BUDGET AND POSITION AUTHORITIES

FIVE-YEAR BUDGET HISTORY



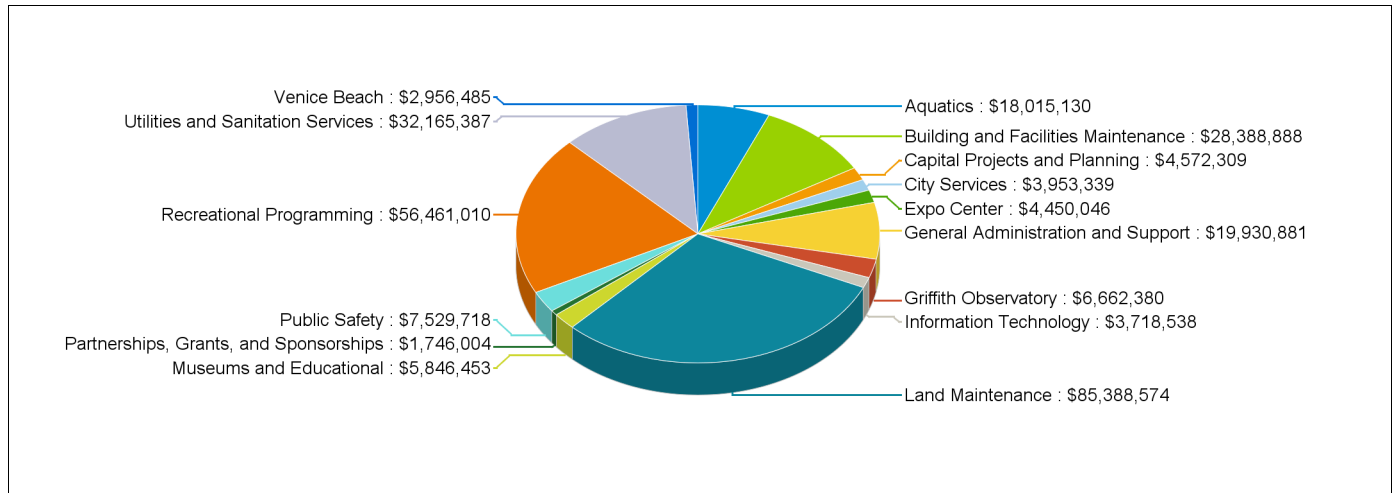
FIVE-YEAR POSITION AUTHORITY HISTORY



SUMMARY OF 2021-22 PROPOSED BUDGET CHANGES

	Total Budget			General Fund			Special Fund		
		Regular	Resolution		Regular	Resolution		Regular	Resolution
2020-21 Adopted	\$263,117,816	1,538	-	-	-	-	\$263,117,816 100.0%	1,538	-
2021-22 Proposed	\$281,785,142	1,398	-	-	-	-	\$281,785,142 100.0%	1,398	-
Change from Prior Year	\$18,667,326	(140)	-	-	-	-	\$18,667,326	(140)	-

2021-22 FUNDING DISTRIBUTION BY PROGRAM



MAIN BUDGET ITEMS

	Funding	Positions
* Funding for Partially Funded Facilities	\$110,146	-
* General Fund Reimbursement	\$11,912,441	-

Recapitulation of Changes

	Adopted Budget 2020-21	Total Budget Changes	Total Budget 2021-22
EXPENDITURES AND APPROPRIATIONS			
Salaries			
Salaries General	96,835,590	6,726,239	103,561,829
Salaries, As-Needed	44,154,842	-	44,154,842
Overtime General	1,764,595	-	1,764,595
Hiring Hall Salaries	982,246	-	982,246
Benefits Hiring Hall	344,236	-	344,236
Total Salaries	144,081,509	6,726,239	150,807,748
Expense			
Printing and Binding	485,517	-	485,517
Contractual Services	14,139,294	14,583	14,153,877
Field Equipment Expense	118,285	-	118,285
Maintenance Materials, Supplies and Services	10,556,628	85,147	10,641,775
Transportation	105,203	-	105,203
Utilities Expense Private Company	29,863,996	-	29,863,996
Uniforms	275,790	-	275,790
Animal Food/Feed and Grain	31,055	-	31,055
Camp Food	320,130	-	320,130
Office and Administrative	1,410,029	3,333	1,413,362
Operating Supplies	5,402,673	(60,417)	5,342,256
Leasing	103,004	-	103,004
Total Expense	62,811,604	42,646	62,854,250
Equipment			
Other Operating Equipment	14,000	(14,000)	-
Total Equipment	14,000	(14,000)	-
Special			
Refuse Collection	2,330,490	-	2,330,490
Children's Play Equipment	1,067,250	-	1,067,250
General Fund Reimbursement	52,812,963	11,912,441	64,725,404
Total Special	56,210,703	11,912,441	68,123,144
Total Recreation and Parks	263,117,816	18,667,326	281,785,142

Recreation and Parks

Recapitulation of Changes

	Adopted Budget 2020-21	Total Budget Changes	Total Budget 2021-22
--	------------------------------	----------------------------	----------------------------

SOURCES OF FUNDS

Recreation and Parks Other Revenue	263,117,816	18,667,326	281,785,142
Total Funds	263,117,816	18,667,326	281,785,142
Percentage Change			7.09%
Positions	1,538	(140)	1,398

Changes Applicable to Various Programs

The following changes involve two or more budgetary programs. These changes are explained below and apportioned as single entries in the affected programs. Single-program changes are shown only in the programs involved.

Program Changes	Direct Cost	Positions	Total Cost
Changes in Salaries, Expense, Equipment, and Special			
Obligatory Changes			
1. 2020-21 Employee Compensation Adjustment Related costs consist of employee benefits. SG: (\$1,006,055) Related Costs: (\$308,048)	(1,006,055)	-	(1,314,103)
2. 2021-22 Employee Compensation Adjustment Related costs consist of employee benefits. SG: \$175,566 Related Costs: \$53,764	175,566	-	229,330
3. Full Funding for Partially Financed Positions Related costs consist of employee benefits. SG: \$13,576,313 Related Costs: \$4,157,073	13,576,313	-	17,733,386
4. Salary Step and Turnover Effect Related costs consist of employee benefits. SG: (\$966,404) Related Costs: (\$295,915)	(966,404)	-	(1,262,319)
Deletion of One-Time Services			
5. Deletion of One-Time Equipment Funding Delete one-time funding for equipment purchases. EQ: (\$14,000)	(14,000)	-	(14,000)
6. Deletion of One-Time Expense Funding Delete one-time expense funding. EX: (\$67,500)	(67,500)	-	(67,500)
Increased Services			
7. Funding for Partially Funded Facilities Add funding in the Contractual Services (\$14,583), Maintenance Materials, Supplies and Services (\$85,147), Office and Administrative (\$3,333) and Operating Supplies (\$7,083) accounts to provide full-year funding for aquatics, land, and recreational programming for facilities that were partially financed in the previous fiscal year. EX: \$110,146	110,146	-	110,146

Recreation and Parks

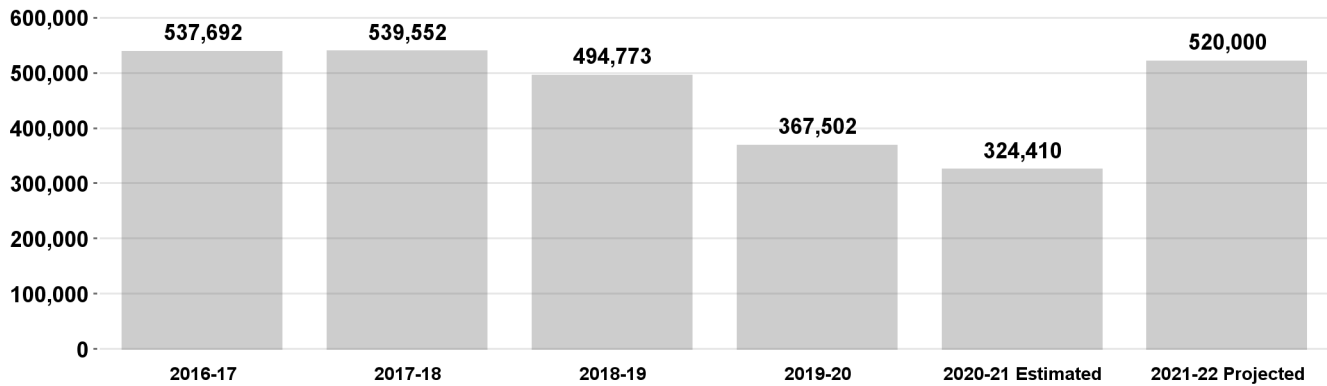
Program Changes	Direct Cost	Positions	Total Cost
Changes in Salaries, Expense, Equipment, and Special			
Efficiencies to Services			
8. One-Time Salary Reduction Reduce funding in the Salaries General Account, as a one-time budget reduction, to reflect savings generated by maintaining vacancies. Related costs consist of employee benefits. <i>SG: (\$400,000)</i>	(400,000)	-	(400,000)
Other Changes or Adjustments			
9. Charter Mandated Appropriation Increase the Department's General Fund appropriation by \$14,143,630 from \$222,012,226 to \$236,155,856 to meet the funding requirement set by the Charter. The additional appropriation will be used to fund the Department's services, utilities (water, electricity, and sanitation services), and reimburse a portion of General Fund indirect costs (pensions, health, and Medicare benefits).	-	-	-
10. General Fund Reimbursement Increase funding for General Fund cost reimbursements by \$11,912,441 from \$52,812,963 to \$64,725,404. Funds will be applied toward the reimbursement of General Fund costs including the City Employee Retirement System, Medicare, Employee Assistance, Civilian Flex programs, and other related costs not billed to the Department. <i>SP: \$11,912,441</i>	11,912,441	-	11,912,441
Separation Incentive Program			
11. Separation Incentive Program Cash Payment Add one-time funding in the Salaries General Account to pay for the balance of the Separation Incentive Program cash payment for 140 participants. <i>SG: \$5,851,716</i>	5,851,716	-	5,851,716
12. Separation Incentive Program Delete funding and regular authority for 140 positions as a result of the Separation Incentive Program (SIP). Related costs consist of employee benefits. <i>SG: (\$10,504,897)</i> <i>Related Costs: (\$5,515,619)</i>	(10,504,897)	(140)	(16,020,516)
TOTAL CHANGES APPLICABLE TO VARIOUS PROGRAMS	18,667,326	(140)	

Museums and Educational

Priority Outcome: Create a more livable and sustainable city

This program provides historic and education-based services through museum facilities and exhibits. It promotes awareness of City history, historical knowledge, and environmental and cultural stewardship as well as the conservation of marine life and the preservation of historical artifacts.

Number of Annual Museum Visitors (Excluding Griffith Observatory)



Program Changes	Direct Cost	Positions	Total Cost
Changes in Salaries, Expense, Equipment, and Special			
Apportionment of Changes Applicable to Various Programs	270,196	(8)	95,924
Related costs consist of employee benefits.			
SG: (\$75,804) SP: \$346,000			
Related Costs: (\$174,272)			

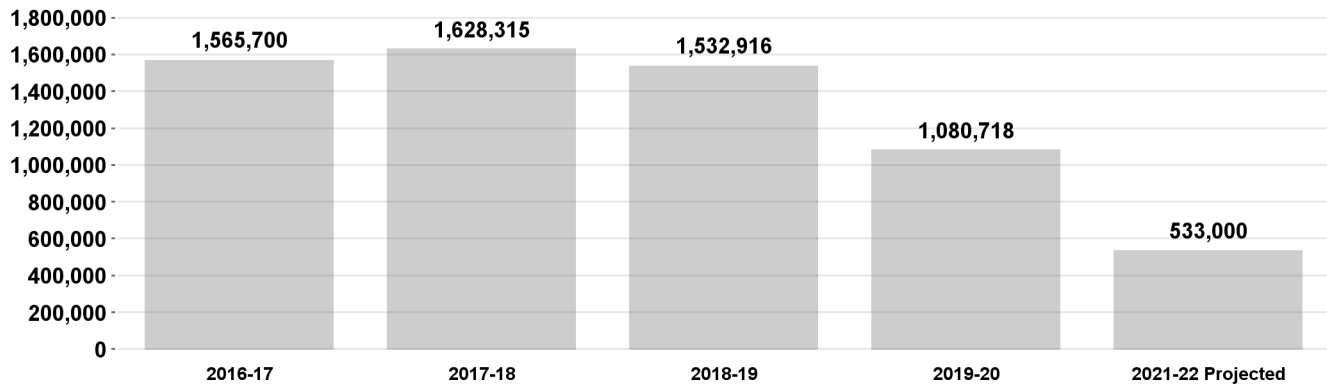
TOTAL Museums and Educational	270,196	(8)
2020-21 Program Budget	5,576,257	44
Changes in Salaries, Expense, Equipment, and Special	270,196	(8)
2021-22 PROGRAM BUDGET	5,846,453	36

Griffith Observatory

Priority Outcome: Create a more livable and sustainable city

This program provides residents and visitors with observational, inspirational, and educational experiences through state-of-the-art planetarium shows, unique interactive exhibits, cutting-edge school programs, innovative public programs and events, and breathtaking vistas and historical architectures.

Number of Griffith Observatory Visitors



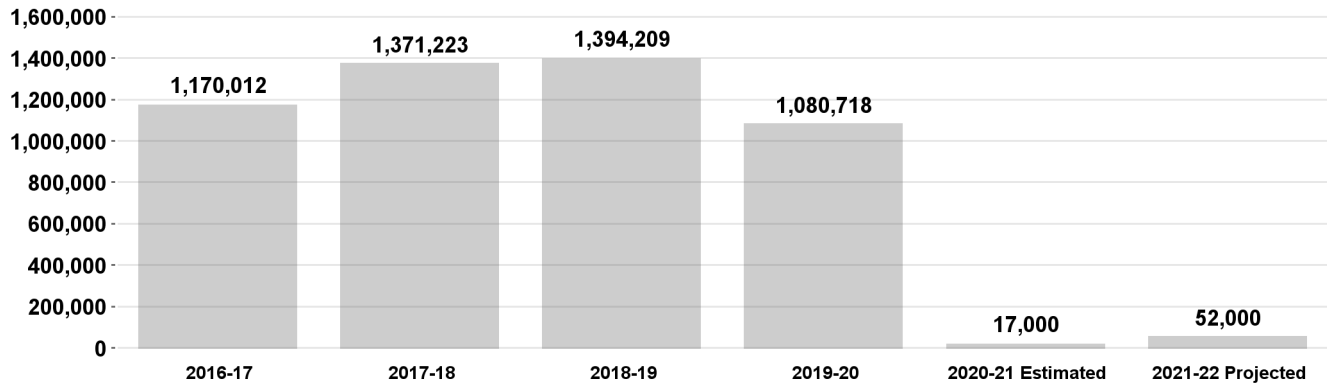
Program Changes	Direct Cost	Positions	Total Cost
Changes in Salaries, Expense, Equipment, and Special			
Apportionment of Changes Applicable to Various Programs	(28,914)	(7)	(270,586)
Related costs consist of employee benefits.			
SG: (\$255,914) SP: \$227,000			
Related Costs: (\$241,672)			
TOTAL Griffith Observatory	(28,914)	(7)	
2020-21 Program Budget	6,691,294	23	
Changes in Salaries, Expense, Equipment, and Special	(28,914)	(7)	
2021-22 PROGRAM BUDGET	6,662,380	16	

Aquatics

Priority Outcome: Create a more livable and sustainable city

This program provides recreation-based aquatic programs and activities at public swimming pools and open water facilities throughout the City, including lifeguard services and pool maintenance and operations.

Total Recreational Swim Attendance



Program Changes	Direct Cost	Positions	Total Cost
Changes in Salaries, Expense, Equipment, and Special			
Apportionment of Changes Applicable to Various Programs	807,970	(3)	837,658
Related costs consist of employee benefits.			
SG: \$280,220 EX: \$68,750 SP: \$459,000			
Related Costs: \$29,688			

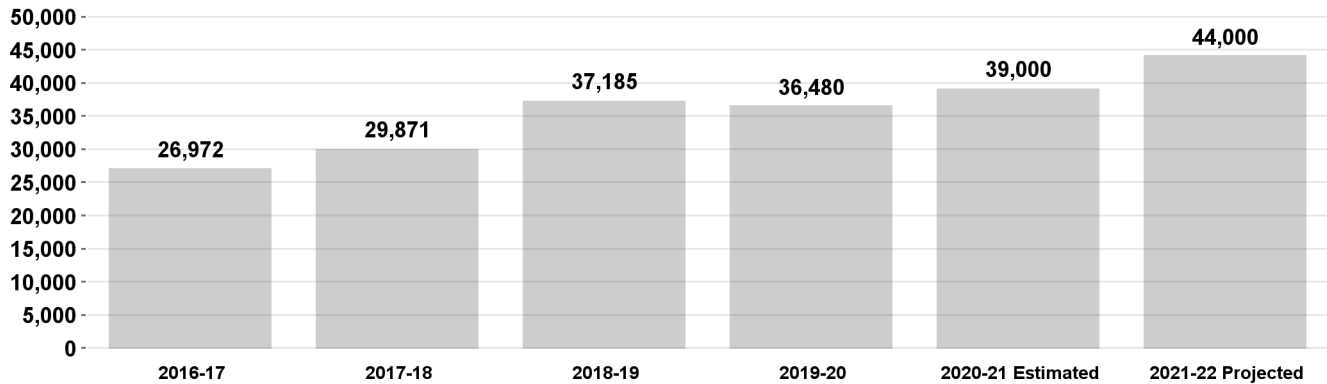
TOTAL Aquatics	807,970	(3)
2020-21 Program Budget	17,207,160	57
Changes in Salaries, Expense, Equipment, and Special	807,970	(3)
2021-22 PROGRAM BUDGET	18,015,130	54

Building and Facilities Maintenance

Priority Outcome: Create a more livable and sustainable city

This program provides construction and maintenance services to park buildings and facilities.

Maintenance Job Orders Completed



Program Changes	Direct Cost	Positions	Total Cost
Changes in Salaries, Expense, Equipment, and Special			
Apportionment of Changes Applicable to Various Programs	2,302,251	(16)	2,072,837
Related costs consist of employee benefits.			
SG: \$858,251 SP: \$1,444,000			
Related Costs: (\$229,414)			

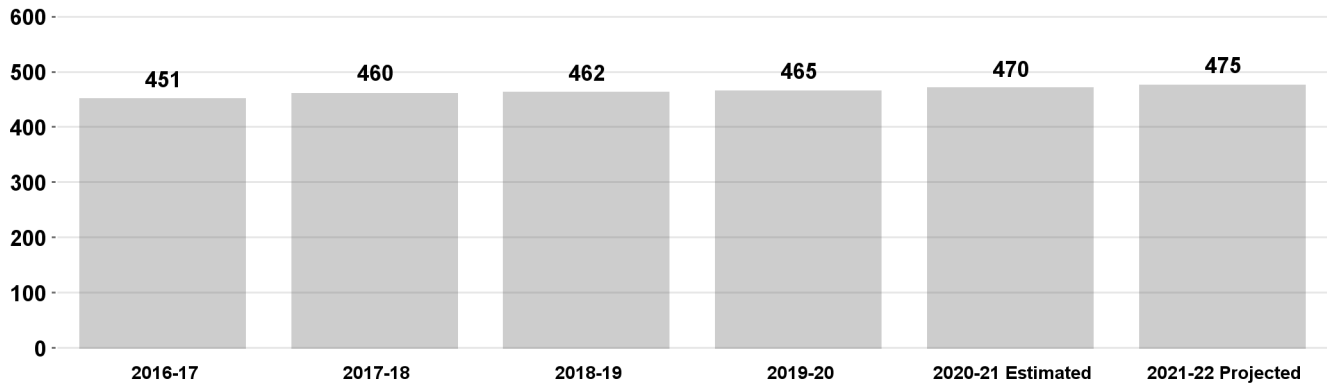
TOTAL Building and Facilities Maintenance	2,302,251	(16)
2020-21 Program Budget	26,086,637	160
Changes in Salaries, Expense, Equipment, and Special	2,302,251	(16)
2021-22 PROGRAM BUDGET	28,388,888	144

Land Maintenance

Priority Outcome: Create a more livable and sustainable city

This program provides general upkeep, cleanliness, and maintenance of park grounds and facilities, including public restrooms.

Number of Parks Maintained



Program Changes	Direct Cost	Positions	Total Cost
Changes in Salaries, Expense, Equipment, and Special			
Apportionment of Changes Applicable to Various Programs	6,711,399	(69)	5,557,981
Related costs consist of employee benefits.			
SG: \$2,409,478 EX: (\$23,020) EQ: (\$14,000)			
SP: \$4,338,941			
Related Costs: (\$1,153,418)			

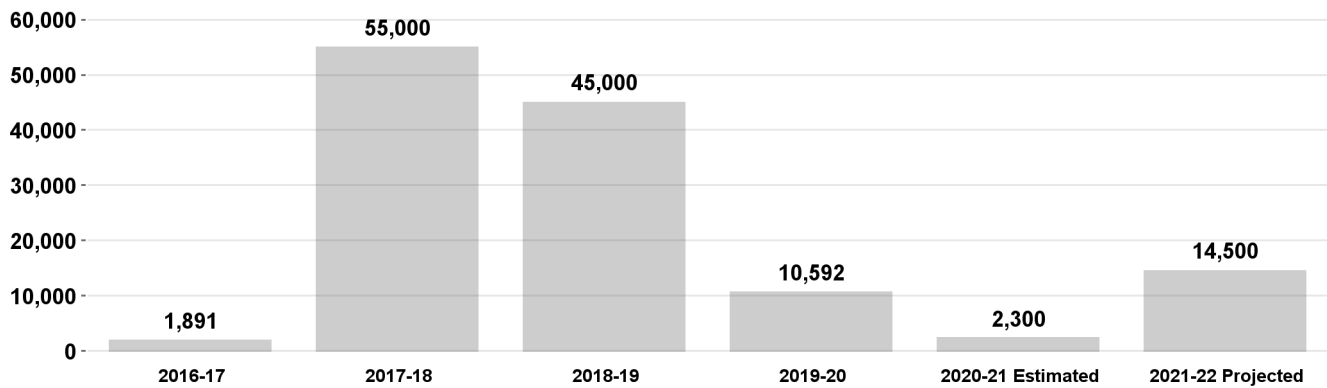
TOTAL Land Maintenance	6,711,399	(69)
2020-21 Program Budget	78,677,175	639
Changes in Salaries, Expense, Equipment, and Special	6,711,399	(69)
2021-22 PROGRAM BUDGET	85,388,574	570

Capital Projects and Planning

Priority Outcome: Create a more livable and sustainable city

This program provides technical services to the Department including: property management, capital improvement administration, engineering, architectural, and environmental compliance. It also coordinates construction and maintenance projects and conducts long-range planning of park property and facilities.

Additional Residents Served by Park within Walking Distance



Program Changes	Direct Cost	Positions	Total Cost
Changes in Salaries, Expense, Equipment, and Special			
Apportionment of Changes Applicable to Various Programs	268,170	(4)	121,113
Related costs consist of employee benefits.			
SG: (\$32,830) SP: \$301,000			
Related Costs: (\$147,057)			

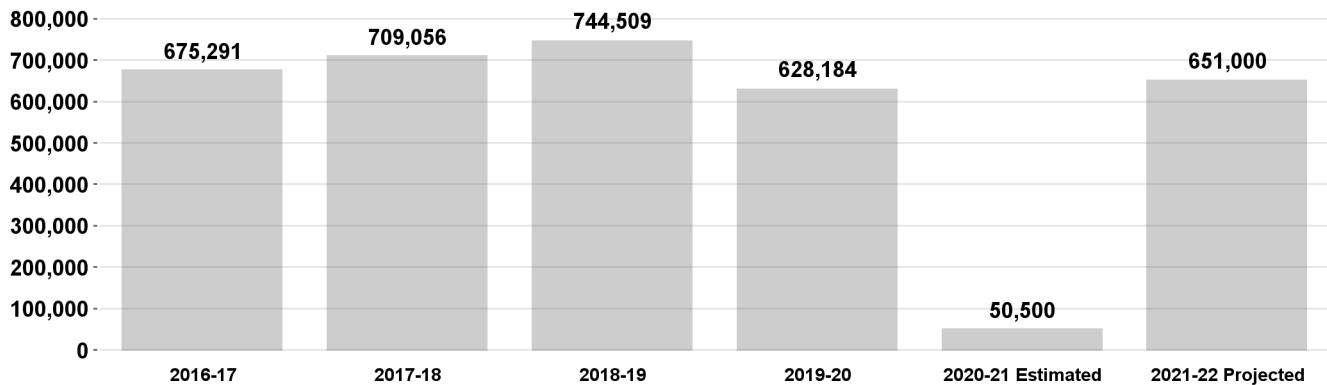
TOTAL Capital Projects and Planning	268,170	(4)
2020-21 Program Budget	4,304,139	26
Changes in Salaries, Expense, Equipment, and Special	268,170	(4)
2021-22 PROGRAM BUDGET	4,572,309	22

Expo Center

Priority Outcome: Create a more livable and sustainable city

This program provides recreational, educational, and cultural programs and services in and around South Los Angeles.

Number of EXPO Center Visitors



Program Changes	Direct Cost	Positions	Total Cost
Changes in Salaries, Expense, Equipment, and Special			
Apportionment of Changes Applicable to Various Programs	(219,955)	(9)	(506,931)
Related costs consist of employee benefits.			
SG: (\$452,955) SP: \$233,000			
Related Costs: (\$286,976)			

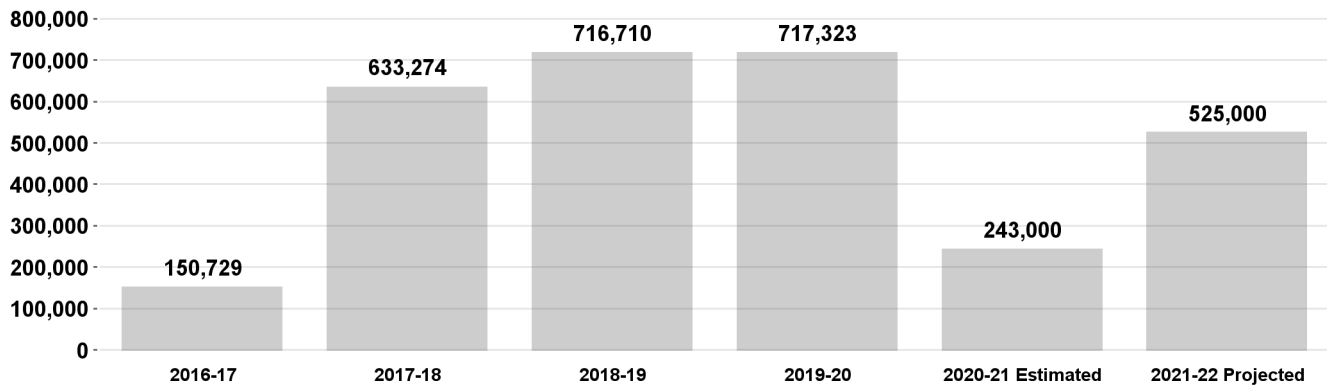
TOTAL Expo Center	(219,955)	(9)
2020-21 Program Budget	4,670,001	31
Changes in Salaries, Expense, Equipment, and Special	(219,955)	(9)
2021-22 PROGRAM BUDGET	4,450,046	22

Partnerships, Grants, and Sponsorships

Priority Outcome: Create a more livable and sustainable city

This program provides enhanced and expanded recreational programs, environmental stewardship, and improvements to park facilities through partnerships with private entities, sponsorships, donations, and grants.

Number of Participants from Collaborations



Program Changes	Direct Cost	Positions	Total Cost
Changes in Salaries, Expense, Equipment, and Special			
Apportionment of Changes Applicable to Various Programs	93,596	(1)	72,685
Related costs consist of employee benefits.			
SG: (\$7,404) SP: \$101,000			
Related Costs: (\$20,911)			

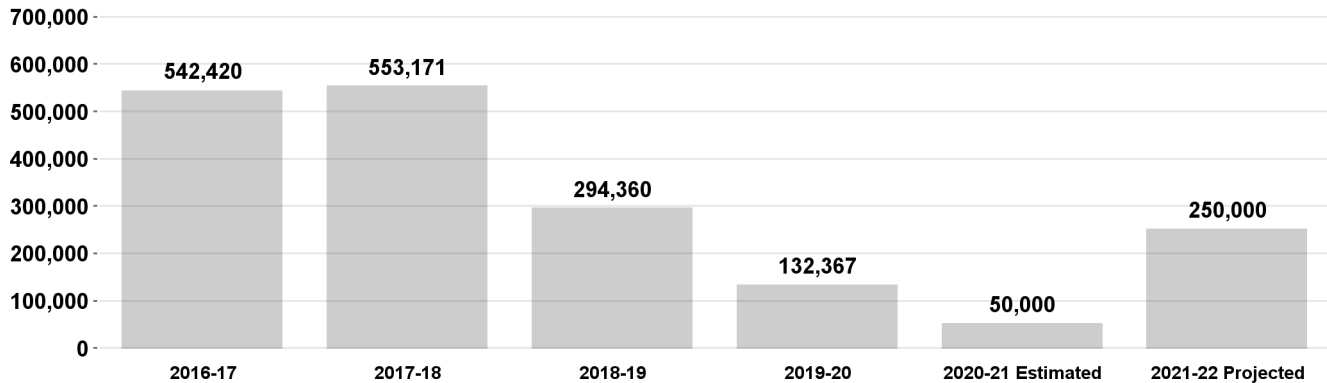
TOTAL Partnerships, Grants, and Sponsorships	93,596	(1)
2020-21 Program Budget	1,652,408	10
Changes in Salaries, Expense, Equipment, and Special	93,596	(1)
2021-22 PROGRAM BUDGET	1,746,004	9

Recreational Programming

Priority Outcome: Create a more livable and sustainable city

This program provides recreational activities, cultural activities, sports program activities, youth and senior activities, and community events.

Number of Youth and Adult Sports Program Registrations



Program Changes	Direct Cost	Positions	Total Cost
Changes in Salaries, Expense, Equipment, and Special			
Apportionment of Changes Applicable to Various Programs	5,174,018	(15)	5,369,289
Related costs consist of employee benefits.			
SG: \$2,376,102 EX: (\$3,084) SP: \$2,801,000			
Related Costs: \$195,271			

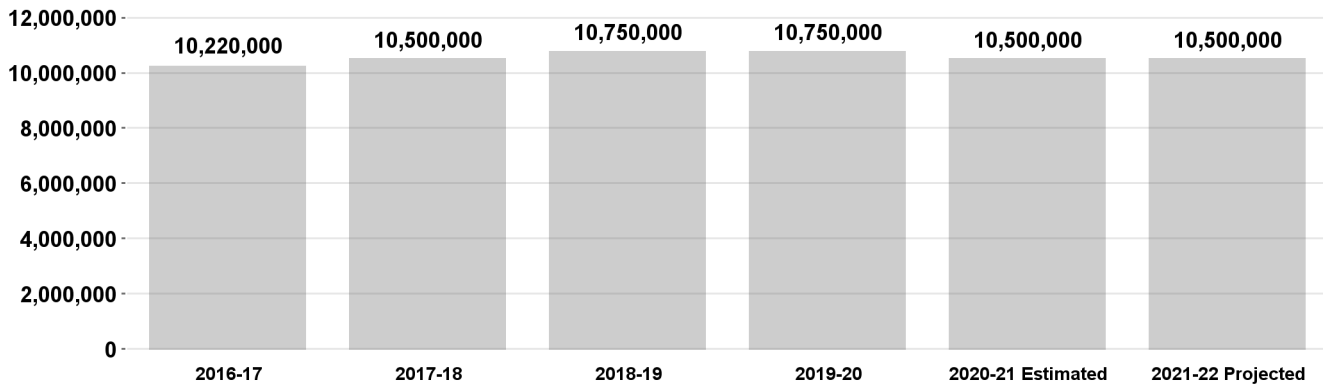
TOTAL Recreational Programming	5,174,018	(15)
2020-21 Program Budget	51,286,992	356
Changes in Salaries, Expense, Equipment, and Special	5,174,018	(15)
2021-22 PROGRAM BUDGET	56,461,010	341

Venice Beach

Priority Outcome: Create a more livable and sustainable city

This program provides recreational programming and maintenance services at the Venice Beach Boardwalk, Venice Skate Park, Muscle Beach, the Venice Recreation Center, and basketball and tennis courts in the area.

Number of Annual Visitors



Program Changes	Direct Cost	Positions	Total Cost
Changes in Salaries, Expense, Equipment, and Special			
Apportionment of Changes Applicable to Various Programs	243,423	(1)	213,446
Related costs consist of employee benefits.			
SG: \$116,423 SP: \$127,000			
Related Costs: (\$29,977)			

TOTAL Venice Beach	243,423	(1)
2020-21 Program Budget	2,713,062	17
Changes in Salaries, Expense, Equipment, and Special	243,423	(1)
2021-22 PROGRAM BUDGET	2,956,485	16

Utilities and Sanitation Services

Priority Outcome: Create a more livable and sustainable city

This program provides water, electricity, and refuse collection services for park grounds and facilities (including public restrooms).

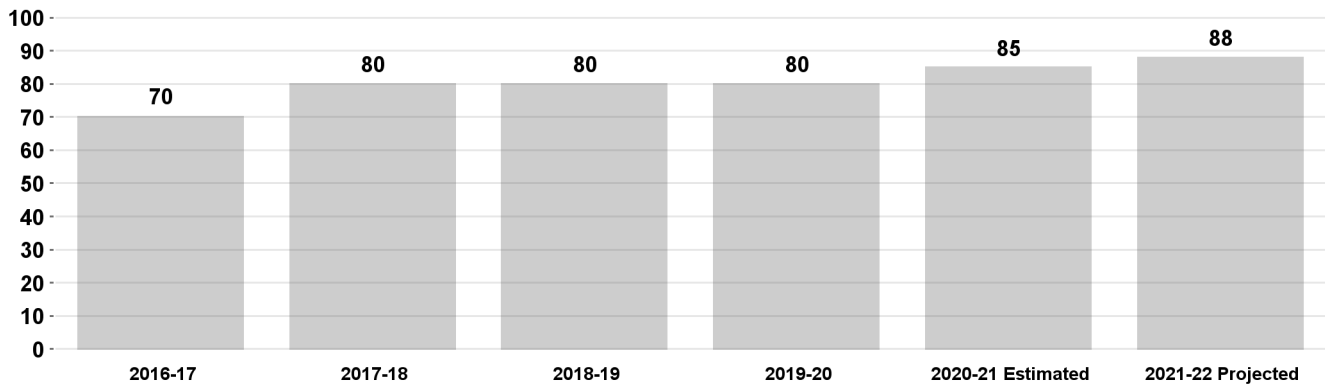
Program Changes	Direct Cost	Positions	Total Cost
<hr/>			
Changes in Salaries, Expense, Equipment, and Special			
TOTAL Utilities and Sanitation Services	<u>-</u>	<u>-</u>	
2020-21 Program Budget	32,165,387	-	
Changes in Salaries, Expense, Equipment, and Special	-	-	
2021-22 PROGRAM BUDGET	<u>32,165,387</u>	<u>-</u>	

Public Safety

Priority Outcome: Create a more livable and sustainable city

This program consists of Park Ranger services. Park Rangers support the Department's recreation and community service mission by providing law enforcement, public education, resource protection, and visitor services on park property.

Percent of Visitors Feeling 'Safe' or 'Very Safe'



Program Changes	Direct Cost	Positions	Total Cost
Changes in Salaries, Expense, Equipment, and Special			
Apportionment of Changes Applicable to Various Programs	1,012,553	-	1,190,014
Related costs consist of employee benefits.			
SG: \$579,553 SP: \$433,000			
Related Costs: \$177,461			

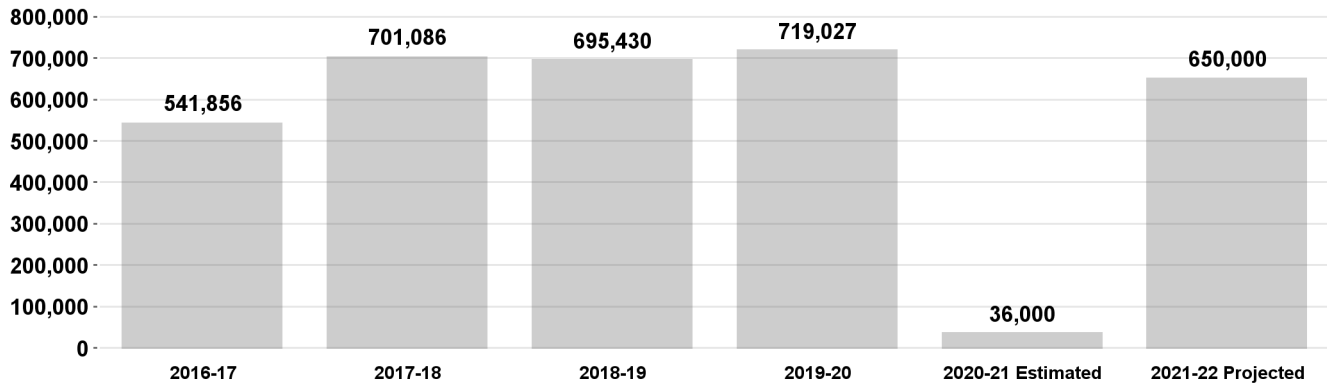
TOTAL Public Safety	1,012,553	-
2020-21 Program Budget	6,517,165	55
Changes in Salaries, Expense, Equipment, and Special	1,012,553	-
2021-22 PROGRAM BUDGET	7,529,718	55

City Services

Priority Outcome: Create a more livable and sustainable city

This program provides recreation programming, emergency preparedness services, and maintenance at facilities not owned by the Department.

Number of Summer Night Lights Participants



Program Changes	Direct Cost	Positions	Total Cost
Changes in Salaries, Expense, Equipment, and Special			
Apportionment of Changes Applicable to Various Programs	2,749	-	33,753
Related costs consist of employee benefits.			
SG: \$101,249 SP: (\$98,500)			
Related Costs: \$31,004			

TOTAL City Services	2,749	-
2020-21 Program Budget	3,950,590	10
Changes in Salaries, Expense, Equipment, and Special	2,749	-
2021-22 PROGRAM BUDGET	3,953,339	10

Information Technology

This program provides administrative and professional services, as well as technical expertise, to align and deliver information technology resources to the Department.

Program Changes	Direct Cost	Positions	Total Cost
Changes in Salaries, Expense, Equipment, and Special			
Apportionment of Changes Applicable to Various Programs	314,322	(1)	316,437
Related costs consist of employee benefits.			
<i>SG: \$107,322 SP: \$207,000</i>			
<i>Related Costs: \$2,115</i>			
TOTAL Information Technology	314,322	(1)	
2020-21 Program Budget	3,404,216	19	
Changes in Salaries, Expense, Equipment, and Special	314,322	(1)	
2021-22 PROGRAM BUDGET	3,718,538	18	

General Administration and Support

This program manages Department-wide activities including: policy formulation; administrative decision making; finance and administration; human resources; and public information functions.

Program Changes	Direct Cost	Positions	Total Cost
Changes in Salaries, Expense, Equipment, and Special			
Apportionment of Changes Applicable to Various Programs	1,715,548	(6)	1,654,961
Related costs consist of employee benefits.			
<i>SG: \$722,548 SP: \$993,000</i>			
<i>Related Costs: (\$60,587)</i>			
TOTAL General Administration and Support	1,715,548	(6)	
2020-21 Program Budget	18,215,333	91	
Changes in Salaries, Expense, Equipment, and Special	1,715,548	(6)	
2021-22 PROGRAM BUDGET	19,930,881	85	

RECREATION AND PARKS

DETAIL OF CONTRACTUAL SERVICES ACCOUNT

2019-20 Actual Expenditures	2020-21 Adopted Budget	2020-21 Estimated Expenditures	Program/Code/Description	2021-22 Contract Amount
Museums and Educational - DC8801				
\$ 2,010	\$ 5,260	\$ 5,000	1. Banning Museum alarm system.....	\$ 5,260
-	5,600	6,000	2. Cabrillo Marine Aquarium computer repair contract.....	5,600
49,513	14,740	15,000	3. Cabrillo Marine Aquarium design and exhibit services	14,740
-	2,000	2,000	4. Cabrillo Marine Aquarium ice machine rental.....	2,000
-	14,800	15,000	5. Cabrillo Marine Aquarium illustrator services.....	14,800
-	7,200	7,000	6. Cabrillo Marine Aquarium photocopier rental.....	7,200
-	7,000	7,000	7. Cabrillo Marine Aquarium veterinary services contract.....	7,000
-	9,260	9,000	8. Maritime Museum alarm system.....	9,260
891	5,240	5,000	9. Point Fermin Lighthouse conservation specialist services.....	5,240
4,537	5,446	6,000	10. Travel Town advertising.....	5,446
\$ 56,951	\$ 76,546	\$ 77,000	Museums and Educational Total	\$ 76,546
Griffith Observatory - DC8802				
\$ 320,894	\$ 335,500	\$ 336,000	11. Audio services, building security, graphic arts, and rental modular building	\$ 335,500
4,010	2,000	2,000	12. Maintenance of projection and computer system	2,000
-	20,673	20,000	13. Observatory maintenance	20,673
\$ 324,904	\$ 358,173	\$ 358,000	Griffith Observatory Total	\$ 358,173
Aquatics - DC8807				
\$ 89,013	\$ 45,000	\$ 45,000	14. Pool and bathhouse security	\$ 45,000
\$ 89,013	\$ 45,000	\$ 45,000	Aquatics Total	\$ 45,000
Building and Facilities Maintenance - DC8809				
\$ 94,333	\$ 45,548	\$ 46,000	15. Emergency lighting regulation compliance	\$ 45,548
591,431	623,656	624,000	16. Facility and landscape services	623,656
256,291	426,000	426,000	17. Gym floor maintenance	426,000
67,812	134,453	134,000	18. Roofing services.....	134,453
802,787	1,060,000	1,060,000	19. Alarm / Fire Regulation 4	1,060,000
\$ 1,812,654	\$ 2,289,657	\$ 2,290,000	Building and Facilities Maintenance Total	\$ 2,289,657
Land Maintenance - DC8810				
\$ 412,008	\$ 27,641	\$ 28,000	20. Chemical toilets	\$ 27,641
356,204	316,800	317,000	21. Department equipment analysis	316,800
-	128,133	128,000	22. Floor services	128,133
21,271	27,286	27,000	23. Pest control	27,286
4,233,704	2,832,794	2,833,000	24. Brush clearance services	2,832,794
-	4,167	4,000	25. Equipment repair	4,167
130,381	152,879	153,000	26. Fencing	167,462
239,799	451,000	451,000	27. Harbor Regional Park vegetation management services	451,000
459,682	477,434	478,000	28. Safety and maintenance	477,434
131,073	414,792	415,000	29. Synthetic field maintenance	414,792
270,331	186,320	186,000	30. Tree trimming services	186,320
79,852	353,510	353,000	31. Utility costs and maintenance for joint use agreements with LAUSD.....	353,510
\$ 6,334,305	\$ 5,372,756	\$ 5,373,000	Land Maintenance Total	\$ 5,387,339
Capital Projects and Planning - DC8811				
\$ 15,896	\$ 24,500	\$ 25,000	32. Environmental regulatory fees	\$ 24,500
128,099	45,000	45,000	33. Environmental services	45,000
112,186	91,000	91,000	34. Hazardous materials disposal	91,000
\$ 256,181	\$ 160,500	\$ 161,000	Capital Projects and Planning Total	\$ 160,500
EXPO Center - DC8812				
\$ 732,788	\$ 572,955	\$ 573,000	35. EXPO Center facility and professional services	\$ 572,955
\$ 732,788	\$ 572,955	\$ 573,000	EXPO Center Total	\$ 572,955
Recreational Programming - DC8820				
\$ -	\$ 160,000	\$ 160,000	36. Bus rentals for youth activities.....	\$ 160,000
467,858	186,780	187,000	37. CLASS Parks tree trimming, entertainment, and training services	186,780
89,956	263,600	264,000	38. Youth specialist services.....	263,600
-	58,829	59,000	39. ITA data and phone hookup and fire safety inspection	58,829
14,482	38,000	38,000	40. Recreation center security	38,000

**RECREATION AND PARKS
DETAIL OF CONTRACTUAL SERVICES ACCOUNT**

2019-20 Actual Expenditures	2020-21 Adopted Budget	2020-21 Estimated Expenditures	Program/Code/Description	2021-22 Contract Amount
-	14,000	14,000	41. Camp Hollywoodland maintenance services	14,000
-	1,000	1,000	42. Camp Seely housing allowance.....	1,000
-	2,400	2,000	43. Chimney and kitchen inspection services.....	2,400
-	5,500	5,000	44. Out-of-town camp septic tank pumping and chemical toilets services.....	5,500
28,764	49,749	50,000	45. Out-of-town camp waste management services	49,749
<u>\$ 601,060</u>	<u>\$ 779,858</u>	<u>\$ 780,000</u>	Recreational Programming Total	<u>\$ 779,858</u>
Venice Beach - DC8821				
\$ 81,208	\$ 102,200	\$ 102,000	46. Venice Beach 24-hour restroom services.....	\$ 102,200
108,152	202,850	203,000	47. Venice Beach cameras and maintenance.....	202,850
<u>\$ 189,360</u>	<u>\$ 305,050</u>	<u>\$ 305,000</u>	Venice Beach Total	<u>\$ 305,050</u>
Public Safety - DC8823				
\$ -	\$ 278,600	\$ 279,000	48. Security camera maintenance.....	\$ 278,600
45,375	92,617	92,000	49. Ranger expenses	92,617
<u>\$ 45,375</u>	<u>\$ 371,217</u>	<u>\$ 371,000</u>	Public Safety Total	<u>\$ 371,217</u>
City Services - DC8824				
\$ 1,747,276	\$ 1,947,767	\$ 4,170,000	50. Public building landscaping	\$ 1,947,767
<u>\$ 1,747,276</u>	<u>\$ 1,947,767</u>	<u>\$ 4,170,000</u>	City Services Total	<u>\$ 1,947,767</u>
Technology Support - DC8849				
\$ -	\$ 489,483	\$ 489,000	51. Youth Sports Program (formerly known as Expanded Universal Play).....	\$ 489,483
42,413	8,000	8,000	52. Computer training and technical services	8,000
<u>\$ 42,413</u>	<u>\$ 497,483</u>	<u>\$ 497,000</u>	Technology Support Total	<u>\$ 497,483</u>
General Administration and Support - DC8850				
\$ 51,894	\$ 172,805	\$ 173,000	53. Audit consulting	\$ 172,805
2,656,921	763,966	764,000	54. Equipment and office machine rentals	763,966
142,541	366,266	366,000	55. Waste management services	366,266
69,975	59,295	59,000	56. Human resources safety training	59,295
<u>\$ 2,921,331</u>	<u>\$ 1,362,332</u>	<u>\$ 1,362,000</u>	General Administration and Support Total	<u>\$ 1,362,332</u>
<u>\$ 15,153,611</u>	<u>\$ 14,139,294</u>	<u>\$ 16,362,000</u>	TOTAL CONTRACTUAL SERVICES ACCOUNT	<u>\$ 14,153,877</u>

Recreation and Parks

Position Counts			Code	Title	2021-22 Salary Range and Annual Salary	
2020-21	Change	2021-22				
<u>GENERAL</u>						
<u>Regular Positions</u>						
1	(1)	-	0847	Astronomical Observer	2972(2)	(62,055 - 93,208)
1	-	1	0883	Service Coordinator	4412(2)	(92,122 - 138,392)
6	-	6	1116	Secretary	2484(2)	(51,865 - 77,903)
2	-	2	1117-2	Executive Administrative Assistant II	2989(2)	(62,410 - 93,772)
1	-	1	1117-3	Executive Administrative Assistant III	3205(2)	(66,920 - 100,516)
1	-	1	1129	Personnel Records Supervisor	2908(2)	(60,719 - 91,224)
2	-	2	1170	Payroll Supervisor	3343(2)	(69,801 - 104,838)
1	-	1	1191-1	Archivist I	2886(2)	(60,259 - 90,514)
13	-	13	1223	Accounting Clerk	2414(2)	(50,404 - 75,710)
1	-	1	1253	Chief Clerk	3257(2)	(68,006 - 102,186)
26	-	26	1358	Administrative Clerk	1853(2)	(38,690 - 58,088)
26	(3)	23	1368	Senior Administrative Clerk	2287(2)	(47,752 - 71,743)
1	-	1	1429	Applications Programmer	2908(2)	(60,719 - 91,224)
3	-	3	1431-3	Programmer/Analyst III	3738(2)	(78,049 - 117,220)
1	-	1	1455-1	Systems Programmer I	4291(7)	(89,596 - 134,613)
1	-	1	1455-2	Systems Programmer II	4617(2)	(96,402 - 144,844)
2	-	2	1461-2	Communications Information Representative II	2287(2)	(47,752 - 71,743)
4	-	4	1513	Accountant	2713(2)	(56,647 - 85,086)
1	-	1	1517-1	Auditor I	2913(2)	(60,823 - 91,350)
1	-	1	1518	Senior Auditor	3667(2)	(76,566 - 115,007)
1	-	1	1523-1	Senior Accountant I	3150(2)	(65,772 - 98,804)
3	-	3	1523-2	Senior Accountant II	3413(2)	(71,263 - 107,051)
2	(1)	1	1525-2	Principal Accountant II	4138(2)	(86,401 - 129,831)
1	-	1	1539	Management Assistant	2462(2)	(51,406 - 77,235)
1	-	1	1542	Project Assistant	2462(2)	(51,406 - 77,235)
1	-	1	1555-1	Fiscal Systems Specialist I	4333(2)	(90,473 - 135,907)
1	-	1	1593-4	Departmental Chief Accountant IV	6067(2)	(126,678 - 190,279)
4	-	4	1596	Systems Analyst	3457(2)	(72,182 - 108,471)
5	(1)	4	1597-1	Senior Systems Analyst I	4091(2)	(85,420 - 128,286)
1	-	1	1597-2	Senior Systems Analyst II	5061(2)	(105,673 - 158,771)
2	-	2	1670-1	Graphics Designer I	2355(2)	(49,172 - 73,873)
1	(1)	-	1670-3	Graphics Designer III	3194(2)	(66,690 - 100,182)
2	-	2	1702-1	Emergency Management Coordinator I	4081(2)	(85,211 - 128,036)
1	-	1	1714-3	Personnel Director III	6328(2)	(132,128 - 198,485)
1	-	1	1726-2	Safety Engineering Associate II	3507(7)	(73,226 - 109,995)

Recreation and Parks

Position Counts			Code	Title	2021-22 Salary Range and Annual Salary	
2020-21	Change	2021-22				
<u>GENERAL</u>						
<u>Regular Positions</u>						
1	-	1	1727	Safety Engineer	4291(2)	(89,596 - 134,613)
1	-	1	1779-1	Data Analyst I	3513(2)	(73,351 - 110,162)
1	-	1	1785-1	Public Relations Specialist I	2462(2)	(51,406 - 77,235)
2	(1)	1	1793-1	Photographer I	2555(2)	(53,348 - 80,137)
1	-	1	1800-1	Public Information Director I	4276(2)	(89,282 - 134,133)
1	-	1	1802	Video Production Coordinator	2728(2)	(56,960 - 85,608)
43	-	43	1966	Park Ranger	2982	(62,264 - 81,682)
8	-	8	1967-1	Senior Park Ranger I	2889(2)	(60,322 - 90,619)
2	-	2	1967-2	Senior Park Ranger II	3194(2)	(66,690 - 100,182)
1	-	1	1968	Chief Park Ranger	5045(2)	(105,339 - 158,249)
1	-	1	2397	Banning Residence Museum Director	3239(2)	(67,630 - 101,602)
3	-	3	2398	Historic Site Curator	2693(2)	(56,229 - 84,480)
4	-	4	2400-1	Aquarist I	2744(2)	(57,294 - 86,088)
1	-	1	2400-2	Aquarist II	3051(2)	(63,704 - 95,713)
1	-	1	2402	Marine Aquarium Exhibits Director	3261(2)	(68,089 - 102,312)
1	-	1	2403	Marine Aquarium Program Director	3261(2)	(68,089 - 102,312)
1	-	1	2404	Marine Aquarium Administrator	4288(2)	(89,533 - 134,467)
1	-	1	2406	Maritime Museum Director	3242(2)	(67,692 - 101,706)
1	-	1	2407	Maritime Museum Curator	2610(2)	(54,496 - 81,891)
2	-	2	2412-1	Park Services Attendant I	1444(5)	(30,150 - 45,330)
7	(1)	6	2412-2	Park Services Attendant II	2056(2)	(42,929 - 64,498)
3	-	3	2419	Aquatic Director	3188(7)	(66,565 - 99,994)
3	-	3	2422	Senior Park Services Attendant	2351(2)	(49,088 - 73,706)
21	-	21	2423-1	Aquatic Facility Manager I	2415(2)	(50,425 - 75,731)
19	(1)	18	2423-2	Aquatic Facility Manager II	2691(2)	(56,188 - 84,396)
1	-	1	2423-3	Aquatic Facility Manager III	2996(8)	(62,556 - 93,960)
2	-	2	2424	Principal Park Services Attendant	2754(2)	(57,503 - 86,401)
3	-	3	2425-2	Marine Aquarium Curator II	2933(2)	(61,241 - 91,976)
1	(1)	-	2426	Park Services Supervisor	3261(2)	(68,089 - 102,312)
100	(7)	93	2434	Recreation Facility Director	2598(2)	(54,246 - 81,473)
61	(8)	53	2446	Senior Recreation Director	2897(2)	(60,489 - 90,911)
16	(3)	13	2460	Recreation Supervisor	3352(2)	(69,989 - 105,130)
5	-	5	2464-1	Principal Recreation Supervisor I	3605(2)	(75,272 - 113,086)
4	(1)	3	2464-2	Principal Recreation Supervisor II	4148(2)	(86,610 - 130,082)
157	(4)	153	2469	Recreation Coordinator	2332(2)	(48,692 - 73,163)

Recreation and Parks

Position Counts			Code	Title	2021-22 Salary Range and Annual Salary	
2020-21	Change	2021-22				
<u>GENERAL</u>						
<u>Regular Positions</u>						
6	(2)	4	2472	Superintendent of Rec & Parks Operations	6067(2)	(126,678 - 190,279)
1	-	1	2475	Executive Director Expo Center	6067(2)	(126,678 - 190,279)
9	(1)	8	2490-2	Child Care Associate II	1871(5)	(39,066 - 58,672)
2	-	2	2491-2	Child Care Center Director II	2739(2)	(57,190 - 85,900)
3	-	3	2493-1	Aquarium Educator I	2398(2)	(50,070 - 75,188)
2	(1)	1	2493-2	Aquarium Educator II	2572(2)	(53,703 - 80,659)
2	-	2	2495	Volunteer Coordinator	2933(2)	(61,241 - 91,976)
1	-	1	2500	Community Program Director	4150(2)	(86,652 - 130,124)
7	-	7	3112	Maintenance Laborer	1846(2)	(38,544 - 57,921)
20	-	20	3114	Tree Surgeon	2360(2)	(49,276 - 74,061)
17	(2)	15	3115	Maintenance and Construction Helper	1956(2)	(40,841 - 61,345)
6	(2)	4	3117-1	Tree Surgeon Supervisor I	3304(2)	(68,987 - 103,627)
2	-	2	3117-2	Tree Surgeon Supervisor II	3550(2)	(74,124 - 111,373)
1	-	1	3118	Sandblast Operator	2188(2)	(45,685 - 68,653)
1	-	1	3127-1	Construction and Maintenance Supervisor I		(126,887)
3	-	3	3127-2	Construction and Maintenance Supervisor II		(139,645)
1	-	1	3140	Camp Manager	2264(2)	(47,272 - 71,033)
376	(41)	335	3141	Gardener Caretaker	1956(2)	(40,841 - 61,345)
93	(11)	82	3143	Senior Gardener	2188(2)	(45,685 - 68,653)
26	(4)	22	3145	Park Maintenance Supervisor	2535(2)	(52,930 - 79,511)
8	-	8	3146	Senior Park Maintenance Supervisor	3482(2)	(72,704 - 109,202)
5	(1)	4	3147-2	Principal Grounds Maintenance Supervisor II	4148(2)	(86,610 - 130,082)
9	-	9	3151	Tree Surgeon Assistant	1846(2)	(38,544 - 57,921)
1	-	1	3325	Playground Equipment Supervisor		(93,417)
10	-	10	3333-1	Building Repairer I	2188(2)	(45,685 - 68,653)
1	-	1	3333-2	Building Repairer II	2364(2)	(49,360 - 74,165)
15	(3)	12	3344	Carpenter		(91,266)
2	-	2	3345	Senior Carpenter		(102,353)
1	-	1	3346	Carpenter Supervisor		(109,035)
4	(1)	3	3351	Cement Finisher Worker	2297(2)	(47,961 - 72,036)
1	-	1	3352-1	Floor Finisher I	2430(6)	(50,738 - 76,212)
5	-	5	3353	Cement Finisher		(83,791)
1	-	1	3354	Cement Finisher Supervisor		(100,558)
1	-	1	3364-1	Cook I	1722(2)	(35,955 - 53,995)
1	(1)	-	3364-2	Cook II	1846(2)	(38,544 - 57,921)

Recreation and Parks

Position Counts			Code	Title	2021-22 Salary Range and Annual Salary	
2020-21	Change	2021-22				
<u>GENERAL</u>						
<u>Regular Positions</u>						
17	(1)	16	3423	Painter		(87,466)
2	-	2	3424	Senior Painter		(96,215)
2	(1)	1	3426	Painter Supervisor		(100,558)
2	-	2	3428	Sign Painter		(87,466)
22	(1)	21	3443	Plumber		(99,869)
1	-	1	3444	Senior Plumber		(109,745)
3	(1)	2	3446	Plumber Supervisor		(114,714)
3	-	3	3451	Masonry Worker		(95,024)
4	-	4	3476	Roofer		(81,494)
2	(1)	1	3477	Senior Roofer		(89,596)
37	(8)	29	3523	Light Equipment Operator	2233(2)	(46,625 - 70,052)
16	(3)	13	3525	Equipment Operator		(99,952)
1	-	1	3558	Power Shovel Operator		(100,892)
10	-	10	3583	Truck Operator	2188(6)	(45,685 - 68,653)
6	-	6	3584	Heavy Duty Truck Operator	2309(6)	(48,211 - 72,453)
2	-	2	3585	Motor Sweeper Operator	2719(2)	(56,772 - 85,273)
2	-	2	3686	Communications Electrician		(98,741)
1	(1)	-	3723	Upholsterer		(83,499)
1	-	1	3734-1	Equipment Specialist I	3163(2)	(66,043 - 99,200)
1	-	1	3734-2	Equipment Specialist II	3507(2)	(73,226 - 109,995)
1	(1)	-	3763	Machinist		(90,556)
3	-	3	3771	Mechanical Helper	2059(2)	(42,991 - 64,602)
13	(1)	12	3773	Mechanical Repairer		(91,454)
10	(1)	9	3774	Air Conditioning Mechanic		(99,869)
1	-	1	3775	Sheet Metal Worker		(96,173)
2	-	2	3781-1	Air Conditioning Mechanic Supervisor I		(109,807)
1	-	1	3795	Mechanical Repair Supervisor		(102,082)
2	-	2	3796	Welder		(90,556)
1	-	1	3799	Electrical Craft Helper		(67,338)
19	(2)	17	3863	Electrician		(98,741)
1	-	1	3864	Senior Electrician		(108,346)
1	-	1	3865	Electrician Supervisor		(113,399)
25	(3)	22	3913	Irrigation Specialist	2364(2)	(49,360 - 74,165)
1	-	1	4150-2	Street Services Worker II	2188(2)	(45,685 - 68,653)
2	-	2	5923	Building Operating Engineer		(100,077)

Recreation and Parks

Position Counts			Code	Title	2021-22 Salary Range and Annual Salary	
2020-21	Change	2021-22				
<u>GENERAL</u>						
<u>Regular Positions</u>						
1	-	1	6215	Astronomical Lecturer	2821(2)	(58,902 - 88,447)
1	-	1	6216	Observatory Program Supervisor	3372(2)	(70,407 - 105,778)
1	-	1	6229-1	Observatory Director I	5046(2)	(105,360 - 158,291)
1	-	1	6229-2	Observatory Director II	6067(2)	(126,678 - 190,279)
1	(1)	-	6230	Curator of Griffith Observatory	4255(2)	(88,844 - 133,423)
1	-	1	6331	Observatory Technical Supervisor	3686(2)	(76,963 - 115,633)
1	-	1	7213	Geographic Information Systems Specialist	3525(2)	(73,602 - 110,580)
1	(1)	-	7237	Civil Engineer	4418(2)	(92,247 - 138,580)
1	-	1	7304-2	Environmental Supervisor II	4418(2)	(92,247 - 138,580)
1	-	1	7310-2	Environmental Specialist II	3651(2)	(76,232 - 114,547)
1	-	1	7310-3	Environmental Specialist III	4063(2)	(84,835 - 127,472)
1	-	1	7525-4	Electrical Engineering Associate IV	4418(2)	(92,247 - 138,580)
1	(1)	-	7925	Architect	4418(2)	(92,247 - 138,580)
1	-	1	7926-2	Architectural Associate II	3651(2)	(76,232 - 114,547)
1	-	1	7929-1	Landscape Architect I	4418(2)	(92,247 - 138,580)
1	-	1	7929-2	Landscape Architect II	4673(2)	(97,572 - 146,598)
4	-	4	7933-3	Landscape Architectural Associate III	4063(2)	(84,835 - 127,472)
1	-	1	7941	City Planning Associate	3741(2)	(78,112 - 117,345)
1	-	1	7944	City Planner	4541(2)	(94,816 - 142,443)
1	(1)	-	7957-4	Structural Engineering Associate IV	4418(2)	(92,247 - 138,580)
1	-	1	9134	Principal Project Coordinator	4720(2)	(98,553 - 148,039)
6	(1)	5	9167-1	Senior Personnel Analyst I	4255(2)	(88,844 - 133,423)
1	-	1	9167-2	Senior Personnel Analyst II	5266(2)	(109,954 - 165,202)
3	-	3	9171-1	Senior Management Analyst I	4255(2)	(88,844 - 133,423)
6	(2)	4	9171-2	Senior Management Analyst II	5266(2)	(109,954 - 165,202)
2	-	2	9182	Chief Management Analyst	6067(2)	(126,678 - 190,279)
22	(1)	21	9184	Management Analyst	3457(2)	(72,182 - 108,471)
1	-	1	9230	Chief Financial Officer	7057(2)	(147,350 - 221,348)
4	(2)	2	9241	Assistant General Manager Recreation & Parks	6946(2)	(145,032 - 217,861)
1	-	1	9243	General Manager Rec & Parks		(260,624)
1	-	1	9375	Director of Systems	6067(2)	(126,678 - 190,279)
1	-	1	9485	Senior Civil Engineer	5194(2)	(108,450 - 162,947)
1	(1)	-	9734-1	Commission Executive Assistant I	2728(2)	(56,960 - 85,608)
1	-	1	9734-2	Commission Executive Assistant II	3457(2)	(72,182 - 108,471)
1,538	(140)	1,398				

Recreation and Parks

Position Counts			Code	Title	2021-22 Salary Range and Annual Salary
2020-21	Change	2021-22			
<u>Commissioner Positions</u>					
5	-	5	0101-2	Commissioner	\$50/mtg
5	-	5			

AS NEEDED

To be Employed As Needed in Such Numbers as Required

0710-A	Theater Technician	\$15.86/hr	
0710-B	Theater Technician	\$18.51/hr	
0710-C	Theater Technician	\$21.15/hr	
0834	Park Activity Monitor	\$21.17/hr	
0835-A	Day Camp Director I	\$22.16/hr	
0835-B	Day Camp Director I	\$23.82/hr	
0835-C	Day Camp Director II	\$25.77/hr	
0835-D	Day Camp Director II	\$27.70/hr	
0844	Locker Room Attendant	\$16.62/hr	
0848-B	Observatory Lecturer	\$32.50/hr	
0849	Telescope Demonstrator	2197(2)	(45,873 - 68,883)
1121-1	Delivery Driver I	1799(2)	(37,563 - 56,438)
1121-2	Delivery Driver II	1964(2)	(41,008 - 61,637)
1131-1	Swimming Pool Clerk I	1191(12)	(24,868 - 37,333)
1131-2	Swimming Pool Clerk II	1477(8)	(30,839 - 46,311)
1358	Administrative Clerk	1853(2)	(38,690 - 58,088)
1501	Student Worker	\$16.10/hr	
1502	Student Professional Worker	1390(7)	(29,023 - 43,597)
1535-1	Administrative Intern I	1563(9)	(32,635 - 49,026)
1535-2	Administrative Intern II	1703(9)	(35,558 - 53,452)
1542	Project Assistant	2462(2)	(51,406 - 77,235)
1550	Program Aide	1879(2)	(39,233 - 58,944)
2401	Museum Guide	\$17.53/hr	
2408	Seasonal Pool Manager II	\$29.65/hr	
2409	Seasonal Pool Manager I	\$22.57/hr	
2413	Pool Lifeguard	\$19.27/hr	
2415	Special Program Assistant II	\$17.14/hr	
2416	Special Program Assistant III	\$21.36/hr	
2418-1	Assistant Park Services Attendant I	\$16.69/hr	
2418-2	Assistant Park Services Attendant II	\$20.79/hr	
2420-1	Open Water Lifeguard I	\$27.93/hr	
2420-2	Open Water Lifeguard II	\$31.89/hr	

Recreation and Parks

Position Counts			Code	Title	2021-22 Salary Range and Annual Salary	
2020-21	Change	2021-22				
<u>AS NEEDED</u>						
<u>To be Employed As Needed in Such Numbers as Required</u>						
			2421-A	Residential Camp Counselor	\$15/hr	
			2421-B	Residential Camp Counselor	\$15.86/hr	
			2427-A	Senior Residential Camp Counselor	\$17.50/hr	
			2427-B	Senior Residential Camp Counselor	\$20/hr	
			2427-C	Senior Residential Camp Counselor	\$22.50/hr	
			2435	Recreation Aide	\$15/hr	
			2453	Golf Starter	2020(2)	(42,177 - 63,391)
			2476	Lifeguard Recruit	\$15.86/hr	
			2490-1	Child Care Associate I	\$22.56/hr	
			2498	Recreation Assistant	\$18.28/hr	
			2499	Recreation Instructor	\$19.11- \$28.37/hr	
			3181	Security Officer	2036(2)	(42,511 - 63,892)
			3364-1	Cook I	1722(2)	(35,955 - 53,995)

HIRING HALL

Hiring Hall to be Employed As Needed in Such Numbers as Required

0855	Air Conditioning Mechanic - Hiring Hall	\$45.48/hr
0857	Cabinet Maker - Hiring Hall	\$46.47/hr
0858	Carpenter - Hiring Hall	\$46.47/hr
0858-A	Carpenter Apprentice (1st period)	\$21.84/hr
0858-B	Carpenter Apprentice (2nd period)	\$25.78/hr
0858-C	Carpenter Apprentice - Hiring Hall	\$30.72/hr
0858-D	Carpenter Apprentice (4th period)	\$32.69/hr
0858-E	Carpenter Apprentice (5th period)	\$34.66/hr
0858-F	Carpenter Apprentice (6th period)	\$36.63/hr
0858-G	Carpenter Apprentice (7th period)	\$38.59/hr
0858-H	Carpenter Apprentice (8th period)	\$42.53/hr
0858-Z	City Craft Assistant - Hiring Hall	\$27.95/hr
0859	Carpet Layer - Hiring Hall	\$37.10/hr
0860-1	Cement Finisher I - Hiring Hall	\$15.39/hr
0860-2	Cement Finisher II - Hiring Hall	\$41.79/hr
0861-1	Communications Electrician I	\$41.51/hr
0861-2	Communications Electrician II	\$54.28/hr
0862	Electrical Craft Helper - Hiring Hall	\$32.97/hr
0863	Electrical Mechanic - Hiring Hall	\$44.19/hr

Recreation and Parks

Position Counts			Code	Title	2021-22 Salary Range and Annual Salary
2020-21	Change	2021-22			
<u>HIRING HALL</u>					
<u>Hiring Hall to be Employed As Needed in Such Numbers as Required</u>					
		0864	Electrical Repairer - Hiring Hall	\$44.19/hr	
		0865	Electrician - Hiring Hall	\$44.19/hr	
		0868	Glazier - Hiring Hall	\$43.46/hr	
		0869	Masonry Worker - Hiring Hall	\$37.57/hr	
		0870	Painter - Hiring Hall	\$32.36/hr	
		0871	Pile Driver Worker - Hiring Hall	\$46.59/hr	
		0872-1	Pipefitter I - Hiring Hall	\$22.13/hr	
		0872-2	Pipefitter II - Hiring Hall	\$30.83/hr	
		0872-3	Pipefitter III - Hiring Hall	\$47.38/hr	
		0873	Plasterer - Hiring Hall	\$40.96/hr	
		0874	Plumber I - Hiring Hall	\$22.86/hr	
		0874-2	Plumber II - Hiring Hall	\$47.38/hr	
		0875	Roofer - Hiring Hall	\$36.99/hr	
		0876	Sheet Metal Worker - Hiring Hall	\$43.93/hr	
		0878	Sign Painter - Hiring Hall	\$32.36/hr	
		0880-1	Tile Setter I - Hiring Hall	\$14.41/hr	
		0880-2	Tile Setter II - Hiring Hall	\$37.75/hr	
		Regular Positions	Commissioner Positions		
Total		1,398	5		

CITY EMPLOYEES' RETIREMENT FUND

BASIS FOR THE PROPOSED BUDGET

The 2021-22 Proposed Budget for the City Employees' Retirement Fund relates to current year funding as follows:

<u>2020-21</u>			<u>2021-22¹</u>
Budget	Estimated Expenditures		Proposed Budget
\$ 113,251,104	\$ 90,613,000	Special Fund (Harbor, Airports, LACERS, and LAFPP)	\$ 129,047,678
532,649,398	532,833,000	Tax and Revenue Anticipation Notes	586,459,343
<u>\$ 645,900,502</u>	<u>\$ 623,446,000</u>	Total	<u>\$ 715,507,021</u>

¹⁾ The total budgeted contribution may differ from the LACERS Budget due to LACERS accounting of the true-up (a credit adjustment of \$34,089,399). Although settled by the City in 2020-21, the amount will subsequently be applied to the 2021-22 contribution and reflected as such in the Comprehensive Annual Financial Report.

The City's contribution to the Los Angeles City Employees' Retirement System (LACERS) is based on rates prepared by an actuary and adopted by the LACERS Board. It includes the required payments for the family death benefit, excess benefit, and limited term retirement plans. The budget also reflects the true-up adjustment for the prior fiscal year resulting from the reconciliation of budgeted covered payroll with actual covered payroll and an adjustment from the enhanced benefit for Airport Peace Officers who remained with LACERS. The contribution will be funded through the issuance of tax and revenue anticipation notes.

By funding the required contribution through the issuance of notes, the City will be able to make the entire contribution in July 2021 rather than spreading the payments throughout the year. As a result, the pension fund expects to gain additional investment earnings on the payment, which discounts the City contribution by approximately 3.19 percent. This discount reduces the required City General Fund contribution to the retirement fund by approximately \$19.66 million. The appropriation for the payment of the principal and borrowing costs on the tax and revenue anticipation notes is in the 2021 Tax and Revenue Anticipation Notes (TRAN), Debt Service Fund. The proprietary departments and the pension systems (LACERS and Los Angeles Fire and Police Pensions) will directly fund their share of the contribution in July 2022.

The net \$36.19 million General Fund increase in the City's contribution from 2020-21 is primarily due to increases in the contribution rates, which are partially offset with a reduction in covered payroll and a one-time true-up credit. Specifically, the 2021-22 budget is inclusive of a one-time \$28.59 million credit to the General Fund from the 2020-21 true-up adjustment. Expressed as a percentage of the City's budgeted payroll, the Tier 1 contribution rate increased from 29.43 percent in 2020-21 to 32.81 percent in 2021-22. The contribution rate for the Tier 3 benefit plan (i.e., City employees who became members of LACERS on or after February 21, 2016) increased from 27.45 percent to 30.16 percent. These rates include the enhanced benefit cost for Airport Peace Officers who remained in LACERS, which is borne exclusively by the Department of Airports. The final contribution obligation for all other agencies are adjusted accordingly to apply the full cost to the Department of Airports. The increased contribution rates reflect assumption changes adopted by the LACERS Board in June 2020 resulting from the triennial experience study. Most notably, the LACERS Board approved to the following: (1) reduce the expected rate of return from 7.25 percent to seven percent; (2) reduce the inflation rate from three percent to 2.75 percent; and, (3) reduce payroll growth from 3.5 percent to 3.25 percent..

The system's overall funded ratio, using the actuarial value of assets, decreased from 73.1 percent to 71.6 percent as of June 30, 2020, and is broken down as follows: retirement (69.4 percent) and health (85.6 percent).

CITY CONTRIBUTION:	2020-21 Adopted Budget	2021-22 Proposed Budget	Change From 2020-21 Budget
Tier 1 Requirements			
Retirement			
1. Employer Normal Cost	\$ 130,001,100	\$ 151,997,424	\$ 21,996,324
2. Amortization of UAAL ¹	356,629,886	358,343,281	1,713,395
Health			
3. Employer Normal Cost	\$ 64,224,425	\$ 59,872,373	\$ (4,352,052)
4. Amortization of UAAL	20,179,276	14,433,518	(5,745,758)
Subtotal	\$ 571,034,687	\$ 584,646,596	\$ 13,611,909
Tier 3 Requirements²			
Retirement			
1. Employer Normal Cost	\$ 16,644,270	\$ 28,820,399	\$ 12,176,129
2. Amortization of UAAL	80,084,209	108,943,273	28,859,064
Health			
3. Employer Normal Cost	\$ 18,343,554	\$ 21,236,084	\$ 2,892,530
4. Amortization of UAAL	4,531,425	4,388,068	(143,357)
Subtotal	\$ 119,603,458	\$ 163,387,824	\$ 43,784,366
TOTAL CITY ACTUARIAL CONTRIBUTION	\$ 690,638,145	\$ 748,034,420	\$ 57,396,275
ADJUSTMENTS:			
Other Adjustments			
Family Death Benefit Plan	\$ 98,000	\$ 71,000	\$ (27,000)
Excess Benefit Plan Fund	1,260,000	1,464,000	204,000
Limited Term Plan Fund	21,000	27,000	6,000
Subtotal	\$ 1,379,000	\$ 1,562,000	\$ 183,000
Annual Contribution True-Up Owed/(Credited)³	\$ (46,116,643)	\$ (34,089,399)	\$ 12,027,244
Subtotal	\$ (46,116,643)	\$ (34,089,399)	\$ 12,027,244
GRAND TOTAL PAYMENT	\$ 645,900,502	\$ 715,507,021	\$ 69,606,519

	2020-21 Adopted Budget	2021-22 Proposed Budget	Change From 2020-21 Budget
Financing Source			
Tax and Revenue Anticipation Notes	\$ 532,649,398	\$ 586,459,343	\$ 53,809,945
Airports	79,548,574	90,681,027	11,132,453
Harbor	25,458,130	28,443,102	2,984,972
City Employees Retirement System (LACERS)	4,488,509	5,858,755	1,370,246
Fire and Police Pensions System (LAFPP)	<u>3,755,891</u>	<u>4,064,794</u>	<u>308,903</u>
TOTAL FINANCING SOURCE	<u>\$ 645,900,502</u>	<u>\$ 715,507,021</u>	<u>\$ 69,606,519</u>

1. Unfunded Actuarial Accrued Liability (UAAL).
2. Effective February 21, 2016, LACERS members hired on or after February 21, 2016 are Tier 3 Members.
3. The annual City contribution to LACERS is based on total budgeted payroll and the actuarially determined contribution rate. LACERS conducts a true-up based on actual covered payroll for all benefit tiers. The amount is reflected as an adjustment to the annual required City contribution for the following fiscal year. The true-up adjustment is broken down as follows: City General Fund (-\$28,585,653), Airports (-\$5,360,215), Harbor (-\$454,329), LACERS (\$382,144), and LAFPP (-\$71,346).

THIS PAGE INTENTIONALLY LEFT BLANK

FIRE AND POLICE PENSION FUND

BASIS FOR THE PROPOSED BUDGET

The 2021-22 Proposed Budget for the Fire and Police Pension Fund relates to current year funding as follows:

<u>2020-21</u>			<u>2021-22</u>
Adopted Budget	Estimated Expenditures		Proposed Budget
\$ 752,187,959	\$ 738,908,000	Tax and Revenue Anticipation Notes	\$ 720,296,351
<u>\$ 752,187,959</u>	<u>\$ 738,908,000</u>	Total	<u>\$ 720,296,351</u>

The City's contribution to the Los Angeles Fire and Police Pension (LAFPP) Fund is based on rates prepared by an actuary and adopted by the LAFPP Board. The total contribution also includes the Excess Benefit Plan payment, which is transferred to the Controller. The City pays for the contribution and Excess Benefit Plan through the issuance of tax and revenue anticipation notes.

By funding the required General Fund contribution through the issuance of tax and revenue anticipation notes, the City will be able to make the entire contribution in July 2021, rather than spreading the payments throughout the year. As a result, the LAFPP expects to gain additional investment earnings on the payment, which discounts the City contribution by approximately 3.17 percent. The discount reduces the required City General Fund contribution to the LAFPP Fund by approximately \$22.81 million. The appropriation for the payment of the principal and borrowing costs on the tax and revenue anticipation notes is in the 2021 Tax and Revenue Anticipation Notes Debt Service Fund. The Harbor Department and the Department of Airports transmit their contribution payments directly to the LAFPP Fund.

The \$31.89 million decrease in the City General Fund contribution from 2020-21 is due to a decrease in covered payroll and a slight decrease in the contribution rate. Expressed as a percentage of the City's budgeted payroll, the 2021-22 combined City contribution rate is 45.89 percent compared to 46.60 percent in 2020-21. The decrease in the contribution rate is a result of a higher than expected rate of return, loss layers from the June 2004 valuation being fully amortized, and lower health premiums and subsidies. In May 2020, the LAFPP Board considered its triennial experience study and approved the following assumption changes: (1) reduce the expected rate of return from 7.25 percent to seven percent; (2) reduce the inflation rate from three percent to 2.75 percent; and, (3) reduce payroll growth from 3.5 percent to 3.25 percent. These actions offset the overall decrease to the contribution rate when applied to the June 2020 actuarial valuation.

The LAFPP System's overall funded ratio, using actuarial value of assets, increased from 88.5 percent to 88.6 percent as of June 30, 2020 and is broken down as follows: retirement (93.2 percent) and health (59.7 percent).

CITY CONTRIBUTION:	2020-21 Adopted Budget	2021-22 Adopted Budget	Change from 2020-21 Budget
Actuarial Requirements			
TIER 1 requirements:			
Retirement			
1. Amortization of UAAL ¹	\$ 14,149,530	\$ 13,744,677	\$ (404,853)
Health			
2. Amortization of UAAL	\$ 1,393,035	\$ 1,304,389	\$ (88,646)
Subtotal	\$ 15,542,565	\$ 15,049,066	\$ (493,499)
TIER 2 requirements:			
Retirement			
1. Employer Normal Cost	\$ 239,669	\$ 154,504	\$ (85,165)
2. Amortization of UAAL	5,469,697	3,920,634	(1,549,063)
3. LAFPP Admin Expenses ²	10,811	7,841	(2,970)
Health			
4. Employer Normal Cost	\$ 28,957	\$ 22,332	\$ (6,625)
5. Amortization of UAAL	64,671,121	60,220,933	(4,450,188)
6. Health Admin Expenses	869	690	(179)
Subtotal	\$ 70,421,124	\$ 64,326,934	\$ (6,094,190)
TIER 3 requirements:			
Retirement			
1. Employer Normal Cost	\$ 15,459,390	\$ 15,156,385	\$ (303,005)
2. Amortization of UAAL	(482,620)	(2,038,730)	(1,556,110)
3. LAFPP Admin Expenses	976,566	999,762	23,196
Health			
4. Employer Normal Cost	\$ 4,028,335	\$ 3,679,123	\$ (349,212)
5. Amortization of UAAL	5,630,570	5,175,236	(455,334)
6. Health Admin Expenses	78,474	87,979	9,505
Subtotal	\$ 25,690,715	\$ 23,059,755	\$ (2,630,960)
TIER 4 requirements:			
Retirement			
1. Employer Normal Cost	\$ 6,470,490	\$ 5,970,811	\$ (499,679)
2. Amortization of UAAL	7,400,178	5,802,538	(1,597,640)
3. LAFPP Admin Expenses	369,365	362,659	(6,706)
Health			
4. Employer Normal Cost	\$ 1,477,462	\$ 1,314,275	\$ (163,187)
5. Amortization of UAAL	3,539,216	3,136,507	(402,709)
6. Health Admin Expenses	29,681	31,914	2,233
Subtotal	\$ 19,286,392	\$ 16,618,704	\$ (2,667,688)

1. Unfunded Actuarial Accrued Liability (UAAL).

2. Administrative expenses are separately identified in the contribution rate in conjunction with Governmental Accounting Standards Board (GASB No. 67 and No. 68) reporting.

CITY CONTRIBUTION:	2020-21 Adopted Budget	2021-22 Adopted Budget	Change from 2020-21 Budget
TIER 5 requirements:			
Retirement			
1. Employer Normal Cost	\$ 236,534,624	\$ 234,667,568	\$ (1,867,056)
2. Amortization of UAAL	153,335,630	130,038,009	(23,297,621)
3. LAFPP Admin Expenses	13,180,039	13,869,242	689,203
Health			
4. Employer Normal Cost	\$ 50,954,971	\$ 47,266,375	\$ (3,688,596)
5. Amortization of UAAL	37,539,575	33,286,180	(4,253,395)
6. Health Admin Expenses	1,059,110	1,220,493	161,383
Subtotal	\$ 492,603,949	\$ 460,347,867	\$ (32,256,082)
TIER 6 requirements:			
Retirement			
1. Employer Normal Cost	\$ 52,930,513	\$ 61,580,044	\$ 8,649,531
2. Amortization of UAAL	40,498,214	40,913,726	415,512
3. LAFPP Admin Expenses	3,481,044	4,363,665	882,621
Health			
4. Employer Normal Cost	\$ 21,538,958	\$ 23,179,790	\$ 1,640,832
5. Amortization of UAAL	9,914,758	10,472,797	558,039
6. Health Admin Expenses	279,727	384,003	104,276
Subtotal	\$ 128,643,214	\$ 140,894,025	\$ 12,250,811
NET GENERAL FUND ACTUARIAL CONTRIBUTION	\$ 752,187,959	\$ 720,296,351	\$ (31,891,608)
General Fund to LAFPP	\$ 749,812,593	\$ 718,105,351	\$ (31,707,242)
General Fund to Excess Benefit Plan Fund	\$ 2,375,366	\$ 2,191,000	\$ (184,366)
Financing Source			
Tax and Revenue Anticipation Notes	\$ 752,187,959	\$ 720,296,351	\$ (31,891,608)
TOTAL FINANCING SOURCE	\$ 752,187,959	\$ 720,296,351	\$ (31,891,608)

THIS PAGE INTENTIONALLY LEFT BLANK



2021-22

**Non-Departmental Schedules
Other Supplemental Schedules**

THIS PAGE INTENTIONALLY LEFT BLANK

ACCESSIBLE HOUSING PROGRAM

BASIS FOR THE PROPOSED BUDGET

The 2021-22 Proposed Budget for the Accessible Program relates to the current year funding as follows:

	General Fund	Special Funds *	Other Funds **	Total
2020-21 Adopted Budget	\$ 21,404,085	\$ 25,064,664	\$ 24,644,260	\$ 71,113,009
2021-22 Proposed Budget	\$ 33,930,045	\$ 50,664,075	\$ 151,992,225	\$ 236,586,345
Change from 2020-21 Budget	\$ 12,525,960	\$ 25,599,411	\$ 127,347,965	\$ 165,473,336
% Change	58.5%	102.1%	516.7%	232.7%

* Special Funds include Proposition HHH bond proceeds used to subsidize the construction of accessible units.

** Other funds consist of funding for the construction of accessible units from other funding sources. For 2020-21, the source included tax credits only. For 2021-22, the other sources include tax credits, federal, state, and county funds.

In 2016, the City Council and Mayor approved a settlement relative to the class action lawsuit, *Independent Living Center of Southern California v. the City of Los Angeles, et al* (Settlement Agreement) (C.F. 16-1389). The terms of the Settlement Agreement require the City to:

- Invest \$200 million over 10 years (an average value of \$20 million per year) and hire staff, architects, contractors, consultants, and experts in accessibility standards to implement the program; and,
- Produce 4,000 units of accessible rental housing (target number of accessible units) within 10 years by retrofitting existing housing developments and financing new units.

In 2019, the City entered into a Voluntary Compliance Agreement (VCA) with the U.S. Department of Housing and Urban Development (HUD) (C.F. 12-0291). The terms of the VCA require the City to:

- Produce 4,031 units of accessible rental housing (target number of accessible units) within 10 years by retrofitting 3,100 existing housing developments and financing new units.

Funding in 2021-22 for the Accessible Housing Program is provided by the General Fund, Special Funds (Proposition HHH bond proceeds), and funding for the construction of accessible units from Low Income Housing Tax Credits, HOME Investment Partnerships Program funding, State, County and other funds.

The 2021-22 Proposed Budget includes the following:

- \$9.2 million for the Housing Department and the City Attorney's Office to implement the requirements of the Settlement Agreement;
- \$51 million for the construction of accessible units under the Proposition HHH program and funded by Proposition HHH Bond Proceeds;
- \$2 million in the Unappropriated Balance to pay for the contracts associated with inspecting accessibility and conducting accessibility retrofits; and,
- \$3.2 million to pay for contracts associated with accessibility retrofits and relocation assistance to tenants of occupied units.

Funding in 2021-22 will produce 745 accessible units toward the City's 10-year goal of 4,000 units.

Accessible Housing Program

The 2021-22 Proposed Budget includes administrative resources to support the program, resources for the construction of new and rehabilitation of existing accessible units, and other resources required to meet the requirements of the Settlement Agreement. Resources are allocated as follows:

	2020-21 Adopted Budget	2021-22 Proposed Budget
ACCESSIBLE HOUSING PROGRAM FUND		
DEPARTMENT APPROPRIATIONS		
CITY ATTORNEY – Funds are provided for two Deputy City Attorneys and one Paralegal to support the Accessible Housing Program.	\$ 304,786	\$ 476,673
HOUSING DEPARTMENT		
Salaries – Funds are provided for 80 positions in the Housing Department to support the Accessible Housing Program, as well as a portion of the salaries for Housing administrative and support staff.	6,799,749	8,088,513
Overtime General – Funds were provided for overtime expenses associated with meeting deadlines for the Settlement Agreement and VCA.	125,000	-
Printing and Binding – Funds were provided for materials to ensure that non-discriminatory rental occupancy policies are adopted and implemented by owners and property management agents, as well as annual training for City staff, owners, and property managers in Federal and State laws related to nondiscrimination in regard to people with disabilities.	10,000	-
Contractual Services		
Training – Funds are provided to conduct trainings for City staff, property owners, and their managers in nondiscrimination laws in regards to people with disabilities as mandated by the Settlement Agreement and VCA.	195,000	433,800
Tablet Data Usage and Cell Phones – Funds are provided for staff to have access to City data and communication while in the field. Fieldwork includes staff visits to construction sites to oversee pre-construction and the retrofit work undertaken by licensed general contractors, staff audits of housing developments for compliance with rental policies, and staff-conducted offsite training.	15,333	26,633
Transportation – Funds are provided for the mileage reimbursement of staff traveling to various construction sites, training sites, and rental properties.	21,800	21,800
Office and Administrative – Funds are provided for office expenses.	171,203	54,471
Leases – Funds are provided for lease costs associated with office space for staff in the Accessible Housing Program.	80,000	80,000
<i>Subtotal Housing Department</i>	<u>\$ 7,418,085</u>	<u>\$ 8,705,217</u>
LIABILITY CLAIMS – Funds were provided for the cost of Plaintiffs' Counsel to monitor the Settlement Agreement. Funds are provided as a Special Purpose Fund Appropriation for 2021-22 under Plaintiff Counsel.	552,000	-
UNAPPROPRIATED BALANCE – Funding is set aside to pay for contracts related to conducting accessibility retrofits, including architectural services and construction.	2,000,000	2,000,000

Accessible Housing Program

	2020-21 Adopted Budget	2021-22 Proposed Budget
SPECIAL PURPOSE FUND APPROPRIATIONS		
Chief Architect – Funds are provided for the Chief Architect that is licensed to carry out accessibility inspections, write scopes of work, and develop and prepare architectural drawings and plans. Funding was provided as a Special Purpose Fund Appropriation for 2020-21 under Technical Services.	-	10,218,369
City Architectural Plans – Funds are provided to reimburse the Department of Building and Safety for the provision of City architectural drawings, plans, and related documents of Settlement Agreement developments.	-	48,570
Contract Programming – Systems Upgrades – Funds are provided for modification to Housing's Housing Information Management System to allow it to meet the data collection and reporting requirements mandated by the Settlement Agreement and VCA, as well as funds to create and maintain a Website Registry for accessible housing with specified requirements intended to ensure equal access to affordable housing units financed through the City.	1,210,280	1,174,000
Court Monitor – Funds are provided for a Court Monitor appointed by the District Court to ensure the Settlement Agreement is implemented effectively and to assist the Court in monitoring the City's compliance.	850,000	1,155,000
Outside Auditor – Funds are provided for mandated auditor services, which includes conducting audits of Settlement Agreement housing developments to ensure compliance with the City's Monitoring, Compliance, and Enforcement Plan (MCEP).	-	960,000
Plaintiff Counsel – Funds are provided for the cost of Plaintiffs' Counsel to monitor the Settlement Agreement.	-	502,000
Retrofit – Funds are provided to pay for contracts related to conducting accessibility retrofits, including architectural services and construction, and relocation assistance to tenants of occupied units.	-	3,210,560
Technical Services – Funds were provided for two types of architectural services contracts. The first is for the Chief Architect to be licensed to carry out accessibility inspections, write scopes of work, and develop and prepare architectural drawings and plans. The second is for architectural services related to retrofits. Funding for the Chief Architect is continued in the Chief Architect Special Purpose Fund Appropriation in 2021-22.	4,337,179	-
Translation Services – Funds are provided for contractual services to effectively communicate with people with disabilities or limited English proficiency.	41,000	49,255
REIMBURSEMENT OF GENERAL FUND COSTS – Funds are provided to reimburse the General Fund for fringe benefits, central services, and department administration and support.	4,690,755	5,430,401
Subtotal Accessible Housing Program Fund Appropriations	<u>\$ 21,404,085</u>	<u>\$ 33,930,045</u>

Accessible Housing Program

	2020-21 Adopted Budget	2021-22 Proposed Budget
PROPOSITION HHH FUNDING		
Proposition HHH Developments with HHH Funding – Funding up to this amount may be available for the construction of accessible units approved to meet the conditions of Proposition HHH and funded by Proposition HHH Bond Proceeds. Funding is subject to final project costs and other financing factors.*	\$ 25,064,664	\$ 50,664,075
Subtotal Proposition HHH Appropriations	<u>\$ 25,064,664</u>	<u>\$ 50,664,075</u>
OTHER FUNDING		
Proposition HHH Developments with Other Funding – Funding up to this amount may be available for the construction of accessible units approved to meet the conditions of Proposition HHH and funded by nine percent and four percent Low Income Housing Tax Credits, Federal HOME Investment Partnerships Program Fund, State, County and other funds. Funding is subject to final project costs and other financing factors.*	\$ 24,644,260	\$151,992,225
Subtotal Other Funding	<u>\$ 24,644,260</u>	<u>\$151,992,225</u>
TOTAL APPROPRIATIONS	<u>\$ 71,113,009</u>	<u>\$ 236,586,345</u>

* In 2020-21, funding available from Proposition HHH Bond Proceeds and Low Income Housing Tax Credits represented funding for projects approved for one fiscal year's Project Expenditure Plan (PEP). For 2021-22, funding available from Proposition HHH Bond Proceeds and other funding sources are for projects approved from multiple PEPs with projected expenditures in 2021-22. Additionally, funding from other sources in 2020-21 only represented Low Income Housing Tax Credits, but represents funding from various other sources in 2021-22 to complete Proposition HHH projects.

ATTORNEY CONFLICTS PANEL

BASIS FOR THE PROPOSED BUDGET

The 2021-22 Proposed Budget for the Attorney Conflicts Panel (ACP) relates to the current year funding as follows:

	Amount	% Change
2020-21 Adopted Budget	\$ 4,000,000	
2021-22 Proposed Budget	\$ 4,350,000	
Change from 2020-21 Budget	\$ 350,000	8.75%

The ACP program includes funding for contracts with outside law firms to represent the City in conflict-of-interest matters that preclude the City Attorney's Office from providing representation. The 2021-22 Proposed Budget appropriation to the ACP is \$4.35 million.

The Proposed Budget is based on estimated expenditures from legal services and representation to the City and related defendants on conflict matters that: 1) were referred to the ACP in prior years but remain open and active; and 2) are anticipated referrals to the ACP for 2021-22. The Proposed Budget also anticipates cost increases as a result of: 1) the establishment a new Panel of firms associated with a recently completed competitive procurement process; and 2) additional case referrals for Workers' Compensation litigation that were previously not referred to the ACP. Historical case data (Table 1) and expenditures (Table 2) as of March 31, 2021 also determine in part the funding needs for 2021-22.

Table 1
Historical Case Referral Frequency by Type of Litigation

Fiscal Year	Employment Litigation	Police Employment Litigation	Complex Police Litigation	Police Tort Litigation	General and Business Litigation	Tort Negligence	Public Law	Labor	Community Redevelopment Agency	Appellate	Redevelop-ment	Special	Total
2007-08	9	4	14	1	1	-	-	-	-	-	-	-	29
2008-09	7	3	3	2	-	3	1	-	-	-	-	-	19
2009-10	1	-	4	7	2	-	1	-	-	-	-	-	15
2010-11	2	2	8	4	1	-	-	1	-	1	-	-	19
2011-12	-	3	1	8	3	-	-	4	2	-	-	-	21
2012-13	4	2	4	3	2	-	-	4	1	-	-	-	20
2013-14	9	2	3	10	2	1	-	-	1	-	-	-	28
2014-15	1	2	3	17	-	1	-	-	-	3	-	-	27
2015-16	3	4	6	8	-	1	-	-	-	1	2	-	25
2016-17	1	3	15	7	3	1	-	-	-	3	-	-	33
2017-18	3	3	2	17	1	-	-	2	-	1	-	3	32
2018-19	8	3	6	6	1	-	-	-	-	1	-	-	25
2019-20	3	4	-	17	4	3	-	-	-	-	-	-	31
2020-21*	5	1	-	14	2	1	-	-	-	-	-	-	23
Total	56	36	69	121	22	11	2	11	4	10	2	3	347

Table 2
Historical Fiscal Year Payments by Type of Litigation

Fiscal Year	Employment Litigation	Police Employment Litigation	Complex Police Litigation	Police Tort Litigation	General and Business Litigation	Tort Negligence	Public Law	Labor	Community Redevelopment Agency	Appellate	Redevelopment	Special	Totals
2007-08	\$ 470,018	\$ 1,373,503	\$ 989,114	\$ 219,056	\$ 148,705	\$ -	\$ -	\$ -	\$ -	\$ -	\$ -	\$ -	\$ 3,200,396
2008-09	640,181	661,649	382,450	46,841	25,540	4,883	9,302	-	-	-	-	-	1,770,846
2009-10	138,764	460,884	111,919	5,739	77,410	59,573	2,965	-	-	-	-	-	857,254
2010-11	58,807	341,343	114,245	61,970	420	69,997	68,255	-	-	-	-	-	715,037
2011-12	17,222	208,580	283,331	74,278	79,827	-	491	11,280	-	50,000	-	-	725,009
2012-13	4,775	478,824	171,739	242,424	12,233	-	-	467,272	761,911	-	-	-	2,139,178
2013-14	154,981	153,057	691,905	233,429	32,715	25,000	17,852	635,235	2,901,437	50,381	-	-	4,895,992
2014-15	293,221	197,558	2,632,599	723,427	3,055	71,902	-	313,532	1,111,686	-	-	-	5,346,980
2015-16	1,348,822	340,850	373,880	939,935	393,692	97,590	210	172,102	1,709,050	130,519	-	-	5,506,650
2016-17	822,533	271,598	612,049	1,209,570	284,952	33,663	-	264,854	1,031,002	29,248	17,868	-	4,577,337
2017-18	47,832	410,778	184,632	1,675,042	582,802	215,795	-	107,847	-	271,099	-	-	3,495,827
2018-19	457,697	515,212	73,092	2,277,528	289,246	242,731	-	-	-	126,388	-	-	3,981,894
2019-20	866,499	698,475	86,459	1,260,570	201,070	132,183	-	89,736	-	5,293	-	(10,565)	3,329,720
2020-21*	610,572	489,239	18,166	679,816	17,004	87,986	-	15,442	5,493	-	-	-	1,923,718
Total	\$ 5,931,924	\$ 6,601,550	\$ 6,725,580	\$ 9,649,625	\$ 2,148,671	\$ 1,041,303	\$ 99,075	\$ 2,077,300	\$ 7,520,579	\$ 662,928	\$ 17,868	\$ (10,565)	\$ 42,465,838

*Note: Tables 1 and 2 reflect 2020-21 year-to-date case referral activity and expenditures as of March 31, 2021.

From Fiscal Year 2012-13 through 2018-19, the ACP experienced a sharp increase in conflict assignments involving complex and high exposure issues. The rate of new conflict case assignments to the ACP increased in 2019-20 and is on pace to reach 30 referrals in 2020-21. There also remains a high number of ongoing cases that will be active during 2021-22 as the global pandemic delayed all jury trials that had been previously scheduled. In addition, a new ACP was established in the first half of 2021, which will increase hourly fees and add a new category of litigation for Workers' Compensation that will have the potential to double the current annual number of case referrals. The budget impact of this new category of litigation, as well as the increase in hourly fees, will not be realized until the middle of 2021-22.

BUSINESS IMPROVEMENT DISTRICT TRUST FUND

BASIS FOR THE PROPOSED BUDGET

The 2021-22 Proposed Budget for the Business Improvement District Trust Fund relates to current year funding as follows:

	Amount	% Change
2020-21 Adopted Budget	\$ 3,160,564	
2021-22 Proposed Budget	\$ 3,383,341	
Change from 2020-21 Budget	\$ 222,777	7%

The Business Improvement District Trust Fund was established by Mayor and Council (C.F. 96-0482) to provide seed money for the formation of Business Improvement Districts (BIDs) and to pay assessments and General Benefit obligations on City-owned properties within the boundaries of active BIDs. The seed money is used to retain consultants who work on behalf of new or renewing BIDs to conduct feasibility studies and perform other activities related to BID formation. The City's BID policy allows up to \$75,000 to be made available in the form of a grant for feasibility studies. There are currently 40 established BIDs, nine BIDs in various stages of formation, and six in the renewal process.

The proposed General Fund appropriation of \$3,383,341 will fund the following items: 1) mandatory assessments on City-owned property located within BIDs (\$1,995,183), 2) General Benefit obligations (\$1,216,679), 3) trash liners for the BIDs provided by the Board of Public Works Office of Community Beautification (\$150,000), and 4) assessments due from CRA/LA owned properties (\$21,479).

THIS PAGE INTENTIONALLY LEFT BLANK

CAPITAL FINANCE ADMINISTRATION FUND

BASIS FOR THE PROPOSED BUDGET

The 2021-22 Proposed Budget for the Capital Finance Administration (CFA) Fund relates to current year funding as follows:

	Amount	% Change
2020-21 Adopted Budget	\$ 240,004,935	
2021-22 Proposed Budget	\$ 253,986,609	
Change from 2020-21 Budget	\$ 13,981,674	5.8%

The CFA Fund is a special purpose fund established to consolidate long-term City debt financing program expenditures, excluding general obligation bonds and revenue bonds. These financing programs mostly use a lease or "lease purchase" paid from General Fund appropriations and the sale of public securities (either lease revenue bonds, notes, or certificates of participation) to acquire and improve various facilities and capital equipment items for use by City departments.

The City Administrative Officer administers the CFA. Budgeted within the CFA Fund are the lease payments required by each financing's lease and trust indenture, as well as any trustee fees or other administrative expenses required under the terms of the financing. All unencumbered balances remaining at the end of the fiscal year revert to the Reserve Fund. All items within this budget are a requirement of the respective leases and trust indentures. The financings were primarily issued through the Municipal Improvement Corporation of Los Angeles (MICLA).

BUDGET HIGHLIGHTS:

The Proposed Budget reflects the following line items:

1. The final lease payments on the MICLA Lease Revenue Bonds, Series 2010-A (Capital Equipment), MICLA Lease Revenue Bonds, Series 2010-B (Capital Equipment), and MICLA Street Lighting private placement, Series 2013 will be paid in 2020-21 (line items no. 2, no. 3, and no. 9).
2. The MICLA Lease Revenue Bonds, Series 2012-A (Capital Equipment), MICLA Lease Revenue Bonds, Series 2012-B (Real Property), MICLA Lease Revenue Bonds, Series 2012-C (Real Property), and MICLA Lease Obligations, Series 2014 (Capital Equipment) (line items no. 6 through no. 8 and no. 12) were refunded in August 2020. The refunding is reflected as the MICLA Lease Revenue Bonds, Series 2020-B (Refunding) (Real Property) and MICLA Lease Revenue Bonds, Series 2020-C (Refunding - Taxable) (Real Property) (line items no. 30 and no. 31).
3. The MICLA Street Lighting, Series 2020 private placement (direct loan) was completed in November 2020 to finance improvements to the City's street lighting system (line item no. 28). The loan will be repaid from the Street Lighting Maintenance Assessment Fund.
4. The MICLA Lease Revenue Bonds, Series 2014-A (Real Property), MICLA Lease Revenue Refunding Bonds, Series 2014-B (Real Property), MICLA Lease Revenue Bonds, Series 2019-A (Capital Equipment), and MICLA Lease Revenue Refunding Bonds, Series 2019-B (Real Property) (line items no. 10, no. 11, no. 26, and no. 27) were refunded in March 2021. The refunding is reflected as the MICLA Lease Revenue Refunding Bonds, Series 2021-A (Capital Equipment and Real Property) (Taxable) and MICLA Lease Revenue Refunding Bonds, Series 2021-B (Capital Equipment and Real Property) (line items no. 32 and no. 33).

Capital Finance Administration Fund
Lease Payments for Outstanding and Proposed Lease Revenue Obligations

	Adopted 2020-21	Proposed 2021-22	2022-23	2023-24	2024-25	2025-26	2026-27
1) MICLA AS (Pershing Square Refunding 2002)	523,500	225,500	--	--	--	--	--
2) MICLA 2010-A (Capital Equipment)	3,806,275	--	--	--	--	--	--
3) MICLA 2010-B (Capital Equipment) (Recovery Zone Econ. Dev. Bonds - Taxable)	6,313,804	--	--	--	--	--	--
4) MICLA 2010-C (Real Property) (Recovery Zone Econ. Dev. Bonds - Taxable)	1,539,630	1,537,972	1,539,860	1,537,807	1,536,774	1,537,659	1,536,168
5) MICLA 2011-A (Qualified Energy Conservation Bonds)	859,918	4,830,179	--	--	--	--	--
6) MICLA 2012-A (Capital Equipment)	12,452,750	--	--	--	--	--	--
7) MICLA 2012-B (Real Property)	2,088,575	--	--	--	--	--	--
8) MICLA 2012-C (Real Property) (Refunding of AQ, AR-1, AR, AU and T)	10,209,550	--	--	--	--	--	--
9) MICLA Street Lighting 2013	774,694	--	--	--	--	--	--
10) MICLA 2014-A (Real Property)	3,226,275	--	--	--	--	--	--
11) MICLA 2014-B (Real Property Refunding AT and AW)	1,906,550	--	--	--	--	--	--
12) MICLA 2014 (Capital Equipment)	7,471,012	--	--	--	--	--	--
13) MICLA 2015-A (LA Convention Center)	47,195,001	47,207,136	13,136,774	--	--	--	--
14) MICLA 2015-A (Refunding of Staples Arena 1998-A)	3,458,930	3,452,789	3,445,795	--	--	--	--
15) MICLA Street Lighting 2016	3,587,880	3,587,880	3,587,880	3,587,880	--	--	--
16) MICLA 2016-A (Refunding) (Capital Equipment)	14,709,550	14,711,400	14,711,225	14,715,700	14,706,400	16,891,800	17,241,625
17) MICLA 2016-B (Refunding) (Figueroa Plaza)	12,306,072	13,736,550	13,754,700	13,766,125	13,768,350	13,775,875	13,785,650
18) MICLA 2016-B (Refunding) (Motor Transport Division Building)	5,023,394	5,671,625	5,679,725	5,681,325	5,683,500	5,686,000	5,688,550
19) MICLA 2016-B (Refunding) (Police Headquarters)	18,518,406	20,849,575	20,837,850	20,821,625	20,808,625	20,807,650	20,802,525
20) MICLA 2016-B (Refunding) (Public Works Building)	8,292,182	9,345,700	9,344,300	9,341,875	9,342,975	9,342,175	9,342,850
21) MICLA Street Lighting 2017	4,469,877	4,469,649	4,469,649	4,469,649	4,469,649	4,469,649	4,469,649
22) MICLA 2018-A (Capital Equipment)	6,996,250	6,994,625	6,995,375	6,992,875	6,996,375	6,995,125	6,993,500
23) MICLA 2018-B (Real Property)	2,503,625	2,500,125	2,499,000	2,500,000	2,502,875	2,502,500	2,503,750
24) MICLA 2018-C (Refunding - Taxable) (Real Property)	3,005,238	3,000,234	3,003,061	3,005,848	3,013,827	3,021,741	3,019,426
25) MICLA Street Lighting 2019	2,177,501	2,177,501	2,177,501	2,177,501	2,177,501	2,177,501	2,177,501
26) MICLA 2019-A (Capital Equipment)	11,630,000	--	--	--	--	--	--
27) MICLA 2019-B (Refunding) (Real Property)	8,295,000	--	--	--	--	--	--
28) MICLA Street Lighting 2020	--	988,184	988,184	988,184	988,184	988,184	988,184
29) MICLA 2020-A (Capital Equipment)	--	10,763,875	10,765,500	10,764,500	10,765,000	10,766,000	10,766,500
30) MICLA 2020-B (Refunding) (Real Property)	--	11,292,375	11,289,750	11,291,750	7,553,125	4,081,750	4,085,250
31) MICLA 2020-C (Refunding - Taxable) (Real Property)	--	24,307,068	11,841,139	11,823,083	10,604,649	10,600,528	9,912,774
32) MICLA 2021-A (Refunding - Taxable) (Capital Equipment and Real Property)	--	7,924,925	21,995,050	21,982,729	21,969,271	20,206,177	9,709,072
33) MICLA 2021-B (Refunding - Tax Exempt) (Capital Equipment and Real Property)	--	3,502,858	3,024,050	3,024,050	3,024,050	4,777,100	15,246,450
34) Debt Service on EWDD Projects	1,273,774	1,272,943	1,369,316	1,363,435	2,840,301	615,877	628,639
35) Refinancing of Parking Revenue Bonds	4,182,552	4,183,538	4,181,002	4,183,859	4,184,638	4,181,169	4,184,366
36) Police Vehicles 2017 Lease Purchase	3,587,884	3,587,249	3,550,900	--	--	--	--
37) Police and Fire Radios 2017 Lease Purchase	9,214,286	9,214,286	9,214,286	9,214,286	9,214,286	--	--
38) Commercial Paper Program	10,000,000	19,245,868	10,000,000	10,000,000	10,000,000	10,000,000	10,000,000
39) Refunding of Commercial Paper	6,000,000	11,000,000	22,000,000	33,000,000	44,000,000	55,000,000	66,000,000
40) LA Convention Center Commercial Paper	2,000,000	2,000,000	2,000,000	2,000,000	2,000,000	2,000,000	2,000,000
Lease Payment Subtotal	\$ 239,599,935	\$ 253,581,609	\$ 217,401,872	\$ 208,234,086	\$ 212,150,355	\$ 210,424,460	\$ 221,082,429
41) General Administration	350,000	350,000	350,000	350,000	350,000	350,000	350,000
42) Trustee Fees	55,000	55,000	55,000	55,000	55,000	55,000	55,000
TOTAL	\$ 240,004,935	\$ 253,986,609	\$ 217,806,872	\$ 208,639,086	\$ 212,555,355	\$ 210,829,460	\$ 221,487,429

Lease Payments for Outstanding and Proposed Lease Revenue Obligations Detail**1. Pershing Square Refunding, Program AS (Certificates of Participation, 2002)**

The proceeds of this issuance were used to refund the 1992 Pershing Square Certificates of Participation, which financed the construction, design, and installation of improvements at Pershing Square. Funding for lease payments and City administrative costs is provided through Mello-Roos assessments on various properties in the vicinity of Pershing Square. Lease payments are paid from the Pershing Square Special Trust Fund (Schedule 29).

Lessor: Municipal Improvement Corporation of Los Angeles

Amount of Principal: \$ 7,655,000

Principal Outstanding, July 1, 2021: 220,000

Final Payment: 2021-22

2021-22 MICLA AS (Pershing Square Refunding, 2002) Lease Payment: \$ 225,500

2. MICLA Lease Revenue Bonds, Series 2010-A (Capital Equipment)

The proceeds of this issuance were used to refinance the MICLA Commercial Paper notes borrowed to acquire various capital equipment items (e.g. communication equipment, fleet, and trucks).

Lessor: Municipal Improvement Corporation of Los Angeles

Amount of Principal: \$ 30,355,000

Principal Outstanding, July 1, 2021: --

Final Payment: 2020-21

2021-22 MICLA 2010-A (Capital Equipment) Lease Payment: \$ --

3. MICLA Lease Revenue Bonds, Series 2010-B (Recovery Zone Economic Development Bonds)

The proceeds of this issuance were used to refinance the MICLA Commercial Paper notes borrowed to acquire various capital equipment items, including a fire helicopter and 48 heavy-duty trucks. MICLA designated these taxable bonds as Recovery Zone Economic Development Bonds, which allowed the City to receive from the federal government direct credit subsidy payments equal to 45 percent of the interest payable to bondholders. Pursuant to the requirements of the Balanced Budget and Emergency Deficit Control Act of 1985, as amended, refund payments to certain state and local government filers claiming refundable credits under section 6431 of the Internal Revenue Code to certain qualified bonds are subject to sequestration. Currently, the federal fiscal year 2021 sequestration rate is 5.7 percent. This means the direct credit subsidy payments for these bonds will be reduced by that amount.

Lessor: Municipal Improvement Corporation of Los Angeles

Amount of Principal: \$ 49,315,000

Principal Outstanding, July 1, 2021: --

Final Payment: 2020-21

2021-22 MICLA 2010-B (Recovery Zone Econ. Dev. Bonds) Lease Payment: \$ --

4. MICLA Lease Revenue Bonds, Series 2010-C (Recovery Zone Economic Development Bonds)

The proceeds of this issuance were used to refinance the MICLA Commercial Paper notes borrowed for the capital improvements to various City facilities, including El Pueblo, Figueroa Plaza buildings, and Asphalt Plant No. 1. MICLA has designated these taxable bonds as Recovery Zone Economic Development Bonds, which allow the City to receive from the federal government direct credit subsidy payments equal to 45 percent of the interest payable to bondholders. Pursuant to the requirements of the Balanced Budget and Emergency Deficit Control Act of 1985, as amended, refund payments to certain state and local government filers claiming refundable credits under section 6431 of the Internal Revenue Code to certain qualified bonds are subject to sequestration. Currently, the federal fiscal year 2021 sequestration rate is 5.7 percent. This means the direct credit subsidy payments for these bonds will be reduced by that amount.

Lessor: Municipal Improvement Corporation of Los Angeles
 Amount of Principal: \$ 18,170,000
 Principal Outstanding, July 1, 2021: 15,570,000
 Final Payment: 2040-41

2021-22 MICLA 2010-C (Real Property) Lease Payment: \$ 1,537,972

5. MICLA Lease Obligations, Series 2011-A (Qualified Energy Conservation Bonds)

The proceeds of this issuance were used for the energy retrofit of 52 buildings located in the City. In the first three years, lease payments on these bonds were paid with federal Energy Efficiency and Conservation Block Grant monies. In subsequent years, lease payments are offset from savings generated by the energy retrofit of the buildings. A portion of the bonds in the amount of \$1,243,797 were redeemed on November 3, 2014. This redemption was in the amount of the bond proceeds that remained unexpended as of the three-year anniversary of the issue date of the bonds. MICLA has designated these taxable bonds as Qualified Energy Conservation Bonds, which allow the City to receive from the federal government direct credit subsidy payments equal to 70 percent of the interest payable to bondholders. Pursuant to the requirements of the Balanced Budget and Emergency Deficit Control Act of 1985, as amended, refund payments to certain state and local government filers claiming refundable credits under section 6431 of the Internal Revenue Code to certain qualified bonds are subject to sequestration. Currently, the federal fiscal year 2021 sequestration rate is 5.7 percent. This means the direct credit subsidy payments for these bonds will be reduced by that amount. This issuance was completed through a direct loan with a bank. Additional funds are budgeted to prepay the outstanding bonds in their entirety in 2021-22.

Lessor: Municipal Improvement Corporation of Los Angeles
 Amount of Principal: \$ 11,920,000
 Principal Outstanding, July 1, 2021: 4,201,203
 Final Payment: 2021-22

2021-22 MICLA 2011-A (Qualified Energy Conservation Bonds) Lease Payment: \$ 4,830,179

6. MICLA Lease Revenue Bonds, Series 2012-A (Capital Equipment)

The proceeds of this issuance were used to refinance the MICLA Commercial Paper notes borrowed to acquire various capital equipment items. These bonds were fully refunded in August 2020, thus no further lease payments will be made under this issuance.

Lessor: Municipal Improvement Corporation of Los Angeles
 Amount of Principal: \$ 92,635,000
 Principal Outstanding, July 1, 2021: --
 Final Payment: --

2021-22 MICLA 2012-A (Capital Equipment) Lease Payment: \$ --

7. MICLA Lease Revenue Bonds, Series 2012-B (Real Property)

The proceeds of this issuance were used to refinance the MICLA Commercial Paper notes borrowed for the capital improvements to various City facilities. Lease payments are partially derived from the Special Parking Revenue Fund (Schedule 11). These bonds were fully refunded in August 2020, thus no further lease payments will be made under this issuance.

Lessor: Municipal Improvement Corporation of Los Angeles
 Amount of Principal: \$ 33,975,000
 Principal Outstanding, July 1, 2021: --
 Final Payment: --

2021-22 MICLA 2012-B (Real Property) Lease Payment: \$ _____ --

8. MICLA Lease Revenue Bonds, Refunding Series 2012-C (Real Property)

The proceeds of this issuance were used to refund the following outstanding obligations: 1) Certificates of Participation (Real Property Program AQ); 2) Certificates of Participation (Real Property AR-1); 3) Certificates of Participation (Real Property Improvements AR), Series 2004; 4) Certificates of Participation (Equipment and Real Property Acquisition Program AU); and, 5) Certificates of Participation (Real Property Improvement Program T), resulting in savings to the City. The refunded obligations were used for the construction of a police station, a parking structure, the Motor Transport Division facility, neighborhood city halls, land acquisitions for the construction of various City facilities, the City's share of a joint development with the State of California Department of Transportation (CalTrans), the retrofit and fire life safety improvements of City Hall East, and the acquisition of miscellaneous vehicles, fire apparatus, and police vehicles. These bonds were fully refunded in August 2020, thus no further lease payments will be made under this issuance.

Lessor: Municipal Improvement Corporation of Los Angeles
 Amount of Principal: \$ 109,730,000
 Principal Outstanding, July 1, 2021: --
 Final Payment: --

2021-22 MICLA 2012-C (Refunding of AQ, AR-1, AR, AU, and T) Lease Payment: \$ _____ --

9. MICLA Street Lighting 2013 (Lease Obligations)

The proceeds from this issuance were used to refinance Bureau of Street Lighting outstanding loans through the Energy Resources Conservation and Development Commission and Department of Water and Power. This issuance was completed through a direct loan with a bank. Lease payments are paid from the Street Lighting Maintenance Assessment Fund (Schedule 19).

Lessor: Municipal Improvement Corporation of Los Angeles
 Amount of Principal: \$ 39,795,479
 Principal Outstanding, July 1, 2021: --
 Final Payment: 2020-21

2021-22 Street Lighting 2013 Lease Payment: \$ _____ --

10. MICLA Lease Revenue Bonds, Series 2014-A (Real Property)

The proceeds of this issuance were used to refinance the MICLA Commercial Paper notes borrowed for the capital improvements to various City facilities. These bonds were fully refunded in March 2021, thus no further lease payments will be made under this issuance.

Lessor: Municipal Improvement Corporation of Los Angeles
 Amount of Principal: \$ 41,800,000
 Principal Outstanding, July 1, 2021: --
 Final Payment: --

2021-22 MICLA 2014-A (Real Property) Lease Payment: \$ _____ --

11. MICLA Lease Revenue Bonds, Refunding Series 2014-B (Real Property)

The proceeds of this issuance were used to refund the following obligations: 1) Central Library Refunding, Program AT (Certificates of Participation, 2002) and 2) Real Property Acquisition, Program AW (Certificates of Participation, 2003), resulting in savings to the City. The refunded bonds were used for the construction and installation of the East Wing of the Central Library Rehabilitation and Expansion Project and the acquisition of the Marvin Braude Constituent Services Center building. These bonds were fully refunded in March 2021, thus no further lease payments will be made under this issuance.

Lessor: Municipal Improvement Corporation of Los Angeles

Amount of Principal: \$ 51,730,000

Principal Outstanding, July 1, 2021: --

Final Payment: --

2021-22 MICLA 2014-B (Refunding of AT and AW) Lease Payment: \$ --

12. MICLA Lease Obligations, Series 2014 (Capital Equipment)

The proceeds of this issuance were used to refinance the MICLA Commercial Paper notes borrowed to acquire various capital equipment items. This issuance was completed through a direct loan with a bank. These obligations were fully refunded in August 2020, thus no further lease payments will be made under this issuance.

Lessor: Municipal Improvement Corporation of Los Angeles

Amount of Principal: \$ 67,257,597

Principal Outstanding, July 1, 2021: --

Final Payment: 2024-25

2021-22 MICLA 2014 (Capital Equipment) Lease Payment: \$ --

13. MICLA Lease Revenue Bonds, Refunding Series 2015-A (Los Angeles Convention Center)

The majority of the proceeds of this issuance were used to refund the Los Angeles Convention Center and Exhibition Center Authority Lease Revenue Bonds, Refunding Series 2008, which financed the construction, design, and installation of improvements at the Los Angeles Convention Center. Proceeds were also used to refinance MICLA Commercial Paper notes borrowed for capital improvements to the Los Angeles Convention Center.

Lessor: Municipal Improvement Corporation of Los Angeles

Amount of Principal: \$ 270,595,000

Principal Outstanding, July 1, 2021: 58,860,000

Final Payment: 2022-23

2021-22 MICLA 2015-A (LA Convention Center) Lease Payment: \$ 47,207,136

14. MICLA Lease Revenue Bonds, Refunding Series 2015-A (Staples Arena, 1998-A)

The proceeds of this issuance were used to refund the Los Angeles Convention Center Taxable Lease Revenue Bonds, Series 1998 (Staples Arena), which were used to fund a portion of the City's contribution towards the development of the Staples Center. Lease payments are paid from the Staples Center Trust Fund (Schedule 31).

Lessor: Municipal Improvement Corporation of Los Angeles

Amount of Principal: \$ 21,820,000

Principal Outstanding, July 1, 2021: 6,660,000

Final Payment: 2022-23

2021-22 MICLA 2015-A (Refunding of Staples 1998-A) Lease Payment: \$ 3,452,789

15. MICLA Street Lighting 2016 (Lease Obligations)

The proceeds from this issuance were used to refinance Bureau of Street Lighting outstanding loans and provide future funding for the conversion of existing streetlights to energy efficient light emitting diode (LED) lighting and other improvements to the City's street lighting system. This issuance was completed through a direct loan with a bank. Lease payments are paid from the Street Lighting Maintenance Assessment Fund (Schedule 19).

Lessor: Municipal Improvement Corporation of Los Angeles
 Amount of Principal: \$ 26,368,865
 Principal Outstanding, July 1, 2021: 10,369,235
 Final Payment: 2023-24

2021-22 MICLA Street lighting 2016 Lease Payment: \$ 3,587,880

16. MICLA Lease Revenue Bonds, Refunding Series 2016-A (Capital Equipment)

The proceeds of this issuance were used to refinance the MICLA Commercial Paper notes borrowed to acquire various capital equipment items and refund MICLA 2008-A bonds, previously used to purchase capital equipment.

Lessor: Municipal Improvement Corporation of Los Angeles
 Amount of Principal: \$ 125,235,000
 Principal Outstanding, July 1, 2021: 80,880,000
 Final Payment: 2026-27

2021-22 MICLA 2016-A (Capital Equipment) Lease Payment \$ 14,711,400

17. MICLA Lease Revenue Bonds, Refunding Series 2016-B (Figueroa Plaza)

The proceeds of this issuance were in large part used to refund MICLA 2007-B1 bonds and MICLA 2007-B2 bonds. A lesser part of the proceeds were used to refinance MICLA Commercial Paper Notes borrowed for capital improvements to various City facilities. This issuance also provided financing for new capital improvements to various City facilities, including the Figueroa Plaza buildings. Lease payments are partially derived from the Building and Safety Building Permit Fund (Schedule 40) and Cannabis Regulation Special Revenue Fund (Schedule 33).

Lessor: Municipal Improvement Corporation of Los Angeles
 Amount of Principal: \$ 194,365,000
 Principal Outstanding, July 1, 2021: 162,960,000
 Final Payment: 2039-40

2021-22 MICLA 2016-B (Figueroa Plaza) Lease Payment: \$ 13,736,550

18. MICLA Lease Revenue Bonds, Refunding Series 2016-B (Motor Transport Division Property)

The proceeds of this issuance attributable to the Motor Transport Division (MTD) Property were used to refund the MICLA 2008-B bonds, which were used to acquire the MTD land, and MICLA 2009-E bonds. Lease payments are partially derived from the Special Parking Revenue Fund (Schedule 11).

Lessor: Municipal Improvement Corporation of Los Angeles
 Amount of Principal: \$ 82,060,000
 Principal Outstanding, July 1, 2021: 68,785,000
 Final Payment: 2039-40

2021-22 MICLA 2016-B (MTD Building) Lease Payment: \$ 5,671,625

19. MICLA Lease Revenue Bonds, Refunding Series 2016-B (Police Headquarters Facility)

The proceeds of these bonds were used to refund MICLA 2006-A bonds, which were in large part used to construct the Police Headquarters Facility. A lesser part of these proceeds were used to refinance MICLA Commercial Paper Notes used to make capital improvements to various City facilities. This issuance also provided financing for new capital improvements to various City facilities, including the Police Headquarters Facility.

Lessor: Municipal Improvement Corporation of Los Angeles

Amount of Principal:	\$ 281,480,000
Principal Outstanding, July 1, 2021:	236,540,000
Final Payment:	2039-40

2021-22 MICLA 2016-B (Police Headquarters) Lease Payment: \$ 20,849,575

20. MICLA Lease Revenue Bonds, Refunding Series 2016-B (Public Works Building)

The proceeds of these bonds were used to refund MICLA 2006-A bonds, which were used in part to construct the Public Works Building. Lease payments are partly derived from the Sewer Construction and Maintenance Fund (Schedule 14).

Lessor: Municipal Improvement Corporation of Los Angeles

Amount of Principal:	\$ 127,365,000
Principal Outstanding, July 1, 2021:	108,340,000
Final Payment:	2039-40

2021-22 MICLA 2016-B (Public Works Building) Lease Payment: \$ 9,345,700

21. MICLA Street Lighting 2017 (Lease Obligations)

The proceeds from this issuance were used to fund the conversion of existing streetlights to energy efficient Light Emitting Diode (LED) lighting and other improvements to the City's street lighting system. This issuance was completed through a direct loan with a bank. Lease payments are paid from the Street Lighting Maintenance Assessment Fund (Schedule 19).

Lessor: Municipal Improvement Corporation of Los Angeles

Amount of Principal:	\$ 39,297,800
Principal Outstanding, July 1, 2021:	24,792,673
Final Payment:	2026-27

2021-22 MICLA Street Lighting 2017 Lease Payment: \$ 4,469,649

22. MICLA Lease Revenue Bonds, Series 2018-A (Capital Equipment)

The proceeds of this issuance were used to refinance the MICLA Commercial Paper notes borrowed to acquire various capital equipment items.

Lessor: Municipal Improvement Corporation of Los Angeles

Amount of Principal:	\$ 54,430,000
Principal Outstanding, July 1, 2021:	41,320,000
Final Payment:	2027-28

2021-22 MICLA 2018-A (Capital Equipment) Lease Payment \$ 6,994,625

23. MICLA Lease Revenue Bonds, Series 2018-B (Real Property)

The proceeds of this issuance were used to refinance the MICLA Commercial Paper notes borrowed for the capital improvements to various City facilities.

Lessor: Municipal Improvement Corporation of Los Angeles
 Amount of Principal: \$ 31,270,000
 Principal Outstanding, July 1, 2021: 28,650,000
 Final Payment: 2037-38

2021-22 MICLA 2018-B (Real Property) Lease Payment \$ 2,500,125

24. MICLA Lease Revenue Refunding Bonds, Series 2018-C (Real Property - Taxable)

The proceeds of these taxable bonds were used to refund MICLA AK Taxable Certificates of Participation (Hollywood and Highland Project, Dolby Theater).

Lessor: Municipal Improvement Corporation of Los Angeles
 Amount of Principal: \$ 25,630,000
 Principal Outstanding, July 1, 2021: 18,865,000
 Final Payment: 2027-28

2021-22 MICLA 2018-C (Real Property) Lease Payment \$ 3,000,234

25. MICLA Street Lighting 2019 (Lease Obligations)

The proceeds from this issuance were used to fund the conversion of existing streetlights to energy efficient light emitting diode (LED) lighting and other improvements to the City's street lighting system. This issuance was completed through a direct loan with a bank. Lease payments are paid from the Street Lighting Maintenance Assessment Fund (Schedule 19).

Lessor: Municipal Improvement Corporation of Los Angeles
 Amount of Principal: \$ 17,845,462
 Principal Outstanding, July 1, 2021: 17,845,462
 Final Payment: 2028-29

2021-22 MICLA Street Lighting 2019 Lease Payment: \$ 2,177,501

26. MICLA Lease Revenue Bonds, Series 2019-A (Capital Equipment)

The proceeds of this issuance were used to refinance the MICLA Commercial Paper notes borrowed to acquire various capital equipment items. These bonds were fully refunded in March 2021, thus no further lease payments will be made under this issuance.

Lessor: Municipal Improvement Corporation of Los Angeles
 Amount of Principal: \$ 86,610,000
 Principal Outstanding, July 1, 2021: --
 Final Payment: --

2021-22 MICLA 2019-A (Capital Equipment) Lease Payment \$ --

27. MICLA Lease Revenue Bonds, Series 2019-B (Real Property)

The proceeds of this issuance were used to refinance the MICLA Commercial Paper notes borrowed for the capital improvements to various City facilities and for the refunding of the MICLA Lease Revenue Bonds, Series 2009-D (Recovery Zone Economic Development Bonds). These bonds were fully refunded in March 2021, thus no further lease payments will be made under this issuance.

Lessor: Municipal Improvement Corporation of Los Angeles

Amount of Principal: \$ 102,750,000

Principal Outstanding, July 1, 2021: --

Final Payment: --

2021-22 MICLA 2019-B (Real Property) Lease Payment \$ --

28. MICLA Street Lighting 2020 (Lease Obligations)

The proceeds from this issuance will be used to fund the final conversions of existing streetlights to energy efficient light emitting diode (LED) lighting and other improvements to the City's street lighting system. Lease payments will be paid from the Street Lighting Maintenance Assessment Fund (Schedule 19).

Lessor: Municipal Improvement Corporation of Los Angeles

Amount of Principal: \$ 9,088,273

Principal Outstanding, July 1, 2021: 9,088,273

Final Payment: 2030-31

2021-22 MICLA Street Lighting 2020 Lease Payment: \$ 988,184

29. MICLA Lease Revenue Bonds, Series 2020-A (Capital Equipment)

The proceeds of this issuance were used to refinance the MICLA Commercial Paper notes borrowed to acquire various capital equipment items.

Lessor: Municipal Improvement Corporation of Los Angeles

Amount of Principal: \$ 84,725,000

Principal Outstanding, July 1, 2021: 84,725,000

Final Payment: 2030-31

2021-22 MICLA 2020-A (Capital Equipment) Lease Payment \$ 10,763,875

30. MICLA Lease Revenue Refunding Bonds, Series 2020-B (Real Property)

The proceeds of this issuance were used to refinance the MICLA Commercial Paper notes borrowed for the capital improvements to various City facilities and for the refunding of the MICLA Lease Obligations, Series 2014 (Capital Equipment).

Lessor: Municipal Improvement Corporation of Los Angeles

Amount of Principal: \$ 80,850,000

Principal Outstanding, July 1, 2021: 74,625,000

Final Payment: 2040-41

2021-22 MICLA 2020-B (Real Property) Lease Payment \$ 11,292,375

31. MICLA Lease Revenue Refunding Bonds, Series 2020-C (Real Property - Taxable)

The proceeds of these taxable bonds were used to refund MICLA Lease Revenue Bonds, Series 2012-A (Capital Equipment), MICLA Lease Revenue Bonds, Series 2012-B (Real Property), and MICLA Lease Revenue Refunding Bonds, Series 2012-C (Real Property).

Lessor: Municipal Improvement Corporation of Los Angeles
 Amount of Principal: \$ 102,265,000
 Principal Outstanding, July 1, 2021: 102,265,000
 Final Payment: 2041-42

2021-22 MICLA 2020-C (Real Property) Lease Payment \$ 24,307,068

32. MICLA Lease Revenue Refunding Bonds, Series 2021-A (Capital Equipment and Real Property) (Taxable)

The proceeds of these taxable bonds were used to advance refund the MICLA Lease Revenue Bonds, Series 2014-A (Real Property), MICLA Lease Revenue Refunding Bonds, Series 2014-B (Real Property), MICLA Lease Revenue Bonds, Series 2019-A (Capital Equipment), and MICLA Lease Revenue Refunding Bonds, Series 2019-B (Real Property).

Lessor: Municipal Improvement Corporation of Los Angeles
 Amount of Principal: \$ 177,470,000
 Principal Outstanding, July 1, 2021: 177,470,000
 Final Payment: 2038-39

2021-22 MICLA 2021-A (Capital Equipment & Real Property) Lease Payment \$ 7,924,925

33. MICLA Lease Revenue Refunding Bonds, Series 2021-B (Capital Equipment and Real Property)

The proceeds of these bonds were used to refund the MICLA Lease Revenue Bonds, Series 2019-A (Capital Equipment) and MICLA Lease Revenue Refunding Bonds, Series 2019-B (Real Property).

Lessor: Municipal Improvement Corporation of Los Angeles
 Amount of Principal: \$ 60,481,000
 Principal Outstanding, July 1, 2021: 60,481,000
 Final Payment: 2038-39

2021-22 MICLA 2021-B (Capital Equipment & Real Property) Lease Payment \$ 3,502,858

34. Debt Service on Economic and Workforce Development Department (EWDD) Projects

This item reflects annual debt service payments on three projects: Chesterfield Square (C.F. 00-1579-S2), Lawry's California Center (C.F. 98-1953), and Plaza Pacoima (C.F. 08-1811). Administration of these projects remains with EWDD.

2021-22 Debt Service on EWDD Projects: \$ 1,272,943

35. Refinancing of Parking Revenue Bonds (Lease Revenue Notes)

In November 2013, MICLA Commercial Paper notes were issued to redeem the 1999-A and 2003-A Parking Revenue Bonds. Lease payments are paid from the Special Parking Revenue Fund (Schedule 11).

2021-22 Commercial Paper Lease Payment: \$ 4,183,538

36. Police Vehicles 2017 Lease Purchase

The proceeds of this lease purchase were used to purchase 180 black and white vehicles, 152 undercover vehicles, and 130 emergency vehicles that had met or exceeded the extended replacement criteria for the Police Department.

Lessor: JP Morgan Chase Bank, N.A

Amount of Principal: \$ 21,110,000

Principal Outstanding, July 1, 2021: 7,016,413

Final Payment: 2022-23

2021-22 Police Vehicle Lease Payment \$ 3,587,249

37. Police and Fire Radios 2017 Lease Purchase

The proceeds of this lease purchase financing were used to purchase 11,500 Police handheld radios, 4,500 Police vehicle radios, 3,500 Fire handheld radios, and related equipment for the Police and Fire Departments.

Lessor: Motorola Solutions, Inc.

Amount of Principal: \$ 61,208,432

Principal Outstanding, July 1, 2021: 35,746,483

Final Payment: 2024-25

2021-22 Police and Fire Radios Lease Payment \$ 9,214,286

38. MICLA Commercial Paper Program (Lease Revenue Notes)

The MICLA commercial paper (CP) program is authorized to issue up to \$425 million in lease revenue CP notes to finance and refinance capital equipment, the acquisition and improvement of real property, and other financing needs of the City. The lease payment amount pays for interest expenses and all fees related to the CP Program. Additional funds are budgeted to retire certain CP notes in 2021-22.

Lessor: Municipal Improvement Corporation of Los Angeles

2021-22 MICLA Commercial Paper Program Lease Payment: \$ 19,245,868

39. Refunding of Commercial Paper

Approximately every year, outstanding MICLA commercial paper notes are refinanced into long-term bonds when the maximum capacity is approached. This amount represents the estimated debt service payments to be paid on future obligations that is expected to be issued in 2021-22.

Lessor: Municipal Improvement Corporation of Los Angeles

2021-22 Commercial Paper Program Refinancing Lease Payment: \$ 11,000,000

40. Los Angeles Convention Center Commercial (LACC) Paper Program (Lease Revenue Notes)

The LACC MICLA Commercial Paper Program was established to effectively manage capital expenditures and subsequent bond issuances. This amount is an estimate of the lease payment and related fees to be paid in 2021-22.

2021-22 LACC Commercial Paper Lease Payment: \$ 2,000,000

41. General Administration

Funds are provided for arbitrage calculations, municipal advisory services, tax filings, and related administrative expenses.

Amount required: \$ 350,000

42. **Trustee Fees**

Funds are provided for trustee services required pursuant to the terms of each Bond Indenture.

Amount required: \$ 55,000

2021-22 PROPOSED LEASE FINANCING ADMINISTRATION PROGRAM **\$ 253,986,609**

2021-22 Proposed MICLA Acquisitions**Estimated****CAPITAL EQUIPMENT****Funding****Interest¹**

1. Bureau of Street Services Powerscreen Unit for Asphalt Plant	850,000	278,000
2. General Services Department (GSD) Vehicle and Equipment Replacement	10,000,000	3,267,000
3. Fire Department (Fire) Vehicle Replacement	20,000,000	6,534,000
4. Fire Voice Radio System Upgrade (Phase II)	3,100,000	1,013,000
5. Police Department (Police) and Fire Radio Infrastructure	534,158	175,000
6. Police Helicopter Replacement	7,472,289	2,441,000
7. Police Vehicle Replacement	8,078,000	2,639,000
8. Transportation Traffic Signal Safety Project	20,000,000	6,534,000
SUBTOTAL	<u>\$ 70,034,447</u>	<u>\$ 22,881,000</u>

MICLA Funding Restoration for Deferred Capital Equipment²:

9. Bureau of Sanitation Clean Streets Vehicles (2017-18 Adopted Budget)	147,000	48,000
10. Bureau of Street Lighting (BSL) Electric Vehicle Charging Stations (2020-21 Adopted Budget)	1,200,000	392,000
11. BSL Fleet Replacement (2019-20 Adopted Budget)	1,610,000	526,000
12. BSL Fleet Replacement (2018-19 Adopted Budget)	2,492,582	814,000
13. GSD Fleet Shop Equipment Replacement (2019-20 Adopted Budget)	61,041	20,000
14. GSD Vehicle and Equipment Replacement (2020-21 Adopted Budget)	10,000,000	3,267,000
15. GSD Vehicle and Equipment Replacement (2019-20 Adopted Budget)	10,000,000	3,267,000
16. GSD Vehicle and Equipment Replacement (2018-19 Adopted Budget)	12,023,539	3,928,000
17. Police Vehicle Replacement (2020-21 Adopted Budget)	1,964,479	642,000
18. Police Vehicle Replacement (2019-20 Adopted Budget)	202,233	66,000
19. Recreation and Parks (RAP) Homeless Encampment Cleanup (2019-20 Adopted Budget)	390,000	127,000
20. RAP HVAC Assessment Vehicles (2019-20 Adopted Budget)	360,000	118,000
21. RAP Tree Maintenance Vehicles (2019-20 Adopted Budget)	315,597	103,000

¹ Estimated interest cost over the life of the bonds. Actual interest rate will depend on market conditions at the time of bond issuance.

² The projects were previously authorized by the Mayor and Council for MICLA financing. As part of the 2020-21 Second Financial Status Report, the Mayor and Council approved the deferral of these projects in order to create capacity for deficit borrowing as a debt option to close the budget gaps created by the COVID-19 pandemic (C.F. 20-0600-S84). In the 2020-21 Third FSR (C.F. 20-0600-S90), however, the Mayor and Council approved a plan that did not require deficit borrowing to balance the budget. Thus, the 2021-22 Proposed Budget restores several of the deferred projects.

22. Transportation Mobile Command Vehicle (2020-21 Adopted Budget)	600,000	196,000
23. Transportation Traffic Signal Safety Project (2020-21 Adopted Budget)	10,000,000	3,267,000
SUBTOTAL	\$ 51,366,471	\$ 16,781,000
CAPITAL EQUIPMENT TOTAL	\$ 121,400,918	\$ 39,662,000

CAPITAL AND TECHNOLOGY IMPROVEMENT EXPENDITURE PROGRAM (CTIEP) – PHYSICAL PLANT

24. Affordable Housing and Sustainable Communities Program (AHSC) Transportation Projects Front Funding	2,000,000	1,347,000
--	-----------	-----------

CTIEP – MUNICIPAL FACILITIES

25. Asphalt Plant No. I (Phase II) 25th and Harriet Site Improvements	1,200,000	808,000
26. Bridge Improvement Program - Program Contingency	400,000	269,000
27. Building Equipment Lifecycle Replacement	2,500,000	1,684,000
28. Capital Program - Bureau of Street Services	750,000	505,000
29. Capital Program - Figueroa Plaza Buildings	500,000	337,000
30. Capital Program - Public Works Building	1,100,000	741,000
31. Capital Program - Van Nuys Civic Center	225,000	152,000
32. Citywide Electric Vehicle Charger Infrastructure	3,000,000	2,021,000
33. Citywide HVAC Improvements	1,772,000	1,194,000
34. Citywide Infrastructure Improvements	1,000,000	674,000
35. Citywide Roof Capital Repairs	760,000	512,000
36. Electric Vehicle Charger Installation and Power Upgrades – Police	1,000,000	674,000
37. Fire Station 31	1,818,750	1,225,000
38. Hollywood Recreation Center Phase II - Modern Gymnasium	2,000,000	1,347,000
39. Municipal Buildings Energy and Water Management and Conservation	1,517,710	1,022,000
40. New Seventh Street Body Shop (Phase II)	2,400,000	1,617,000
41. North Marianna Design	3,000,000	2,021,000
42. Operations Valley Bureau Facility Package	1,179,000	794,000
43. Public Safety Facilities - Animal Services	250,000	168,000
44. Public Safety Facilities – Fire	480,000	323,000
45. Public Safety Facilities – Police	655,000	441,000
46. Public Safety Facilities - Police Administration Building	280,000	189,000
47. Reseda Roller Skating Rink and Ice Skating Facility	1,000,000	674,000

48. Sepulveda Recreation Center Improvements	4,000,000	2,694,000
49. Sixth Street Viaduct – Park, Arts, River, and Connectivity Improvements (PARC)	1,000,000	674,000
50. Sixth Street Viaduct Replacement Project – Supplemental Construction Funding	36,700,000	24,721,000
51. Slauson Connect Incubator and Cultural Center	800,000	539,000
52. Southeast (Main Street) Yard Fire Damaged Buildings Demolition and Reconstruction	300,000	202,000
53. Space Optimization Tenant Work	2,000,000	1,347,000
54. Studio City Recreation Center - New Gymnasium	7,000,000	4,715,000
55. Sylmar Senior Center	1,500,000	1,010,000
56. Verdugo Hills Pool and Bathhouse	518,000	349,000
57. 77th Street Regional Jail Section Sprinkler Replacement	545,622	368,000
SUBTOTAL	\$ 83,151,082	\$ 57,358,000
<u>MICLA Funding Restoration for Deferred CTIEP Municipal Facilities Projects²:</u>		
58. City Hall East Electrical System Upgrades and P4 Improvement	1,250,000	842,000
59. Old Arlington (Washington Irving) Library	940,000	633,000
60. Solar Energy Installation Municipal Facilities	3,000,000	2,021,000
61. Warner Grand Theatre	10,000,000	6,736,000
SUBTOTAL	\$ 15,190,000	\$ 10,232,000
<u>CTIEP – LOS ANGELES CONVENTION CENTER</u>		
62. Fire Pump Controller Replacement	135,000	91,000
63. Generator Controls Upgrade	150,000	101,000
64. Gilbert Lindsey Plaza Demolition and Resurfacing	2,000,000	1,347,000
65. HVAC Boiler Pump Motor Replacement	130,000	88,000
66. Waterproofing Upgrades Phase II	4,000,000	2,694,000
SUBTOTAL	\$ 6,415,000	\$ 4,321,000
CTIEP TOTAL	\$ 106,756,082	\$ 71,991,000
GRAND TOTAL	\$ 228,157,000	\$ 111,573,000

² The projects were previously authorized by the Mayor and Council for MICLA financing. As part of the 2020-21 Second Financial Status Report, the Mayor and Council approved the deferral of these projects in order to create capacity for deficit borrowing as a debt option to close the budget gaps created by the COVID-19 pandemic (C.F. 20-0600-S84). In the 2020-21 Third FSR, (C.F. 20-0600-S90), however, the Mayor and Council approved a plan that did not require deficit borrowing to balance the budget. Thus, the 2021-22 Proposed Budget restores several of the deferred projects.

The following vehicle and capital equipment projects are proposed for MICLA financing in 2021-22:

1. **BUREAU OF STREET SERVICES ASPHALT PLANT POWERSCREEN UNIT** — Funding is provided for the acquisition of one Powerscreen unit to be operated at a City asphalt plant.
2. **GENERAL SERVICES DEPARTMENT (GSD) VEHICLE AND EQUIPMENT REPLACEMENT** — Funding is provided to replace fleet equipment and vehicles for various departments.
3. **FIRE DEPARTMENT (FIRE) VEHICLE REPLACEMENT** — Funding is provided to replace fleet equipment used for fire operations.
4. **FIRE VOICE RADIO SYSTEM UPGRADE (PHASE II)** — Funding is provided to the Information Technology Agency (ITA) to upgrade Fire's radio system and for the replacement of all of the dispatch consoles at the primary and backup dispatch centers.
5. **POLICE DEPARTMENT (POLICE) AND FIRE RADIO INFRASTRUCTURE** — Funding is provided to ITA for infrastructure upgrades at various remote mountaintop microwave, radio, and network sites that support public safety radio communications including 9-1-1 dispatch.
6. **POLICE HELICOPTER REPLACEMENT** — Funding is provided to replace one helicopter used to support regular police operations.
7. **POLICE VEHICLE REPLACEMENT** — Funding is provided for the acquisition of various non-patrol vehicles.
8. **TRANSPORTATION TRAFFIC SIGNAL SAFETY PROJECT** — Funding is provided for the design and construction of various traffic signal safety projects.

The following vehicle and capital equipment projects were previously deferred and now proposed to be restored for MICLA financing in 2021-22:

9. **BUREAU OF SANITATION CLEAN STREETS VEHICLES (2017-18 ADOPTED BUDGET)** — Funding is provided for the purchase of vehicles for the Bureau of Sanitation's Environmental Quality Program, which includes the Comprehensive Cleaning and Rapid Engagement (CARE and CARE+) teams.
10. **BUREAU OF STREET LIGHTING (BSL) ELECTRIC VEHICLE CHARGING STATIONS (2020-21 ADOPTED BUDGET)** — Funding is provided for the purchase of 150 Electric Vehicle Charging units to be installed on existing street lighting poles throughout the City.
11. **BSL FLEET REPLACEMENT (2019-20 ADOPTED BUDGET)** — Funding is provided to replace various fleet equipment and vehicles used by the BSL.
12. **BSL FLEET REPLACEMENT (2018-19 ADOPTED BUDGET)** — Funding is provided to replace various fleet equipment and vehicles used by the BSL.
13. **GSD FLEET SHOP EQUIPMENT REPLACEMENT (2019-20 ADOPTED BUDGET)** — Funding is provided to purchase or replace fleet machine shop equipment.
14. **GSD VEHICLE AND EQUIPMENT REPLACEMENT (2020-21 ADOPTED BUDGET)** — Funding is provided to replace fleet equipment and vehicles for various departments.
15. **GSD VEHICLE AND EQUIPMENT REPLACEMENT (2019-20 ADOPTED BUDGET)** — Funding is provided to replace fleet equipment and vehicles for various departments.
16. **GSD VEHICLE AND EQUIPMENT REPLACEMENT (2018-19 ADOPTED BUDGET)** — Funding is provided to replace fleet equipment and vehicles for various departments.
17. **POLICE VEHICLE REPLACEMENT (2020-21 ADOPTED BUDGET)** — Funding is provided for the replacement of non-patrol, undercover sedans, mid-size sedans, and a mobile command vehicle.
18. **POLICE VEHICLE REPLACEMENT (2019-20 ADOPTED BUDGET)** — Funding is provided for the acquisition of various non-patrol vehicles.

19. **RECREATION AND PARKS (RAP) HOMELESS ENCAMPMENT CLEANUP (2019-20 ADOPTED BUDGET)** — Funding is provided for the acquisition of two dump trucks for homeless encampment cleanup.
20. **RAP HVAC ASSESSMENT VEHICLES (2019-20 ADOPTED BUDGET)** — Funding is provided for the acquisition of vehicles for the Construction and Maintenance Division Heating, Ventilation, and Air Conditioning (HVAC) staff to perform maintenance on HVAC systems throughout the City.
21. **RAP TREE MAINTENANCE VEHICLES (2019-20 ADOPTED BUDGET)** — Funding is provided for the acquisition of tree removal and maintenance vehicles for the Tree Maintenance Program.
22. **TRANSPORTATION MOBILE COMMAND VEHICLE (2020-21 ADOPTED BUDGET)** — Funding is provided for the purchase of a mobile command vehicle to enable Transportation staff to provide critical emergency response support.
23. **TRANSPORTATION TRAFFIC SIGNAL SAFETY PROJECT (2020-21 ADOPTED BUDGET)** — Funding is provided for the design and construction of various traffic signal safety projects.

The following CTIEP Physical Plant and Municipal Facilities projects are proposed for MICLA financing in 2021-22:

24. **AHSC TRANSPORTATION PROJECTS FRONT FUNDING** — Funding is provided for Affordable Housing and Sustainable Communities Program (AHSC) grant-awarded transportation projects with front funding requirements.
25. **ASPHALT PLANT NO. I (PHASE II) 25TH AND HARRIET SITE IMPROVEMENTS** — Funding is provided to complete design and fund bid and award activities for the installation of an impactor, screener, and utility connections.
26. **BRIDGE IMPROVEMENT PROGRAM (BIP) - PROGRAM CONTINGENCY** — Funding is provided as a contingency for the BIP. Funding may be used towards eligible staff costs or to cash flow other programmatic expenditures pending federal or State reimbursement.
27. **BUILDING EQUIPMENT LIFECYCLE REPLACEMENT** — Funding is provided for the lifecycle replacement of aging and obsolete building equipment at the City's highest priority sites in order to achieve more efficient operations and associated cost savings.
28. **CAPITAL PROGRAM - BUREAU OF STREET SERVICES** — Funding is provided to address safety hazards and regulatory compliance issues at yards and shops facilities operated by the Bureau of Street Services (BSS) as part of a multi-year program. This will enable BSS to prioritize the use of this funding to address the most critical safety hazards and regulatory compliance.
29. **CAPITAL PROGRAM - FIGUEROA PLAZA BUILDINGS** — Funding is provided for capital repairs and improvements at the Figueroa Plaza Buildings to safeguard the City's investment in these facilities, and to provide for the health, safety, and well-being of the building's occupants and visiting members of the public.
30. **CAPITAL PROGRAM - PUBLIC WORKS BUILDING** — Funding is provided for capital repairs and improvements at the Public Works Building to safeguard the City's investment in this facility and to provide for the health, safety, and well-being of the building's occupants and visiting members of the public.
31. **CAPITAL PROGRAM - VAN NUYS CIVIC CENTER** — Funding is provided for capital repairs and infrastructure improvements at the Van Nuys City Hall complex, which serves as a City hub in the Van Nuys area, including the Marvin Braude Building.
32. **CITYWIDE ELECTRIC VEHICLE CHARGER INFRASTRUCTURE** — Funding is provided for the installation of electric vehicle charging stations at various locations for City fleet and public/City employee parking. Future projects will be implemented where the need is greatest based on electrical capacity and readiness of building, public and employee demand, location and size of facility, and available funding.
33. **CITYWIDE HVAC IMPROVEMENTS** — Funding is provided for as-needed repair and replacement of heating, ventilation, and air conditioning (HVAC) equipment on a citywide basis.
34. **CITYWIDE INFRASTRUCTURE IMPROVEMENTS** — Funding is provided to address health and safety-related infrastructure issues on a citywide basis. Projects include safety and security repairs, air-conditioning, water supply systems, fixtures, and other critical maintenance items.

35. **CITYWIDE ROOF CAPITAL REPAIRS** — Funding is provided for critical roof removal, replacement of damaged or degraded roofs, downspouts, gutters, expansion joints, and waterproofing, and for expanded cool roof applications.
36. **ELECTRIC VEHICLE CHARGER INSTALLATION AND POWER UPGRADES – POLICE** — Funding is provided to continue the expansion of electric vehicle charging stations at multiple Police Department facilities throughout the City.
37. **FIRE STATION 31** — Funding is provided for pre-development and design activities for the new Fire Station 31 in Sylmar.
38. **HOLLYWOOD RECREATION CENTER PHASE II - MODERN GYMNASIUM** — Funding is provided to address a funding shortfall to proceed with the replacement of the existing gymnasium with a modern facility as part of a final phase of the Proposition K specified project authorized for this facility.
39. **MUNICIPAL BUILDINGS ENERGY AND WATER MANAGEMENT AND CONSERVATION** — Funding is provided for energy audits, engineering, retro-commissioning, and retrofit work at various City facilities.
40. **NEW SEVENTH STREET BODY SHOP (PHASE II)** — Funding is provided for the second and final phase of this project to demolish the existing facility located at 2310 East Seventh Street due to significant structural deficiencies and construct a new replacement facility to provide a safe and effective body shop facility operated by the General Services Department to repair damaged vehicles.
41. **NORTH MARIANNA DESIGN** — Funding is provided for design activities for the development of the North Marianna acquisition site in order to address the operational needs of displaced and expanded yards and shops functions.
42. **OPERATIONS VALLEY BUREAU FACILITY PACKAGE** — Funding is provided to continue improvements at Old Fire Station 39, which will provide a permanent Operations Valley Bureau location. Improvements include completion of the sleeping quarters, restrooms, and office space.
43. **PUBLIC SAFETY FACILITIES - ANIMAL SERVICES** — Funding is provided to support ongoing capital improvements at various Animal Services facilities.
44. **PUBLIC SAFETY FACILITIES – FIRE** — Funding is provided to support ongoing capital improvements at various Fire Department facilities.
45. **PUBLIC SAFETY FACILITIES – POLICE** — Funding is provided to support ongoing capital improvements at various Police Department facilities.
46. **PUBLIC SAFETY FACILITIES - POLICE ADMINISTRATION BUILDING** — Funding is provided to support ongoing capital improvements at the Police Administration Building.
47. **RESEDA ROLLER SKATING RINK AND ICE SKATING FACILITY** — Funding is provided to offset a funding shortfall and to proceed with construction of an indoor ice skating and rollerblade rink facility as part of a Proposition K specified project that leverages multiple funding sources.
48. **SEPULVEDA RECREATION CENTER IMPROVEMENTS** — Funding is provided to address the needed improvements to the facility, indoor and outdoor recreational opportunities, and landscaping while leveraging other city resources to enhance the community.
49. **SIXTH STREET VIADUCT – PARK, ARTS, RIVER, AND CONNECTIVITY IMPROVEMENTS (PARC)** — Funding is provided to address contaminated soil remediation at the PARC site.
50. **SIXTH STREET VIADUCT REPLACEMENT PROJECT – SUPPLEMENTAL CONSTRUCTION FUNDING** — Funding is provided to address a shortfall for the Sixth Street Viaduct Replacement Project for additional scope, change orders, and cost overruns and for staff costs for the Bureau of Contract Administration due to construction delays.
51. **SLAUSON CONNECT INCUBATOR AND CULTURAL CENTER** — Funding is provided to address non-recreational elements of design and leverages specified Proposition K monies to convert surrounding land of the Slauson Railroad Corridor right-of-way to a regional recreational hub.

52. **SOUTHEAST (MAIN STREET) YARD FIRE DAMAGED BUILDINGS DEMOLITION AND RECONSTRUCTION** — Funding is provided for the demolition of existing structures, restoration of a fire-damaged facility and co-location of the Department of Recreation and Parks fleet functions previously assigned to the South Yard located in Exposition Park.
53. **SPACE OPTIMIZATION TENANT WORK** — Funding is provided for tenant improvements and the relocation of City staff in accordance with the City's Space Optimization Plan and subject to the approval and oversight of the Municipal Facilities Committee, with priority for use of these funds to include any new City departments authorized through the Budget.
54. **STUDIO CITY RECREATION CENTER - NEW GYMNASIUM** — Funding is provided to address the shortfall for the construction of a modern gym, community center, and landscaping while leveraging the specified Proposition K project monies to close the gap.
55. **SYLMAR SENIOR CENTER** — Funding is provided for feasibility analysis, environmental remediation, and design to rehabilitate a vacant building at the Sylmar Recreation Center to serve as a new Senior Citizen Center with the purpose of promoting social equity by addressing the underserved needs of seniors within the Sylmar community.
56. **VERDUGO HILLS POOL AND BATHHOUSE** — Funding is provided to address the shortfall for major upgrades to the pool and bathhouse and leverages other sources of funding such as Proposition K and Sites and Facilities.
57. **77TH STREET REGIONAL JAIL SECTION SPRINKLER REPLACEMENT** — Funding is provided for improvements in the fire life sprinkler safety system at the 77th Street Regional Jail.

The following CTIEP Municipal Facilities Projects were previously deferred and now proposed to be restored for MICLA financing in 2021-22:

58. **CITY HALL EAST ELECTRICAL SYSTEM UPGRADES AND P4 IMPROVEMENT** — Funding is provided for the mechanical, electrical, plumbing and capital improvements to complete a cooling system and create a redundant power supply for the City Hall East server room managed by the Information Technology Agency.
59. **OLD ARLINGTON (WASHINGTON IRVING) LIBRARY** — Funding is provided for pre-development and design activities of a historic former library building, located at 1803 South Arlington Avenue.
60. **SOLAR ENERGY INSTALLATION MUNICIPAL FACILITIES** — Funding is provided to include solar energy installations at four existing municipal facilities buildings that include: 1) Vision Theatre; 2) Evergreen Recreation Center; 3) Devonshire Mission Community Police Station; and, 4) Topanga Community Police Station.
61. **WARNER GRAND THEATRE** — Funding is provided for capital improvements for the rehabilitation project, including Americans with Disabilities Act (ADA) compliance, restroom, and elevator requirements.

The following capital improvements to the Los Angeles Convention Center (LACC) are proposed for MICLA financing in 2021-22:

62. **FIRE PUMP CONTROLLER REPLACEMENT** — Funding is provided to replace four control panels that control the West Hall fire pumps.
63. **GENERATOR CONTROLS UPGRADE** — Funding is provided to upgrade three 1,600 kilowatt generator control panels and voltage regulators that operate the LACC's emergency generators.
64. **GILBERT LINDSEY PLAZA DEMOLITION AND RESURFACING** — Funding is provided for the demolition and resurfacing of Gilbert Lindsay Plaza, including clearing, grading, and finishing of the site.
65. **HVAC BOILER PUMP MOTOR REPLACEMENT** — Funding is provided to replace three boiler pumps and motors that are part of the heating system for South and Concourse Halls.
66. **WATERPROOFING UPGRADES PHASE II** — Funding is provided to upgrade corrugated metal roof components and the door threshold waterproofing assembly over South and Concourse Halls to address worsening water intrusion issues at the LACC.

CAPITAL AND TECHNOLOGY IMPROVEMENT EXPENDITURE PROGRAM

BASIS FOR THE PROPOSED BUDGET

SUMMARY

The 2021-22 Proposed Budget for the Capital and Technology Improvement Expenditure Program (CTIEP) relates to current year funding as follows:

	General Fund	Special Funds	Total	Other Funds**
2020-21 Adopted Budget*	\$ 8,930,430	\$ 346,768,984	\$ 355,699,414	\$ 138,303,034
2021-22 Proposed Budget	\$ 101,694,771	\$ 357,855,813	\$ 459,550,584	\$ 133,390,240
Change from 2020-21 Budget	\$ 92,764,341	\$ 11,086,829	\$ 103,851,170	\$ (4,912,794)
% Change	1,038.7%	3.2%	29.2%	(3.6%)

** The 2020-21 Adopted Budget amount does not include Technology projects.

* Other funds consist of General Obligation (GO) Bonds and Municipal Improvement Corporation of Los Angeles (MICLA) financing. The amounts from these funds are provided for informational purposes only.

The CTIEP provides for the use of special funds for eligible capital and technology infrastructure improvements and General Fund financing of necessary capital improvements for which special fund financing is unavailable or ineligible.

The City's Financial Policies recommend the programming of 1.5 percent of General Fund revenue to fund capital or infrastructure improvements. For 2021-22, General Fund revenues are projected to be \$7.34 billion, resulting in a 1.5 percent target totaling \$110.1 million. The 2021-22 Proposed CTIEP General Fund financing totals \$101.7 million. An additional \$22.9 million in General Fund is provided for sidewalk repairs, and \$27.5 million in General Fund is provided for the Pavement Preservation Program. Therefore, the Proposed Budget allocates a total of \$152.1 million or 2.1 percent in General Fund for capital, infrastructure, and technology improvements.

The projects funded in the CTIEP were selected on a priority basis using criteria such as: (1) risk to health and safety; (2) compliance with legal, regulatory, or other policy mandated requirements; (3) resilience and sustainability; (4) impact to city operations, asset condition, annual recurring costs and asset longevity; and, (5) equitable community investment and economic sustainability.

Following a summary section, the CTIEP has been separated into four sections, as follows:

Clean Water

This category includes the Clean Water projects funded from the Sewer Construction and Maintenance Fund. Clean Water has been developed as a separate program to reflect the conversion to an enterprise operation to support revenue bonds.

Municipal Facilities

This category includes the construction or improvement of City-owned structures and facilities such as parks, libraries, fire and police stations, yards, and shops. Funds for these projects are provided from the General Fund and various special funds. Other funds identified in the summary above include lease financing through the Municipal Improvement Corporation of Los Angeles (MICLA).

Physical Plant

This category includes a variety of stormwater, street, and street lighting projects. These projects are primarily funded by the General Fund, Measure W Local Return Fund, Measure M Local Return Fund, Road Maintenance and Rehabilitation Program Special (SB1) Fund, and Special Gas Tax Improvement Fund. All of these funds will provide for the following types of projects: flood control and pollution abatement, storm damage repair, street widening and reconstruction, street lighting, traffic control, bikeways, and water quality improvement. Other funds identified in the summary above include projects funded by the Proposition O General Obligation Bond which are handled outside the budget.

Technology

This was added as a component of the City's Capital and Technology Improvement Policy, formerly the Capital Improvement Policy (C.F. 19-1353). This category includes projects that represent a significant investment in technology infrastructure, including major technology systems. These projects are budgeted within the individual department that administers the project.

The proposed sources of funds for the CTIEP and the change from the 2020-21 Budget are as follows:

Fund	2020-21 Adopted Budget	Change	2021-22 Proposed Budget
General Fund and Special Funds			
General Fund	\$ 8,930,430	\$ 92,764,341	\$ 101,694,771
Arts and Cultural Facilities and Services Trust Fund	400,697	(371,265)	29,432
Building and Safety Building Permit Fund	--	345,063	345,063
Citywide Recycling Trust Fund	--	69,432	69,432
Convention Center Revenue Fund	--	3,719	3,719
Measure M Local Return Fund [1]	3,533,825	(2,048,825)	1,485,000
Measure W Local Return Fund	7,345,940	6,202,240	13,548,180
Multi-Family Bulky Item Fee Fund	--	15,719	15,719
Park and Recreational Sites and Facilities Fund	2,470,000	630,000	3,100,000
Rent Stabilization Trust Fund	--	36,388	36,388
SB1 Road Maintenance and Rehabilitation Fund	18,306,512	16,639,343	34,945,855
Sewer Construction and Maintenance Fund	313,074,000	(10,808,847)	302,265,153
Sidewalk Repair Fund	--	35,418	35,418
Solid Waste Resources Revenue Fund	--	503,987	503,987
Special Gas Tax Improvement Fund	500,000	(50,000)	450,000
Stormwater Pollution Abatement Fund	918,332	(118,332)	800,000
Street Damage Restoration Fee Fund	219,678	(199,778)	19,900
Street Lighting Maintenance Assessment Fund	--	92,302	92,302
Systematic Code Enforcement Fee Fund	--	110,265	110,265
Total General Fund and Special Funds	\$ 355,699,414	\$103,851,170	\$ 459,550,584
Other Funds			
MICLA – Municipal Facilities [2]	\$ 88,303,034	\$ 16,453,048	\$ 104,756,082
MICLA - Technology [2]	--	3,634,158	3,634,158
General Obligation Bonds – Physical Plant [2]	<u>50,000,000</u>	<u>(25,000,000)</u>	<u>25,000,000</u>
Total Other Funds	\$ 138,303,034	\$ (4,912,794)	\$ 133,390,240

The following table sets forth the proposed CTIEP for 2021-22 by project category, comparing the 2020-21 program to the 2021-22 program:

2021-22 CAPITAL AND TECHNOLOGY IMPROVEMENT EXPENDITURE PROGRAM

	2020-21 Adopted Budget	Change	2021-22 Proposed Budget
Clean Water Projects	<u>\$ 313,074,000</u>	<u>\$ (11,504,682)</u>	<u>\$ 301,569,318</u>
Municipal Facilities Projects [3]			
Arts and Cultural Opportunities	\$ 251,430	\$ 417,139	\$ 668,569
Buildings and Facilities	7,915,697	19,415,593	27,331,290
Recreational Opportunities	<u>2,470,000</u>	<u>630,000</u>	<u>3,100,000</u>
Total – Municipal Facilities	<u>\$ 10,637,127</u>	<u>\$ 20,462,732</u>	<u>\$ 31,099,859</u>
Physical Plant Projects [1,3]			
Stormwater	\$ 10,480,897	\$ 13,136,517	\$ 23,617,414
Street Repair and Pedestrian Improvement [4]	19,507,390	30,104,097	49,611,487
Street Lighting	1,500,000	8,280,000	9,780,000
Contingencies [5]	<u>500,000</u>	<u>--</u>	<u>500,000</u>
Total – Physical Plant	<u>\$ 31,988,287</u>	<u>\$ 51,520,614</u>	<u>\$ 83,508,901</u>
Technology Projects	<u>\$ --</u>	<u>\$ 43,372,506</u>	<u>\$ 43,372,506</u>
TOTAL			
CAPITAL AND TECHNOLOGY IMPROVEMENT EXPENDITURE PROGRAM	<u>\$ 355,699,414</u>	<u>\$ 103,851,170</u>	<u>\$ 459,550,584</u>

[1] The City Administrative Officer may approve changes in the planned use of funds between the General Fund, Special Gas Tax Improvement Fund, SB1, Measure M Local Return Fund, Measure W Local Return Fund, Stormwater Pollution Abatement Fund, and Street Damage Restoration Fee Fund for approved Street Projects and may approve transfers of funds not required to complete approved capital projects to other approved capital projects.

[2] MICLA and General Obligation Bond amounts are provided for informational purposes only.

[3] The City Administrative Officer may approve transfers within the same fund of \$25,000 or 25 percent of project amounts (whichever is greater), not to exceed \$100,000, to or between eligible capital improvement projects or accounts approved by the Mayor and City Council.

[4] Subject to receipt of actual funds from the Los Angeles Metropolitan Transportation Authority and/or the State of California.

[5] The City Administrative Officer may approve transfers of any amount from the Contingencies Account to any project listed or any project previously approved by the Mayor and City Council.

THIS PAGE INTENTIONALLY LEFT BLANK

CAPITAL AND TECHNOLOGY IMPROVEMENT EXPENDITURE PROGRAM

BASIS FOR THE PROPOSED BUDGET

CLEAN WATER

The 2021-22 Proposed Budget for the Clean Water Capital and Technology Improvement Expenditure Program (CTIEP) relates to current year funding as follows:

	Amount	% Change
2020-21 Adopted Budget	\$ 313,074,000	
2021-22 Proposed Budget	\$ 301,569,318	
Change from 2020-21 Budget	\$ (11,504,682)	(3.7%)

The Clean Water CTIEP is administered by the Department of Public Works, Bureau of Sanitation and consists of wastewater facility improvement projects at the City's four wastewater treatment plants and 49 pumping plants, as well as more than 6,700 miles of mainline sewers. The projects in the Clean Water CTIEP are divided into seven categories: Collection Systems, Donald C. Tillman Water Reclamation Plant, Hyperion Water Reclamation Plant, Los Angeles-Glendale Water Reclamation Plant, Pumping Plants, Terminal Island Water Reclamation Plant, and System-wide improvements.

The Clean Water CTIEP is funded entirely from Clean Water System revenues, including the Sewer Service Charge (SSC).

The current Clean Water CTIEP is focused on the ten-year Collection System Settlement Agreement (CSSA). The CSSA is a consent decree that articulates specific requirements for the wastewater collection system with the objective of reducing sewer spill risk and the associated overflow. While the ten-year term of the CSSA expired in 2014, the Bureau of Sanitation plans to continue to meet and exceed the terms of the CSSA in order to avoid future liability and protect public health.

BUDGET HIGHLIGHTS:

- Funding in the amount of \$90.9 million is provided for the construction of various collection system projects;
- Funding in the amount of \$19.2 million is provided for the construction of the Venice Dual Force Main to supplement the existing 48-inch force main sewer built in 1960 that conveys sewage from the Venice Pumping Plant to the Hyperion Water Reclamation Plant. This project will allow for routine inspection and maintenance of the existing 48-inch force main sewer and protect the public from a potential sewage spill by adding capacity and redundancy; and,
- Funding in the amount of \$25.6 million is provided for the development of an Advanced Wastewater Purification Facility at the Hyperion Water Reclamation Plant in order to supply advanced treated recycled water to the Los Angeles World Airports and nearby uses.

	2020-21 Adopted Budget	2021-22 Proposed Budget
WASTEWATER COLLECTION, TREATMENT, AND DISPOSAL		
Collection System A significant portion of the Capital Program for this category reflects CSSA requirements. Funds are provided for other sewer rehabilitations, miscellaneous replacement projects, and emergency sewer repairs.	\$ 127,111,000	\$ 90,931,000
Donald C. Tillman Water Reclamation Plant Planned expenditures include maintenance for the Donald C. Tillman Advanced Water Purification Facility, berm improvements, and other equipment replacement.	29,656,000	32,798,000
Hyperion Water Reclamation Plant Planned expenditures include development of the Los Angeles World Airport Advanced Water Treatment Facility, primary tank upgrades, secondary clarifier upgrades, perimeter road improvements, odor control improvements, standard equipment replacement, and other upgrade projects.	84,540,000	67,287,000
Los Angeles - Glendale Water Reclamation Plant Planned expenditures include development of the LA-Glendale Advanced Water Purification Demonstration Facility, development of the Personnel Building facility, preliminary treatment improvements, primary effluent equalization storage improvements, and standard equipment replacement.	3,464,000	24,769,000
Pumping Plants Planned expenditures include installation of a force main at the Venice Pumping Plant.	17,429,000	19,158,000
System-wide Planned expenditures include the Machado Lake Pipeline Eastern Reach and miscellaneous system-wide activities such as facilities planning and design, equipment replacement, construction services, and equipment upgrade or replacement.	42,570,000	37,997,318
Terminal Island Water Reclamation Plant Planned expenditures include microfiltration system replacement, final tanks skimmer system replacement, digester insulation replacement, and standard equipment replacement.	8,304,000	28,629,000
TOTAL CLEAN WATER CAPITAL AND TECHNOLOGY IMPROVEMENT EXPENDITURE PROGRAM	\$ 313,074,000	\$ 301,569,318

CAPITAL AND TECHNOLOGY IMPROVEMENT EXPENDITURE PROGRAM

BASIS FOR THE PROPOSED BUDGET

MUNICIPAL FACILITIES

The 2021-22 Proposed Budget for the Municipal Facilities Capital and Technology Improvement Expenditure Program (CTIEP) relates to current year funding as follows:

	General Fund	Special Funds*	Total Budget	Other Fund**	Total Program
2020-21 Adopted Budget	\$ 7,766,430	\$ 2,870,697	\$ 10,637,127	\$ 88,303,034	\$ 98,940,161
2021-22 Proposed Budget	\$ 27,999,859	\$ 3,100,000	\$ 31,099,859	\$ 104,756,082	\$ 135,855,941
Change from 2020-21 Budget	\$ 20,233,429	\$ 229,303	\$ 20,462,732	\$ 16,453,048	\$ 36,915,780
Percent Change	260.5%	8.0%	192.4%	18.6%	37.3%
* Special Funds consist of the Park and Recreational Sites and Facilities Fund and Arts and Cultural Facilities and Services Trust Fund.					
** Other Fund consists of the Municipal Improvement Corporation of Los Angeles (MICLA) financing for various projects (informational only).					

The total 2021-22 program budget for Municipal Facilities CTIEP is approximately \$135.86 million. The program budget consists of \$28 million in General Fund appropriations, \$3.1 million in special fund appropriations, and \$104.76 million in Municipal Improvement Corporation of Los Angeles (MICLA) financing.

Investments in ongoing Municipal Facilities capital programs include:

- Critical infrastructure repairs and improvements to address maintenance, health, and safety issues at various City facilities. Repairs include roof repair, lead-paint removal, asbestos removal, fire/life-safety system upgrades, elevator modernization, and upgrades of various other building systems. Funding is provided for the most critical infrastructure repairs.
- Capital improvement and repair programs for the Figueroa Plaza Buildings, Public Works Building, Van Nuys Civic Center, El Pueblo, Zoo, and Public Safety Facilities operated by the Fire Department, Police Department, and Animal Services Department.
- Establishment of new annual capital repair program for Underground Fuel Storage Tank, along with funding for remediation of contaminated soil and other hazard mitigations for City-owned facilities.

2021-22 BUDGET HIGHLIGHTS

- Infrastructure and capital improvements for Public Safety facilities include: Fire Department Operations Valley Bureau; Fire Station No. 31 in Sylmar; Seventy-Seventh Street Regional Jail replacement of obsolete sprinkler system; Police Property Warehouse operating equipment; and, Van Nuys Civic Center security improvements.
- Investments to support efficient Yards and Shops operations include: Initial funding to develop a new facility located at North Marianna to support co-location of displaced and expanded operations; Capital repair funds to support Bureau of Street Service operation; and, restored funding for a regional needs assessment of Yards and Shops facilities to inform future strategic investment needs and leveraging of federal infrastructure funds.
- Investment in cultural and recreational facilities that highly leverages supplemental funding sources, to expand opportunities available throughout the City, with funding provided for the: Hollywood Recreation Center Gymnasium, Reseda Skate Facility, Studio City Recreation Center Gymnasium, Vision Theatre Equipment, and Verdugo Hills Pool and Bathhouse.

- Funding to promote social equity objectives for disadvantaged communities that includes: Engine Company 23 Junior Arts Center in Skid Row; Manchester Urban Homes Green Alley; Vision Theatre Equipment; Yards and Shops Assessment; Old Arlington (Washington Irving) Library; Slauson Connect Incubator and Cultural Center; Sylmar Senior Center; and, 77th Street Regional Jail Sprinkler Replacement.
- Increased funding for the Space Optimization Program to implement modifications of City work space, as needed to support efficient operations, with priority for use of these funds to include any new City departments authorized through the Budget.
- Funding for workplace safety facility improvements and modifications at City facilities to ensure safe conditions for staff and members of the public accessing services.
- Partial or full restoration of funding deferred for budget balancing as part of the 2020-21 Second Financial Status Report (C.F. 20-0600-S84), for the following projects: City Hall East Electrical System Upgrades and P4 Improvements, Old Arlington Library, Solar Energy Installation at Municipal Facilities, Sixth Street PARC, Yards and Shops Assessment, and Warner Grand Theater.

City municipal facilities projects financed by the General Fund are subject to a One Percent Assessment for the Arts (Los Angeles Administrative Code Section 19.85). The assessment is due on the total cost of construction, improvement, or remodeling work for each Capital Improvement project. The 2021-22 CTIEP contains \$668,569 from the General Fund to comply with this mandate.

The following table details the proposed amount by funding source for the 2021-22 Municipal Facilities CTIEP.

2021-22 Proposed Amount by Funding Source

Fund	2021-22 Amount
General Fund	\$ 27,999,859
Park and Recreational Sites and Facilities Fund	3,100,000
Sub-Total Budget	<u>\$ 31,099,859</u>
MICLA Financing	\$ 104,756,082
Sub-Total Other Fund	<u>\$ 104,756,082</u>
Total Program	<u>\$ 135,855,941</u>

The funding criteria considered for the respective programs and projects are based on the following prioritizations:

- | | |
|------------|--|
| Category 1 | <u>Risk to Health and Safety</u> : Projects that eliminate or mitigate health and safety hazards to City employees or the public (landfills, asbestos removal, toxic waste). |
| Category 2 | <u>Compliance with Legal, Regulatory, or other policy Mandated Requirements</u> : Projects that are federal, state, or otherwise legally mandated, including Proposition K specified projects. |
| Category 3 | <u>Impact to City Operations, Asset Condition, Annual Recurring Costs and Asset Longevity</u> : Projects that impact City operation, asset conditions, and/or minimize maintenance needs by improving infrastructure and/or reducing future costs. |
| Category 4 | <u>Equitable Community Investment and Economic Sustainability</u> : Projects that contribute toward economic development and/or promote social equity to benefit underserved communities including those with low-income households, low community engagement, and low mobility or access to transportation systems. |

GENERAL FUND

The capital improvements listed in this section are funded through General Fund appropriations.

CATEGORY	PROJECT TITLE	ACTIVITY*	2021-22 AMOUNT
1	Bridge Improvement Program (BIP) - Contingency	C	\$ 600,000

Funding is provided as a contingency for the BIP. Funding may be used towards eligible staff costs or to cash flow other programmatic expenditures pending federal or state reimbursement.

1, 3	Capital Program - El Pueblo	C	\$ 200,000
-------------	------------------------------------	----------	-------------------

Funding is provided for capital repairs and infrastructure improvements at El Pueblo de Los Angeles Historical Monument.

3	Capital Program - Van Nuys Civic Center	C	\$ 100,000
----------	--	----------	-------------------

Funding is provided to address landscaping for the Ruth Bader Ginsburg Monument located at Van Nuys Civic Center.

1, 3	Capital Program - Zoo	C	\$ 250,000
-------------	------------------------------	----------	-------------------

Funding is provided for capital repairs and infrastructure improvements at the Los Angeles Zoo facilities.

1, 2	Citywide Building Hazard Mitigation	C	\$ 750,000
-------------	--	----------	-------------------

Funding is provided for the continued removal of unanticipated asbestos, lead paint, lead abatement, and mold hazards encountered during maintenance and construction in City buildings.

1, 3	Citywide Elevator Repairs	C	\$ 850,000
-------------	----------------------------------	----------	-------------------

Funding is provided for the continued repair and upgrade of elevators at City-owned buildings.

1, 2, 3	Citywide Maintenance and Improvements	C	\$ 1,700,000
----------------	--	----------	---------------------

Funding is provided to perform critical capital repairs, maintenance work, and improvements at various facilities throughout the City.

1, 3	Citywide Nuisance Abatement	C	\$ 1,000,000
-------------	------------------------------------	----------	---------------------

Funding is provided to address nuisance abatement issues at City-owned properties. Work will be prioritized to secure these City-owned properties pending disposition for purposes such as economic development.

1, 3	Citywide Roof Capital Repairs	C	\$ 240,000
-------------	--------------------------------------	----------	-------------------

Funding is provided to address critical roof repairs at City facilities with the most critical problems, including removal and replacement of damaged or degraded roofs, downspouts, gutters, expansion joints, waterproofing, and expanded cool roof applications.

1, 2, 3	Civic and Community Facilities	C	\$ 600,000
----------------	---------------------------------------	----------	-------------------

Funding is provided to address deferred maintenance, alterations and improvements, and for design or construction start-up of civic and community facilities and to address legally required improvements to City facilities acquired through eminent domain.

* "PP" indicates preliminary study. "D" indicates design. "C" indicates construction work. "R/W" indicates land or building acquisition.

GENERAL FUND (cont.)

CATEGORY	PROJECT TITLE	ACTIVITY*	2021-22 AMOUNT
1, 2	Contaminated Soil Removal and Mitigation	PP/C	\$ 750,000

Funding is provided to continue consultant soils analyses of contaminated sites and technical expertise in preparing mitigation plans for regulatory approval. Funding is also provided for assessments and contaminated soil clean-up at City facilities.

1, 2, 4	Engine Company 23 Junior Arts Center	C	\$ 450,000
----------------	---	----------	-------------------

Funding is provided to address the shortfall in converting the decommissioned Engine Company 23 fire station into a regional Junior Arts Center, located in Skid Row, which is leveraging Proposition K and Sites and Facilities funds for the project.

2	Fire Life Safety Building Systems (Regulation 4)	C	\$ 1,100,000
----------	---	----------	---------------------

Funding is provided to perform Fire Department Regulation 4 testing, repair, replacement, and certification of mandated fire/life safety, alarm, and monitoring systems of up to 250 buildings.

1, 2	Hansen Dam Revitalization	PP/D	\$ 1,000,000
-------------	----------------------------------	-------------	---------------------

Funding is provided to develop a concept and feasibility study of geotechnical, hydraulics, and hydrology analysis for Holiday Lake and design of the Tataviam Village, which is a priority project of the Upper Los Angeles River & Tributaries (ULART Master Plan) per California Legislation AB466.

1	Jamie Beth Slavin Park	D/C	\$ 500,000
----------	-------------------------------	------------	-------------------

Funding is provided for various renovations and improvements for the basketball courts located at this facility, including a permanent shade structure.

1	Jesse Owen Mini Park Improvements	D/C	\$ 500,000
----------	--	------------	-------------------

Funding is provided to address various renovations and improvements as this facility, to expand recreational opportunities for park patrons.

4	Manchester Urban Homes Green Alley	PP/D/C	\$ 2,300,000
----------	---	---------------	---------------------

Funding is provided to support the study, design and/or construction of improvements for the Manchester Urban Homes Green Alley. The Neighborhood Housing Services plans to build 122 affordable units for low to extremely low-income households. The project will have two buildings with an alley between them, and also include green space, alley and sidewalk improvements, a community garden, and children's playground.

2, 3	Municipal Buildings Energy and Water Management and Conservation	C	\$ 1,232,290
-------------	---	----------	---------------------

Funding is provided for energy audits, engineering, retro-commissioning, and retrofit work at various City facilities.

2	One Percent for the Arts	C	\$ 668,569
----------	---------------------------------	----------	-------------------

Funding is provided for the one percent assessment on General Fund projects. The construction portion of the City's Capital Improvement projects is subject to a one percent assessment for the arts. Fee assessments on General Fund projects are transferred to the Arts and Cultural Facilities and Services Trust Fund on an annual basis.

* "PP" indicates preliminary study. "D" indicates design. "C" indicates construction work. "R/W" indicates land or building acquisition.

GENERAL FUND (cont.)

CATEGORY	PROJECT TITLE	ACTIVITY*	2021-22 AMOUNT
2, 3	Operating Equipment for Police Evidence and CATS Warehouse	C	\$ 1,300,000

Funding is provided for the purchase of furniture, telecommunications equipment, other operating equipment, and the relocation of evidence and property from the existing warehouse to the new warehouse for the Evidence and Property Management Division and Commercial Auto Theft Section (CATS).

1, 2, 3	Overhead Doors, Automatic Gates, and Awnings	C	\$ 500,000
----------------	---	----------	-------------------

Funding is provided to address overhead door, automatic gate, awning repairs at various City facilities. These repairs are needed to ensure safe operation of City facilities and to provide acceptable work conditions for staff.

1, 3	Public Safety Facilities - Animal Services	C	\$ 250,000
-------------	---	----------	-------------------

Funding is provided to support ongoing capital improvements at various Animal Services facilities.

1, 3	Public Safety Facilities - Fire	C	\$ 250,000
-------------	--	----------	-------------------

Funding is provided to support ongoing capital repairs and maintenance at various Fire Department facilities.

1, 3	Public Safety Facilities - Police	C	\$ 75,000
-------------	--	----------	------------------

Funding is provided to support ongoing capital repairs and maintenance at various Police Department facilities.

1	Runyon Canyon Restroom	D/C	\$ 150,000
----------	-------------------------------	------------	-------------------

Funding is provided to design and construct restroom improvements for this facility located in the Santa Monica Mountains to enhance recreational opportunities for park patrons.

1, 2	Sepulveda Basin Master Plan	PP/D	\$ 1,000,000
-------------	------------------------------------	-------------	---------------------

Funding is provided for a Master Plan Study to address the underused recreational opportunities within the Sepulveda Basin and increase its appeal as a major regional park by leveraging other state, county and city resources to support a sports complex, hiking trails, and water amenities.

1, 2	Sixth Street Viaduct - Replacement Project Supplemental Construction Funding	C	\$ 2,300,000
-------------	---	----------	---------------------

Funding is provided to address a shortfall for the Sixth Street Viaduct Replacement Project for staff costs due to construction delays.

1	Space Optimization Tenant Work	PP/D/C	\$ 200,000
----------	---------------------------------------	---------------	-------------------

Funding is provided for tenant improvements and the relocation of City staff in accordance with the City's Space Optimization Plan and subject to the approval and oversight of the Municipal Facilities Committee, with priority for use of these funds to include any new City departments authorized through the Budget.

1	Tujunga Wash Greenbelt Park	D/C	\$ 350,000
----------	------------------------------------	------------	-------------------

Funding is provided to improve landscaping and irrigation along the walking path on the east side of the channel to enhance the recreational opportunities surrounding the Social and Public Art Resource Center (SPARC) Bridge and Great Wall projects located within the Greenbelt.

* "PP" indicates preliminary study. "D" indicates design. "C" indicates construction work. "R/W" indicates land or building acquisition.

GENERAL FUND (cont.)

CATEGORY	PROJECT TITLE	ACTIVITY*	2021-22 AMOUNT
1, 2, 3	Underground Fuel Storage Tank Repairs and Replacements	PP/D/C	\$ 500,000

Funding is provided for removal, replacement, and/or abandonment in place of failing underground fuel storage tanks and associated piping systems.

1, 3	Van Nuys City Hall and Marvin Braude Constituent Center Security	C	\$ 352,000
-------------	---	----------	-------------------

Funding is provided for security upgrades at the Van Nuys City Hall and Marvin Braude Constituent Center.

1	Verdugo Hills Pool and Bathhouse	C	\$ 182,000
----------	---	----------	-------------------

Funding is provided to proceed with major upgrades to the pool and bathhouse that has been on hold due to an unresolved shortfall that will be offset through leveraging of multiple program funding sources.

2, 4	Vision Theatre Equipment	D/C	\$ 1,300,000
-------------	---------------------------------	------------	---------------------

Funding is provided to purchase and install theater equipment that is needed to operate both the theatre component and Junior Arts program that is co-located at this facility, in support of art development and job training skills for local South L.A. residents.

1, 2	Workplace Safety Facility Improvements	PP/D/C	\$ 2,000,000
-------------	---	---------------	---------------------

Funding is provided for workplace safety facility improvements and modifications, including needed plexiglass installations at City facilities to ensure safe operation and to provide safe work conditions for staff.

1, 3	Yards and Shops - Capital Equipment	C	\$ 500,000
-------------	--	----------	-------------------

Funding is provided for as-needed repair and replacement of various capital equipment required for the operation of maintenance yards and shops facilities in order to achieve more efficient operations and associated costs savings.

3, 4	Yards and Shops Facilities - Needs Assessment	PP	\$ 2,000,000
-------------	--	-----------	---------------------

Funding is provided to initiate an assessment of the overall condition and redevelopment needs for the City's system of yards and shops facilities through a phased regional approach. There are 133 yards and shops facilities citywide that are operated by eight City Departments to support critical service deployments, including first responder activities. The initial phase will be focused on areas of the Civic Center that support citywide service delivery, and the South L.A. region in support of social equity objectives. Subject to sufficient funding based on final bid results, disadvantaged communities within the Valley region would be given priority as part of this initial phase.

Subtotal General Fund			<u>\$ 27,999,859</u>
------------------------------	--	--	-----------------------------

* "PP" indicates preliminary study. "D" indicates design. "C" indicates construction work. "R/W" indicates land or building acquisition.

PARK AND RECREATIONAL SITES AND FACILITIES FUND

Funding restricted to the acquisition and development of parks and recreational sites and facilities, utilizing monies generated by a dwelling unit tax assessment on new construction in the City.

CATEGORY	PROJECT TITLE	ACTIVITY*	2021-22 AMOUNT
4	Various Recreation and Parks Facilities	C	\$ 3,100,000

Funding is provided for design, acquisition, and construction costs for authorized projects, including shortfalls resulting from cost escalation or other emergent factors. Allocations to specific projects are provided by the City Administrative Officer, subject to approval by the Mayor and City Council. For 2021-22, funding will be allocated in amounts based on final bid results for projects ready to proceed into acquisition or construction. Priority will also be given to address funding shortfalls for Proposition K projects, in order to leverage availability of supplemental funding sources and to satisfy the City's obligation to complete the Proposition K specified program requirements prior to the sunset of the program in 2026-27.

Subtotal Park and Recreational Sites and Facilities Fund	<u>\$ 3,100,000</u>
---	----------------------------

* "PP" indicates preliminary study. "D" indicates design. "C" indicates construction work. "R/W" indicates land or building acquisition.

MICLA-ISSUED FINANCING

Proceeds from the issuance of MICLA lease obligations or other types of debt will be used to finance the projects listed below. The debt service payments associated with these types of financing will be funded by the City through an annual appropriation of General Fund or Special Fund monies. The issuance of MICLA debt for the projects listed below would cause the City to borrow \$104,756,082 at an approximate 5.5 percent interest rate over 20 years. The total estimated debt service is \$175,300,082, including interest of approximately \$70,544,000. During the life of the bonds, the estimated average annual debt service is \$8,765,000 over 20 years. Actual interest rates may differ as rates are dependent on market conditions at the time of issuance.

The following Municipal Facilities projects have been proposed for MICLA-issued financing.

CATEGORY	PROJECT TITLE	ACTIVITY*	2021-22 AMOUNT
1	Asphalt Plant No. I (Phase II) 25th and Harriet Site Improvements	D	\$ 1,200,000

Funding is provided to complete design and fund bid and award activities for the installation of an impactor, screener, and utility connections.

1	Bridge Improvement Program (BIP) - Program Contingency	C	\$ 400,000
----------	---	----------	-------------------

Funding is provided as a contingency for the BIP. Funding may be used towards eligible staff costs or to cash flow other programmatic expenditures pending federal or state reimbursement.

1, 3	Building Equipment Lifecycle Replacement	C	\$ 2,500,000
-------------	---	----------	---------------------

Funding is provided for the lifecycle replacement of aging and obsolete building equipment at the City's highest priority sites in order to achieve more efficient operations and associated cost savings.

1, 3	Capital Program - Bureau of Street Services	C	\$ 750,000
-------------	--	----------	-------------------

Funding is provided to address safety hazards and regulatory compliance issues at yards and shops facilities operated by the Bureau of Street Services (BSS) as part of a multi-year program. This will enable BSS to prioritize the use of this funding to address the most critical safety hazards and regulatory compliance.

1, 3	Capital Program - Figueroa Plaza Buildings	C	\$ 500,000
-------------	---	----------	-------------------

Funding is provided for capital repairs and improvements at the Figueroa Plaza Buildings to safeguard the City's investment in these facilities and to provide for the health, safety, and well-being of the building's occupants and visiting members of the public.

1, 3	Capital Program - Public Works Building	C	\$ 1,100,000
-------------	--	----------	---------------------

Funding is provided for capital repairs and improvements at the Public Works Building to safeguard the City's investment in this facility and to provide for the health, safety, and well-being of the building's occupants and visiting members of the public.

1, 3	Capital Program - Van Nuys Civic Center	C	\$ 225,000
-------------	--	----------	-------------------

Funding is provided for capital repairs and infrastructure improvements at Van Nuys City Hall complex, which serves as a City hub in the Van Nuys area, including the Marvin Braude Building.

* "PP" indicates preliminary study. "D" indicates design. "C" indicates construction work. "R/W" indicates land or building acquisition.

MICLA-ISSUED FINANCING (cont.)

CATEGORY	PROJECT TITLE	ACTIVITY*	2021-22 AMOUNT
1, 3	City Hall East Electrical System Upgrades and P4 Improvement	C	\$ 1,250,000
Funding is provided for the mechanical, electrical, plumbing and capital improvements to complete a cooling system and create a redundant power supply for the City Hall East server room operated by the Information Technology Agency.			
3	Citywide Electric Vehicle Charger Infrastructure	C	\$ 3,000,000
Funding is provided for the installation of electric vehicle charging stations at various locations for City fleet vehicles and employee and public parking. Future projects will be prioritized to address high-demand and project readiness that is determined based on electrical capacity and other factors such as location and size of the facility.			
1, 3	Citywide HVAC Improvements	C	\$ 1,772,000
Funding is provided for as-needed repair and replacement of heating, ventilation, and air conditioning (HVAC) issues on a citywide basis.			
1, 3	Citywide Infrastructure Improvements	C	\$ 1,000,000
Funding is provided to address health and safety-related infrastructure issues on a citywide basis. Projects include safety and security repairs, air-conditioning, water supply systems, fixtures, and other critical maintenance items.			
1, 3	Citywide Roof Capital Repairs	C	\$ 760,000
Funding is provided for critical roof removal, replacement of damaged or degraded roofs, downspouts, gutters, expansion joints, waterproofing, and expanded cool roof applications.			
3	Electric Vehicle Charger Installation and Power Upgrades - Police	C	\$ 1,000,000
Funding is provided to continue the expansion of electric vehicle charging stations at multiple LAPD facilities throughout the City.			
1, 3	Fire Station No. 31	D	\$ 1,818,750
Funding is provided for pre-development and design activities for the new Fire Station No. 31 in Sylmar.			
1, 2	Hollywood Recreation Center Phase II - Modern Gymnasium	C	\$ 2,000,000
Funding is provided to address a funding shortfall to proceed with the replacement of the existing gymnasium with a modern facility as part of a final phase of the Proposition K Specified project authorized for this facility.			
1, 3	Municipal Buildings Energy and Water Management and Conservation	C	\$ 1,517,710

Funding is provided for energy audits, engineering, retro-commissioning, and retrofit work at various City facilities.

* "PP" indicates preliminary study. "D" indicates design. "C" indicates construction work. "R/W" indicates land or building acquisition.

MICLA-ISSUED FINANCING (cont.)

CATEGORY	PROJECT TITLE	ACTIVITY*	2021-22 AMOUNT
1	New Seventh Street Body Shop (Phase II)	C	\$ 2,400,000
Funding is provided for the second and final phase of this project to demolish the existing facility located at 2310 East Seventh Street due to significant structural deficiencies and construct a new replacement facility to provide a safe and effective body shop facility operated by the General Services Department to repair damaged fleet vehicles.			
1	North Marianna Design	D	\$ 3,000,000
Funding is provided for design activities for the development of the North Marianna acquisition site in order to co-locate displaced and expanded yards and shops functions operated by multiple City Departments.			
4	Old Arlington (Washington Irving) Library	D	\$ 940,000
Funding is provided for pre-development and design activities for a historic former library building, located at 1803 South Arlington Avenue.			
1, 3	Operations Valley Bureau (OVB) Facility Package	C	\$ 1,179,000
Funding is provided to continue improvements at Old Fire Station No. 39 in order to provide a permanent Operations Valley Bureau location. Improvements include completion of the sleeping quarters, restrooms, and office space.			
1, 3	Public Safety Facilities - Animal Services	C	\$ 250,000
Funding is provided to support ongoing capital improvements at various Animal Services facilities.			
1, 3	Public Safety Facilities - Fire	C	\$ 480,000
Funding is provided to support ongoing capital improvements at various Fire Department facilities.			
1, 3	Public Safety Facilities - Police	C	\$ 655,000
Funding is provided to support ongoing capital improvements at various Police Department facilities.			
1, 3	Public Safety Facilities - Police Administration Building	C	\$ 280,000
Funding is provided to support ongoing capital improvements at the Public Administration Building.			
1, 2	Reseda Roller Skating Rink and Ice Skating Facility	C	\$ 1,000,000
Funding is provided to offset a funding shortfall and to proceed with construction of an indoor ice skating and rollerblade rink facility as part of a Proposition K specified project that leverages multiple funding sources.			
1, 2	Sepulveda Recreation Center Improvements	D/C	\$ 4,000,000
Funding is provided for renovation and improvements at this facility to expand recreational opportunities for park patrons.			
1	Sixth Street Viaduct - Park, Arts, River and Connectivity Improvements (PARC)	C	\$ 1,000,000

Funding is provided to address contaminated soil remediation at the PARC site.

* "PP" indicates preliminary study. "D" indicates design. "C" indicates construction work. "R/W" indicates land or building acquisition.

MICLA-ISSUED FINANCING (cont.)

CATEGORY	PROJECT TITLE	ACTIVITY*	2021-22 AMOUNT
1, 2	Sixth Street Viaduct - Replacement Project Supplemental Construction Funding	C	\$ 36,700,000

Funding is provided to address a shortfall for the Sixth Street Viaduct Replacement Project for additional scope, change orders, and cost overruns and for staff costs for the Bureau of Contract Administration due to construction delays.

1, 2, 4	Slauson Connect Incubator and Cultural Center	C	\$ 800,000
----------------	--	----------	-------------------

Funding is provided to address non-recreational elements of design and leverages specified Proposition K monies to convert surrounding land of the Slauson Railroad Corridor right-of-way to a regional recreational hub that has been on long-term hold.

3	Solar Energy Installation Municipal Facilities	C	\$ 3,000,000
----------	---	----------	---------------------

Funding is provided to include solar energy installations at four existing Municipal Facilities buildings that include: 1) Vision Theatre; 2) Evergreen Recreation Center; 3) Devonshire Mission Community Police Station; and, 4) Topanga Community Police Station.

1	Southeast (Main Street) Yard Fire Damaged Buildings Demolition and Reconstruction	C	\$ 300,000
----------	--	----------	-------------------

Funding is provided to offset a funding shortfall for the demolition of existing structures, restoration of a fire-damaged facility and co-location of the Department of Recreation and Parks fleet functions previously assigned to the South Yard located in Exposition Park.

1	Space Optimization Tenant Work	PP/D/C	\$ 2,000,000
----------	---------------------------------------	---------------	---------------------

Funding is provided for tenant improvements and the relocation of City staff in accordance with the City's Space Optimization Plan and subject to the approval and oversight of the Municipal Facilities Committee, with priority for use of these funds to include any new City departments authorized through the Budget.

1, 2	Studio City Recreation Center - New Gymnasium	D/C	\$ 7,000,000
-------------	--	------------	---------------------

Funding is provided to offset a shortfall for the Proposition K specified project for construction of a modern gym, community center, and landscaping.

1, 4	Sylmar Senior Center	PP/D/C	\$ 1,500,000
-------------	-----------------------------	---------------	---------------------

Funding is provided for feasibility analysis, environmental remediation, and design to rehabilitate a vacant building at the Sylmar Recreation Center to serve as a new Senior Citizen Center with the purpose of promoting social equity by addressing the underserved needs of seniors within the Sylmar community.

1	Verdugo Hills Pool and Bathhouse	C	\$ 518,000
----------	---	----------	-------------------

Funding is provided to offset a shortfall for the Proposition K specified project for major upgrades to the pool and bathhouse, along with other contributing sources of funds.

1	Warner Grand Theatre	C	\$ 10,000,000
----------	-----------------------------	----------	----------------------

Funding is provided for capital improvements for the rehabilitation project, including ADA, restroom and elevator requirements.

* "PP" indicates preliminary study. "D" indicates design. "C" indicates construction work. "R/W" indicates land or building acquisition.

MICLA-ISSUED FINANCING (cont.)

CATEGORY	PROJECT TITLE	ACTIVITY*	2021-22 AMOUNT
1, 3, 4	77th Street Regional Jail Section Sprinkler Replacement	C	\$ 545,622
Funding is provided to upgrade an obsolete fire life sprinkler safety system at the 77th Street Regional Jail that is contributing to operational hazards for inmates, police staff, and other impacted City operations.			
3	Los Angeles Convention Center (LACC) Fire Pump Controller Replacement	C	\$ 135,000
Funding is provided to replace four control panels that control the West Hall fire pumps.			
3	LACC Generator Controls Upgrade	C	\$ 150,000
Funding is provided to upgrade three 1600kW generator control panels and voltage regulators that operate the LACC's emergency generators.			
3	LACC Gilbert Lindsey Plaza Demolition and Resurfacing	C	\$ 2,000,000
Funding is provided for the demolition and resurfacing of Gilbert Lindsay Plaza, including clearing, grading, and finishing of the site.			
3	LACC HVAC Boiler Pump Motor Replacement	C	\$ 130,000
Funding is provided to replace three boiler pumps and motors that are part of the heating system for South and Concourse Halls.			
1, 3	LACC Waterproofing Upgrades Phase II	C	\$ 4,000,000
Funding is provided to upgrade corrugated metal roof components and the door threshold waterproofing assembly over South and Concourse Halls to address worsening water intrusion issues at the LACC.			
Subtotal MICLA Financing			<u>\$104,756,082</u>

* "PP" indicates preliminary study. "D" indicates design. "C" indicates construction work. "R/W" indicates land or building acquisition.

**2021-22 MUNICIPAL FACILITIES
CAPITAL AND TECHNOLOGY IMPROVEMENT EXPENDITURE PROGRAM
LISTING OF PROJECTS BY PROJECT CATEGORY**

CATEGORY	PROJECT	2021-22 AMOUNT
DEFERRED MAINTENANCE	Building Equipment Lifecycle Replacement	2,500,000
	Citywide Building Hazard Mitigation	750,000
	Citywide Elevator Repairs	850,000
	Citywide Infrastructure Improvements	1,000,000
	Citywide Maintenance and Improvements	1,700,000
	Citywide Nuisance Abatement	1,000,000
	Citywide Roof Capital Repairs	1,000,000
	Civic and Community Facilities	600,000
	Contaminated Soil Removal and Mitigation	750,000
	Fire Life Safety Building Systems (Regulation 4)	1,100,000
	Overhead Doors, Automatic Gates, and Awnings	500,000
	Underground Fuel Storage Tank Repairs and Replacements	500,000
	Subtotal:	12,250,000
OFFICE DEVELOPMENT AND CAPITAL PROGRAM	Capital Program - Figueroa Plaza Buildings	500,000
	Capital Program - Public Works Building	1,100,000
	Capital Program - Van Nuys Civic Center	325,000
	City Hall East Electrical System Upgrades and P4 Improvement	1,250,000
	Citywide Electric Vehicle Charger Infrastructure	3,000,000
	Municipal Buildings Energy and Water Management and Conservation	2,750,000
	Solar Energy Installation Municipal Facilities	3,000,000
	Space Optimization Tenant Work	2,200,000
	Van Nuys City Hall and Marvin Braude Constituent Center Security	352,000
	Workplace Safety Facility Improvements	2,000,000
	Subtotal:	16,477,000
PUBLIC SAFETY FACILITIES AND SECURITY UPGRADES	Citywide HVAC Improvements	1,772,000
	Electric Vehicle Charger Installation and Power Upgrades - Police	1,000,000
	Fire Station No. 31	1,818,750
	Operating Equipment for Police Evidence and CATS Warehouse	1,300,000
	Operations Valley Bureau (OVb) Facility Package	1,179,000
	Public Safety Facilities - Animal Services	500,000
	Public Safety Facilities - Fire	730,000
	Public Safety Facilities - Police	730,000
	Public Safety Facilities - Police Administration Building	280,000
	77th Street Regional Jail Section Sprinkler Replacement	545,622
	Subtotal:	9,855,372
RECREATION AND CULTURAL FACILITIES	Capital Program - El Pueblo	200,000
	Capital Program - Zoo	250,000
	Engine Company 23 Junior Arts Center	450,000
	Hansen Dam Revitalization	1,000,000

CTIEP – Municipal Facilities

RECREATION AND CULTURAL FACILITIES (cont.)	Hollywood Recreation Center Phase II - Modern Gymnasium	2,000,000
	Jamie Beth Slavin Park	500,000
	Jesse Owen Mini Park Improvements	500,000
	Old Arlington (Washington Irving) Library	940,000
	Reseda Roller Skating Rink and Ice Skating Facility	1,000,000
	Runyon Canyon Restroom	150,000
	Sepulveda Basin Master Plan	1,000,000
	Sepulveda Recreation Center Improvements	4,000,000
	Slauson Connect Incubator and Cultural Center	800,000
	Studio City Recreation Center - New Gymnasium	7,000,000
	Sylmar Senior Center	1,500,000
	Tujunga Wash Greenbelt Park	350,000
	Various Recreation Parks Facilities	3,100,000
	Verdugo Hills Pool and Bathhouse	700,000
	Vision Theatre Equipment	1,300,000
	Warner Grand Theatre	10,000,000
Subtotal:		36,740,000
SEISMIC AND BRIDGE IMPROVEMENT/ YARDS AND SHOPS	Asphalt Plant No. I (Phase II) 25th and Harriet Site Improvements	1,200,000
	Bridge Improvement Program (BIP) - Program Contingency	1,000,000
	Capital Program - Bureau of Street Services	750,000
	New Seventh Street Body Shop (Phase II)	2,400,000
	North Marianna Design	3,000,000
	Sixth Street Viaduct - Park, Arts, River and Connectivity Improvements (PARC)	1,000,000
	Sixth Street Viaduct Replacement Project - Supplemental Construction Funding	39,000,000
	Southeast (Main Street) Yard Fire Damaged Buildings Demolition and Reconstruction	300,000
	Yards and Shops - Capital Equipment	500,000
	Yards and Shops Facilities - Needs Assessment	2,000,000
Subtotal:		51,150,000
OTHER	Manchester Urban Homes Green Alley	2,300,000
	One Percent for the Arts	668,569
Subtotal:		2,968,569
LA CONVENTION CENTER	LACC Fire Pump Controls Upgrade	135,000
	LACC Generator Controls Upgrade	150,000
	LACC Gilbert Lindsey Plaza Demolition and Resurfacing	2,000,000
	LACC HVAC Boiler Pump Motor Replacement	130,000
	LACC Waterproofing Upgrades Phase II	4,000,000
Subtotal:		6,415,000
TOTAL MUNICIPAL FACILITIES CAPITAL AND TECHNOLOGY IMPROVEMENT EXPENDITURE PROGRAM		\$ 135,855,941

CAPITAL AND TECHNOLOGY IMPROVEMENT EXPENDITURE PROGRAM

BASIS FOR THE PROPOSED BUDGET

PHYSICAL PLANT

The 2021-22 Proposed Budget for the Physical Plant Capital and Technology Improvement Expenditure Program (CTIEP) relates to current year funding as follows:

	General Fund		Special Funds		Total		Prop O*
2020-21 Adopted Budget	\$	1,164,000	\$	30,824,287	\$	31,988,287	\$ 50,000,000
2021-22 Proposed Budget	\$	33,079,866	\$	50,429,035	\$	83,508,901	\$ 25,000,000
Change from 2020-21 Budget	\$	31,915,866	\$	19,604,748	\$	51,520,614	\$ (\$25,000,000)
Percent Change		2,741.9%		63.6%		161.1%	(50%)
*Prop O funding amount is provided for informational purposes only.							

The Proposed Budget for the Physical Plant CTIEP focuses on projects that will promote public safety by repairing streets and sidewalks, resolve flooding issues, and provide for clean water.

BUDGET HIGHLIGHTS

The Physical Plant CTIEP includes funding for:

- Three flood control projects and 11 water quality projects required by the Clean Water Act under the City Enhanced Watershed Management Program Funds totaling \$23.62 million from the General Fund (\$3.00 million), Measure W Local Return Fund (\$13.55 million), and the Road Maintenance and Rehabilitation Program Special (SB1) Fund (\$7.07 million);
- Street-related improvements totaling \$50.11 million from the General Fund (\$29.63 million), Special Gas Tax Improvement Fund (\$0.20 million), SB1 Fund (\$19.90 million), and Measure M Local Return Fund (\$0.38 million); and,
- Street lighting projects, including lighting at pedestrian crosswalks as part of the Vision Zero pedestrian safety program, totaling \$9.78 million from the General Fund (\$0.45 million), Special Gas Tax Improvement Fund (\$0.25 million), SB1 Fund (\$7.98 million), and Measure M Local Return Fund (\$1.10 million).

	2020-21 Adopted Budget	2021-22 Proposed Budget
STORMWATER PROJECTS		
In 2021-22, funds are provided from the General Fund (\$3,000,000), Measure W Local Return Fund (\$13,548,180), and SB1 Fund (\$7,069,234) for three flood control projects and 11 water quality improvement projects.	\$ 10,480,897	\$ 23,617,414
Total – Stormwater Projects	<u>\$ 10,480,897</u>	<u>\$ 23,617,414</u>
STREET PROJECTS		
Street Repair and Pedestrian Improvement	\$ 19,507,390	\$ 49,611,487
In 2021-22, funds are provided from the General Fund (\$29,529,866), Special Gas Tax Improvement Fund (\$200,000), SB1 Fund (\$19,501,621), and Measure M Local Return Fund (\$380,000) for public safety street improvements, hillside stabilization projects, pedestrian safety projects, and the reconstruction of streets that are extensively deteriorated.		
Contingencies	\$ 500,000	\$ 500,000
Funds are provided from the General Fund (\$100,000) and the SB1 Fund (\$400,000) for eligible Physical Plant projects. The City Administrative Officer may approve transfers from the Contingencies Account to any project previously approved by the Mayor and Council within the CTIEP.		
Total – Street Projects	<u>\$ 20,007,390</u>	<u>\$ 50,111,487</u>
STREET LIGHTING PROJECTS		
In 2021-22, funds are provided from the General Fund (\$450,000), Special Gas Tax Improvement Fund (\$250,000), SB1 Fund (\$7,975,000), and the Measure M Local Return Fund (\$1,105,000) for general benefit street lighting improvement, for maintenance and replacement of existing general benefit lighting, and for conversion of high voltage lighting system to low voltage system.	\$ 1,500,000	\$ 9,780,000
Total – Street Lighting Projects	<u>\$ 1,500,000</u>	<u>\$ 9,780,000</u>
CAPITAL AND TECHNOLOGY IMPROVEMENT EXPENDITURE PROGRAM – PHYSICAL PLANT	<u><u>\$ 31,988,287</u></u>	<u><u>\$ 83,508,901</u></u>

STORMWATER PROJECTS

The capital improvements listed in this section are funded from the General Fund, Measure W Local Return Fund and the SB1 Fund.

CATEGORY*	PROJECT TITLE	ACTIVITY**	2021-22 AMOUNT
WQ	2nd Street/LA River Removal and Reuse Urban Flow System (aka LAR Segment B Urban Runoff Project No. 1 – R2-02)	C	\$ 2,737,951

Funding is provided by the Measure W Local Return Fund for the interception of dry-weather flow from a 13-foot box storm drain along 2nd Street by installing a diversion weir and drop inlet into a low flow diversion structure. The diverted flow will be pumped into an existing 22-inch sanitary sewer main in Alameda Street.

FC	Beverlywood Street Storm Drain	C	\$ 512,000
-----------	---------------------------------------	----------	-------------------

Funding is provided by the SB1 Fund for the construction of 450 linear feet of 24-inch diameter storm drain, maintenance holes, catch basins, junction structures, and laterals along Beverlywood Street, from Holt Ave. and Corning Street. This project will alleviate flooding and improve safety of vehicle and pedestrian traffic.

FC	Branford Street - Arleta Ave. to Pacoima Wash	C	\$ 4,975,000
-----------	--	----------	---------------------

Funding is provided by the SB1 Fund for the construction of 600 feet of 36-inch storm drain in Branford Street from the outlet at the Pacoima Wash Diversion Channel northeasterly to Arleta Ave. This project will alleviate frequent flooding of the road and will improve safety of vehicle and pedestrian traffic by preventing the accumulation of water.

FC	Collier Winnetka Storm Drain	C	\$ 1,582,234
-----------	-------------------------------------	----------	---------------------

Funding is provided by the SB1 Fund for the construction of 300 linear feet of 48-inch storm drain, catch basins, maintenance holes, laterals, and associated improvements at Collier and Winnetka. This project will alleviate frequent flooding of the road and will improve safety of vehicle and pedestrian traffic by preventing the accumulation of water.

WQ	Haynes Green Street	D	\$ 250,000
-----------	----------------------------	----------	-------------------

Funding is provided by the Measure W Local Return Fund for the construction of a low flow diversion structure with pump to divert dry weather flow to the sewer and the installation of green elements at a vacant lot adjacent in a residential area.

WQ	Herman Dog Park Stormwater Enhancement (aka Arroyo Seco Urban Runoff Project No. 2 - AS-21)	C	\$ 2,162,311
-----------	--	----------	---------------------

Funding is provided by the Measure W Local Return Fund for the interception of dry-weather flow from a storm drain in a 200 acre drainage area at Avenue 59 at Via Marisol to be pumped into an existing sewer main located in Via Marisol east of the 110 freeway.

WQ	La Cienega Green Street	D	\$ 250,000
-----------	--------------------------------	----------	-------------------

Funding is provided by the Measure W Local Return Fund for the installation of stormwater capture, permeable features and community enhancements to capture and infiltrate stormwater runoff along a 0.45-mile stretch of La Cienega Blvd.

* "FC" indicates Flood Control; "SL" indicates Street Lighting; "M" indicates Miscellaneous (e.g. soundwalls & bulkheads); "WQ" indicates Water Quality.

** "PP" indicates preliminary study. "D" indicates design. "C" indicates construction work. "R/W" indicates land or building acquisition.

STORMWATER PROJECTS (continued)

CATEGORY*	PROJECT TITLE	ACTIVITY**	2021-22 AMOUNT
WQ	LA River Low Flow Diversions (Compton Creek)	D	\$ 298,180

Funding is provided by the Measure W Local Return Fund for the installation of a low flow diversion structure to convey dry weather flow to the sewer and nearby Hyperion Water Reclamation Plant.

WQ	Mission and Jesse Green Parking Lot	D	\$ 250,000
-----------	--	----------	-------------------

Funding is provided by the Measure W Local Return Fund for the installation of a vegetated swale, storage tank with recirculation pump and onsite irrigation system, and tree planting to collect, treat, and use stormwater runoff for landscape irrigation at the South Mission and Jesse Roundabout Project and adjacent Air Treatment Facility low flow diversion structure to convey dry-weather flow to the sewer and nearby Hyperion Water Reclamation Plant.

WQ	Mission Rd/LAR Removal/Reuse Urban Flow System (LA River Segment B Urban Runoff Project No. 3 – R2-G)	C	\$ 2,897,166
-----------	--	----------	---------------------

Funding is provided by the Measure W Local Return Fund for the interception of dry-weather flow from two parallel storm drains in Elliot Street by installing a diversion weir and drop inlet into a low flow diversion. The diverted flow will be pumped into an existing 27-inch sanitary sewer located at the intersection of the 101 freeway and Mission Road.

WQ	Palmetto Street/LAR Removal/Reuse Urban Flow System (aka LAR Segment B Urban Runoff Project No. 2 – R2-J)	C	\$ 2,701,761
-----------	--	----------	---------------------

Funding is provided by the Measure W Local Return Fund for the interception of dry-weather flow from two perpendicular storm drains in Palmetto Street and Santa Fe Ave. by installing diversion weirs and drop inlets into a low flow diversion. The diverted flow will be pumped into an existing sanitary sewer located at the intersection of Santa Fe Ave. and Palmetto Street.

WQ	Reseda Ave. Green Street	D	\$ 250,000
-----------	---------------------------------	----------	-------------------

Funding is provided by the Measure W Local Return Fund for the installation of stormwater best management practices, including interlocking pavers for vehicular alleys, street intercepts with aggregate filters, passive parkway irrigation, storage system, trees, and landscaping to capture, treat, and use dry-weather and wet-weather runoff.

WQ	Sycamore Grove Park Stormwater Enhancement (aka Arroyo Seco Urban Runoff Project No. 1 – AS-15)	C	\$ 1,750,811
-----------	--	----------	---------------------

Funding is provided by the Measure W Local Return Fund for the interception of dry-weather flow from a 200 acre drainage area at Sycamore Grove Park to be pumped into an existing 42-inch sanitary sewer main nearby.

WQ	Tujunga Canyon Green Streets Project	C	\$ 3,000,000
-----------	---	----------	---------------------

Funding is provided for the installation of permeable concrete sidewalks, bioswale island, infiltration planters, street trees, and double drywell systems to capture, treat and use dry weather and wet weather runoff.

Subtotal Stormwater Projects	<u>\$ 23,617,414</u>
-------------------------------------	-----------------------------

* "FC" indicates Flood Control; "SL" indicates Street Lighting; "M" indicates Miscellaneous (e.g. soundwalls & bulkheads); "WQ" indicates Water Quality.

** "PP" indicates preliminary study. "D" indicates design. "C" indicates construction work. "R/W" indicates land or building acquisition.

STREET PROJECTS

The capital improvements listed in this section are funded from the General Fund, Special Gas Tax Improvement Fund, SB1 Fund, and Measure M Local Return Fund.

CATEGORY*	PROJECT TITLE	ACTIVITY**	2021-22 AMOUNT
M	2nd Street Tunnel Rehabilitation	D	\$ 600,000

Funding is provided by the SB1 Fund for the design of the construction document, removal of the existing tiles, and replacement of the existing drainage system to ensure safety of traffic within the tunnel.

M	2nd Street Tunnel Safety Maintenance and Cleaning	C	\$ 65,900
----------	--	----------	------------------

Funding is provided by the SB1 Fund to maintain various safety mechanisms within the tunnel.

M	3rd Street Tunnel Safety Maintenance and Cleaning	C	\$ 70,400
----------	--	----------	------------------

Funding is provided by the SB1 Fund to maintain various safety mechanisms within the tunnel.

M	Alley Paving	C	\$ 1,000,000
----------	---------------------	----------	---------------------

Funding is provided for paving alleys across the City. The following six projects shall be provided priority from the allotment: 1) Alley – West of Barring Cross Street between 88th and 90th Street; 2) Alley – South of 93rd Street from Wall to Alley East of Main St.; 3) Alley – South of 85th Street between Cimarron and Van Ness; 4) Alley – Concordia Walk between Gramercy and Ruthelen; 5) Alley – West of Crenshaw from Vernon to 48th Street; and, 6) Alley – East of Overhill Dr. between 62nd Street and 63rd Street.

M	Argo Drain Sub-Basin Project – Mitigation Credit Purchase	C	\$ 29,025
----------	--	----------	------------------

Funding is provided to purchase a mitigation credit to comply with a permit issued by Los Angeles Regional Water Quality Control Board to mitigate 0.06 acres of habitat that was disturbed by the Argo Drain Sub-Basin Project.

M	Balboa Widening at Devonshire Street	C	\$ 330,000
----------	---	----------	-------------------

Funding is provided by the Measure M Local Return Fund to widen the east side of Balboa Blvd. for approximately 0.1 mile south of the intersection of Balboa Blvd. and Devonshire Street and reduce the existing sidewalk on the east side of Balboa by 3 feet. Improvements include the construction of asphalt concrete pavement, concrete curb and gutter, concrete sidewalks, curb ramps, driveways, stormdrains, and street repair.

M	Bridge and Tunnel Maintenance Program	C	\$ 358,000
----------	--	----------	-------------------

Funding is provided by the SB1 Fund for maintenance of City bridges and tunnels as identified by the City and California Department of Transportation bridge inspectors.

M	Contingency for Construction	C	\$ 500,000
----------	-------------------------------------	----------	-------------------

Funding is provided by the General Fund (\$100,000) and the SB1 Fund (\$400,000) for unanticipated shortfalls and other capital needs during the fiscal year.

* "FC" indicates Flood Control; "SL" indicates Street Lighting; "M" indicates Miscellaneous (e.g. soundwalls & bulkheads); "WQ" indicates Water Quality.

** "PP" indicates preliminary study. "D" indicates design. "C" indicates construction work. "R/W" indicates land or building acquisition.

STREET PROJECTS (continued)

CATEGORY*	PROJECT TITLE	ACTIVITY**	2021-22 AMOUNT
M	Cross Ave. (645) Bulkhead	C	\$ 338,000
Funding is provided by the SB1 Fund to install a new steel pile and concrete lagging bulkhead to restore lateral support and safety to the roadway.			
M	Curb Ramps with Signal Construction and Other Citywide Curb Ramp Projects	C	\$ 8,000,000
Funding is provided to install curb ramps Citywide. One of the projects that shall be funded from this allotment is the Laurel Canyon/Wicks Street/ADA Ramp Project.			
M	Dirt Mulholland	C	\$ 1,312,000
Funding is provided for a pilot project on an unpaved stretch of Mulholland, between Saltillo Road and Trinidad Road. The project is to test a new technology that secures the road without formally paving it to address muddy conditions and ruts that occur after rain events.			
M	Erosion Control for Hillside Damage	C	\$ 200,000
Funding is provided by the Special Gas Tax Improvement Fund for emergency erosion control mitigation measures to protect streets and the public right-of-way from critical damage and/or closure as a result of the impact of fire and flood damage, as needed.			
M	Glencoe Way (2013 N) Bulkhead	C	\$ 1,004,000
Funding is provided by the SB1 Fund to install a new steel pile and concrete lagging bulkhead to restore lateral support and safety to the roadway.			
M	Hollywood Walk of Fame	C	\$ 2,600,000
Funding is provided to renovate Hollywood Blvd. from La Brea to Gower and Vine Street from Sunset Blvd. to Yucca Street. This allocation shall be used both to front-fund existing grant awards and for work within the existing project scope.			
M	Hubbard/Dronfield Sidewalk Improvement	C	\$ 620,000
Funding is provided to install sidewalk improvements and curb ramps along the south side of Hubbard Street from Dronfield Ave. to Foothill Blvd., and to install sidewalk at 13755 Hubbard Street, on the north side to create an accessible path of travel to Foothill Blvd. for the senior housing located on the north side of Hubbard.			
M	Kinney Street between Crestmore Place and Paseo Drive	C	\$ 836,000
Funding is provided the SB1 Fund to construct retaining walls and install street improvements, including regrading the street and installing a new curb and gutter to make this hillside street a minimum of 20-foot wide and make the turn smoother for vehicles and fire trucks.			
M	Lassen Street and Owensmouth	C	\$ 103,474
Funding is provided by the SB1 Fund to design and reconstruct approximately 110 linear feet of existing cross gutter to standard, including bringing two non-standard curb ramps to current standards conditions to ensure public safety.			

* "FC" indicates Flood Control; "SL" indicates Street Lighting; "M" indicates Miscellaneous (e.g. soundwalls & bulkheads); "WQ" indicates Water Quality.

** "PP" indicates preliminary study. "D" indicates design. "C" indicates construction work. "R/W" indicates land or building acquisition.

STREET PROJECTS (continued)

CATEGORY*	PROJECT TITLE	ACTIVITY**	2021-22 AMOUNT
M	Live Oak Drive (2374) Bulkhead	C	\$ 300,000

Funding is provided the SB1 Fund to install a new steel pile and concrete lagging bulkhead to restore lateral support and safety to the roadway.

M	Los Angeles River Way – San Fernando Valley Completion Project (Vanalden to Balboa)	C	\$ 50,000
----------	--	----------	------------------

Funding is provided by the Measure M Local Return Fund for the bid and award process. The project will construct a bike and pedestrian path along the LA River from Vanalden to Balboa.

M	Maclay Street Reconfiguration	C	\$ 1,700,000
----------	--------------------------------------	----------	---------------------

Funding is provided for roadway improvements, including concrete improvements, right-of-way acquisition, utility relocation, and signal/signage/stripping work along Maclay Street, north of the I-210 freeway.

M	Martin Luther King Boulevard Median Landscape Plan	C	\$ 2,000,000
----------	---	----------	---------------------

Funding is provided for improvements along Martin Luther King Blvd., on the east side of the I-110 freeway to connect to the improvements around Exposition Park. Improvements include sidewalk and median tree planting, pedestrian-level lighting, sidewalk and curb ramp upgrades/repairs, new landscaped medians and other elements such as gateway monuments and custom bike racks.

M	Median Island Maintenance	C	\$ 1,000,000
----------	----------------------------------	----------	---------------------

Funding is provided for the maintenance of median islands Citywide.

M	National Blvd. and Clarington Street	C	\$ 785,371
----------	---	----------	-------------------

Funding is provided by the SB1 Fund to construct sidewalk on the north side of National Blvd. This will join the existing sidewalk on both ends and provide safe and ADA compliant pedestrian route from the station to the surrounding residential neighborhood. The scope of work includes a 145 square foot of right-of-way take from one parcel.

M	Pacific View Drive (7297-7300) Bulkhead Replacement	C	\$ 1,437,000
----------	--	----------	---------------------

Funding is provided by the SB1 Fund to remove and replace deteriorating portions of a timber retaining wall with new steel beam and concrete bulkheads at two locations in order to restore lateral support and safety to the roadway and to keep debris out of the street.

* "FC" indicates Flood Control; "SL" indicates Street Lighting; "M" indicates Miscellaneous (e.g. soundwalls & bulkheads); "WQ" indicates Water Quality.

** "PP" indicates preliminary study. "D" indicates design. "C" indicates construction work. "R/W" indicates land or building acquisition.

STREET PROJECTS (continued)

CATEGORY*	PROJECT TITLE	ACTIVITY**	2021-22 AMOUNT
M	Pedestrian Lights and Safety Improvements Including Flashing Beacons, Crosswalks, Speed Feedback Signs, and Other Projects	C	\$ 5,000,000

Funding is provided for the implementation of pedestrian lights and safety improvement projects, including flashing beacons, crosswalks, speed feedback signs, and other projects Citywide. The following 13 projects shall be given priority from the funding allotment: 1) Ben Ave. and Victory Blvd. Pedestrian Hybrid Beacons/High-Intensity Activated Crosswalk (PHB/HAWK) – New Crosswalk; 2) Burbank Blvd. and Saint Clair Ave. PHB/HAWK – Existing Crosswalk; 3) Califa Street and Vineland Ave. PHB/HAWK - Existing Crosswalk; 4) Lankershim Blvd. and Valley Spring Lane PHB/HAWK – Existing Crosswalk; 5) Laurel Canyon Blvd. and Valerio Street PHB/HAWK – New Crosswalk; 6) Magnolia Blvd. and Wilkinson Ave. Pedestrian Activated Yellow Flashing Beacons (PAYFB) – Existing Crosswalk; 7) Beverly Blvd. Traffic Speed Digital Sign; 8) Lankershim Blvd./Neenach Street Crosswalk/Pedestrian Beacon; 9) Hybrid Crosswalk at Arminta and Lankershim intersection; 10) Glenoaks Blvd. Crosswalk/Sidewalk; 11) Foothill Blvd. Hybrid Beacon Crosswalk/Sidewalk Improvement; 12) Elysian Valley Pedestrian Crosswalk Improvements; and, 13) East Hollywood Pedestrian Safety Project.

M	Pedestrian Tunnel Closure at 52nd and Hoover and 60th and Figueroa	C	\$ 500,000
----------	---	----------	-------------------

Funding is provided for the closure of the pedestrian tunnels to ensure public safety.

M	Pedestrian Tunnel Closure at W. 111 Street and S. Figueroa Street	C	\$ 265,000
----------	--	----------	-------------------

Funding is provided for the closure of the pedestrian tunnel to ensure public safety.

M	Reservoir Street (1921 W.) Bulkhead Replacement	C	\$ 911,000
----------	--	----------	-------------------

Funding is provided by the SB1 Fund to replace an existing failing timber bulkhead with a new steel pile and concrete lagging bulkhead to restore lateral support and safety to the roadway.

M	Safety Related Drainage Projects	C	\$ 388,000
----------	---	----------	-------------------

Funding is provided by the SB1 Fund to correct drainage problems in City streets primarily caused by aged and worn gutters, cross-gutters, and curbs.

M	Sepulveda Blvd. (LAX) Tunnel Safety Maintenance and Cleaning	C	\$ 294,500
----------	---	----------	-------------------

Funding is provided by the SB1 Fund to maintain various safety mechanisms within the tunnel.

M	Sherman Way Tunnel Safety Maintenance	C	\$ 115,700
----------	--	----------	-------------------

Funding is provided by the SB1 Fund to maintain various safety mechanisms within the tunnel.

M	Slauson Ave. Improvements from Crenshaw Blvd. to Western	C	\$ 2,000,000
----------	---	----------	---------------------

Funding is provided by the SB1 Fund for street improvements, including reconstructing failing asphalt concrete pavement, improving curb and gutter, improving non-ADA compliant curb ramps and sidewalks, implementing a bike lane and improving the surface drainage.

* "FC" indicates Flood Control; "SL" indicates Street Lighting; "M" indicates Miscellaneous (e.g. soundwalls & bulkheads); "WQ" indicates Water Quality.

** "PP" indicates preliminary study. "D" indicates design. "C" indicates construction work. "R/W" indicates land or building acquisition.

STREET PROJECTS (continued)

CATEGORY*	PROJECT TITLE	ACTIVITY**	2021-22 AMOUNT
M	Speed Humps	C	\$ 1,000,000
Funding is provided to install speed humps across the City.			
M	Sunset Blvd. Phase 2 – Coronado Terrace to Waterloo Street	C	\$ 3,489,000
Funding is provided by the SB1 Fund to install a shotcrete and soil nail wall to mitigate the over-steepened slope, and drainage. This project will secure the slope from rockfall and erosion to ensure pedestrian and vehicular safety.			
M	Sunset Blvd. Phase 3 – Coronado Terrace to Waterloo Street	C	\$ 5,097,000
Funding is provided by the SB1 Fund to install a shotcrete and soil nail wall to mitigate the over-steepened slope, and drainage. This project will secure the slope from rockfall and erosion to ensure pedestrian and vehicular safety			
M	Sunset Blvd. Phase 4 – Coronado Terrace to Waterloo Street	D	\$ 372,000
Funding is provided by the SB1 Fund to install a shotcrete and soil nail wall to mitigate the over-steepened slope, and drainage. This project will secure the slope from rockfall and erosion to ensure pedestrian and vehicular safety			
M	Tonopah Street Tunnel Under the I-5 and I-170 Freeways	C	\$ 130,000
Funding is provided for the closure of the pedestrian tunnel at Tonopah Street under the I-5 and SR-170 freeways to abate the public safety issues occurring at this site. The Tonopah Street Pedestrian tunnel is under the Caltrans jurisdiction. The scope of work includes installing a locked wrought iron fence at each entrance.			
M	Ventura Canyon/Strathern Street Improvement	C	\$ 1,631,000
Funding is provided to design and construct the Strathern Street to local street level with 60 foot right of way, 36 foot roadway and 12 foot sidewalk, including installing new street lights, street trees, landscaping, and any additional improvements.			
M	Verde Street (2401) Remedial Slope Mitigation	C	\$ 1,396,000
Funding is provided by the General Fund (\$1,128,841) and the SB1 Fund (\$267,159) to install a new steel pile and concrete lagging bulkhead to provide lateral support to the roadway.			
M	Victory Blvd. Street Reengineering	C	\$ 1,500,000
Funding is provided for improvements along Victory Blvd.			
M	Wade Street (3640)	D	\$ 105,000
Funding is provided for design to correct the water flow on Wade Street in Mar Vista where water is pooling daily in the street in front of multiple properties in both dry and wet weather.			

* "FC" indicates Flood Control; "SL" indicates Street Lighting; "M" indicates Miscellaneous (e.g. soundwalls & bulkheads); "WQ" indicates Water Quality.

** "PP" indicates preliminary study. "D" indicates design. "C" indicates construction work. "R/W" indicates land or building acquisition.

STREET PROJECTS (continued)

CATEGORY*	PROJECT TITLE	ACTIVITY**	2021-22 AMOUNT
M	Wonderland Ave. and Crescent Drive	D	\$ 669,117

Funding is provided by the SB1 Fund to widen the roadway to 20-foot minimum drivable path with adjacent space for guard rails, curb and gutter, and asphalt berm. The project will also require approximately 520-foot of varying height bulkhead, full reconstruction of a 35-foot segment of road due to pavement failure, and additional right-of-way acquisition or street easement.

Subtotal Street Projects	<u>\$ 50,111,487</u>
---------------------------------	-----------------------------

* "FC" indicates Flood Control; "SL" indicates Street Lighting; "M" indicates Miscellaneous (e.g. soundwalls & bulkheads); "WQ" indicates Water Quality.

** "PP" indicates preliminary study. "D" indicates design. "C" indicates construction work. "R/W" indicates land or building acquisition.

STREET LIGHTING PROJECTS

The capital improvements listed in this section are funded from the General Fund, Special Gas Tax Improvement Fund, SB1 Road Maintenance and Rehabilitation Fund, and Measure M Local Return Fund.

CATEGORY*	PROJECT TITLE	ACTIVITY**	2021-22 AMOUNT
SL	Architectural Lighting Maintenance	C	\$ 50,000

Funding is provided to repair or replace architectural lighting for bridges, statues, trees, walls underpasses, medians, and other sites Citywide.

SL	Bikeway General Benefit Maintenance	C	\$ 150,000
-----------	--	----------	-------------------

Funding is provided by the Special Gas Tax Improvement Fund for bikeway lighting maintenance, including replacement of copper wire due to theft.

SL	Bridge and Tunnel Lighting Maintenance	C	\$ 100,000
-----------	---	----------	-------------------

Funding is provided by the Special Gas Tax Improvement Fund for the maintenance and operation of bridge and tunnel lighting within the City.

SL	Intersection Improvement Unit 16 STM/STP Vision Zero Improvements	C	\$ 480,000
-----------	--	----------	-------------------

Funding is provided by the Measure M Local Return Fund to upgrade or replace existing street lighting equipment (may include traffic equipment) at intersections. Work includes installation of new conduit, wires and luminaires.

SL	High Voltage Conversion Program - Materials	C	\$ 1,280,000
-----------	--	----------	---------------------

Funding is provided by the SB1 Fund for materials for the conversion of 800 series high voltage lighting units to low voltage LED, including circuit breakers as part of the Accelerated High Voltage Conversion Program to lower voltage.

SL	Olympic Blvd. from Lake Street to Western Ave. CIP/STP	C	\$ 3,500,000
-----------	---	----------	---------------------

Funding is provided by the SB1 Fund to convert the existing high voltage series street lighting system to a low voltage system, including refurbishing existing poles and installing new conduit, wires, and energy efficient LED lighting).

SL	Security Lighting Unit 21	C	\$ 495,000
-----------	----------------------------------	----------	-------------------

Funding is provided by the SB1 Fund to install modern pedestrian lighting systems at select bus stop locations to meet lighting standards for pedestrian traffic.

SL	Stairway and Walkway Lighting Unit 18 CIP/STP	C	\$ 400,000
-----------	--	----------	-------------------

Funding is provided to upgrade or install new pedestrian lighting on stairways and walkways, including tunnels and underpasses.

SL	Street Lighting at Existing Pedestrian Crosswalks – Vision Zero	C	\$ 500,000
-----------	--	----------	-------------------

Funding is provided by the Measure M Local Return Fund to install new street lighting at intersections in conjunction with new signal and signal modification projects.

* "FC" indicates Flood Control; "SL" indicates Street Lighting; "M" indicates Miscellaneous (e.g. soundwalls & bulkheads); "WQ" indicates Water Quality.

** "PP" indicates preliminary study. "D" indicates design. "C" indicates construction work. "R/W" indicates land or building acquisition.

STREET LIGHTING PROJECTS (continued)

CATEGORY*	PROJECT TITLE	ACTIVITY**	2021-22 AMOUNT
SL	Street Lighting Improvements on DOT New and Modified Signals	C	\$ 125,000

Funding is provided by the Measure M Local Return Fund to install new street lighting to intersections in conjunction with Department of Transportation New Signal Modification projects.

SL	Wilshire Blvd. from Grand Ave. to Hoover Street CIP/STP	C	\$ 2,700,000
-----------	--	----------	---------------------

Funding is provided by the SB1 Fund to convert the existing high voltage series street lighting system to a low voltage system, refurbish existing poles, and install new conduit, wires, and energy efficient LED lighting.

Subtotal Street Lighting Projects			<u>\$ 9,780,000</u>
--	--	--	----------------------------

* "FC" indicates Flood Control; "SL" indicates Street Lighting; "M" indicates Miscellaneous (e.g. soundwalls & bulkheads); "WQ" indicates Water Quality.

** "PP" indicates preliminary study. "D" indicates design. "C" indicates construction work. "R/W" indicates land or building acquisition.

CAPITAL AND TECHNOLOGY IMPROVEMENT EXPENDITURE PROGRAM

BASIS FOR THE PROPOSED BUDGET

TECHNOLOGY

The 2021-22 Proposed Budget for the Technology Capital and Technology Improvement Expenditure Program (CTIEP) is as follows:

	General Fund	Special Funds	Total Budget	MICLA	Total Program
2021-22 Proposed Budget*	\$ 40,615,046	\$ 2,757,460	\$ 43,372,506	\$ 3,634,158	\$ 47,006,664
*2021-22 represents the first year technology infrastructure projects are included in the annual CTIEP, and therefore no prior year budget amounts are available.					

On May 3, 2020, the City Council and Mayor adopted a revision to the City's Financial Policies, which added technology infrastructure as a component of the City's Capital and Technology Improvement Policy, formerly the Capital Improvement Policy (C.F. 19-1353). The 2021-22 Proposed Budget represents the first year technology infrastructure is incorporated and budgeted within the CTIEP. Unlike Municipal Facilities, Physical Plant, and Clean Water projects, which are budgeted centrally, technology projects are budgeted within the individual department that administers the project and are summarized herein.

To be included within the Technology CTIEP a technology project must represent a significant investment in technology infrastructure, including major technology systems. Unlike the other components of the CTIEP, which represent physical and tangible infrastructure such as sewer systems, buildings, and streets, technology infrastructure is not necessarily physical. Physical technology projects such as the replacement or installation of radio towers, network equipment, and fiber optic infrastructure are included in the Technology CTIEP. Technology CTIEP projects can also include the upgrade, replacement, or new implementation of systems such as the Human Resources and Payroll (HRP) System, for which significant investments are in software or cloud-hosted applications that do not always have a physical component. Typically, a technology project must have a total estimated cost of \$1 million to be included in the Technology CTIEP unless the project is determined to have a significant Citywide impact. Expenditures for routine maintenance and the replacement of personal computer equipment are not eligible for inclusion in the Technology CTIEP.

Significant technology projects budgeted in the 2021-22 CTIEP include:

- Funding of \$5 million for Citywide digital inclusion initiatives;
- Funding of \$3.3 million for the replacement of all 36 nodes that comprise the City's fiber optic network;
- Funding of \$15.2 million for the third and final year of implementation of the HRP, which will replace the City's 20-year-old current payroll application, PaySR, and provide significant enhancements in human resources and payroll processing;
- Funding of \$4.3 million for infrastructure upgrades of radio towers that support Police and Fire radio communications, including 9-1-1 dispatch; and,
- Funding of \$3.1 million, which represents the second year of funding for the estimated total \$15.1 million project, for the upgrade of the Fire Department's radio system and replacement of all of the dispatch consoles at the primary and backup dispatch centers.

All items are funded by the General Fund unless otherwise noted in the descriptions on the following pages.

**2021-22
Proposed
Budget**

TECHNOLOGY CTIEP PROJECTS

Office of Finance - LATAX Cloud Migration and Technology Enhancements Migration of LATAX, the City's business tax and permit system, to the cloud and other technology enhancements, which include collection services and customer care.	\$ 1,000,000
General City Purposes (GCP) – Digital Inclusion Addressing the digital divide by improving connectivity (improving low- and no-cost internet access for residents through programs including Get Connected LA), increasing accessibility to devices (through programs including OurCycleLA and Tech to Go), coordinating with telecommunications and private sector companies, and increasing digital literacy of residents and businesses.	5,000,000
GCP – Open Data and Digital Services Deployment, creation, or maintenance of open data platforms and digital services that enable efficiencies, openness, and participation.	1,250,000
Information Technology Agency (ITA) – Citywide Fiber Optic Network Replacement Replacement of all 36 nodes that comprise the Citywide fiber optic network. Various critical City applications are entirely dependent on this fiber network, including the Police and Fire department dispatch systems, Police body camera and in-car video systems, and internet access for City facilities.	3,283,981
ITA and UB – HRP Project Implementation of the Citywide, centralized human resources and payroll solution that will replace the 20-year-old PaySR payroll application. Funding is provided by the General Fund (\$13,235,635), of which \$2.1 million is anticipated to be reimbursed by the proprietary departments, and various special funds (\$1,957,460). A portion of these funds (\$1.0 million) budgeted for contingency are included within the Unappropriated Balance (UB).	15,193,095
ITA – LAPD and LAFD Radio Infrastructure Repairs Infrastructure upgrades at various remote mountaintop microwave, radio, and network sites that support public safety radio communications for the Los Angeles Police Department (LAPD) and Los Angeles Fire Department (LAFD), including 9-1-1 dispatch. Upgrades include replacement or repair of radio towers, replacement or repair to shelters (buildings) which house the telecommunications equipment, upgrades to electrical capacity including new or replacement generators, and new or upgraded HVAC systems. Partial funding is provided by MICLA (\$534,158).	4,300,000
ITA – Obsolete Network Equipment Replacement Replacement of obsolete network routers and switches that are part of the network infrastructure that provides internet access and supports the operations of various City departments.	2,000,000
ITA and UB – Regional Procurement Portal Implementation of a new Regional Procurement Portal that will replace the City's current Business Assistance Virtual Network procurement system and provide an enhanced procurement experience for City staff and contractors. A portion of these funds (\$600,000) designated for repayment of an outstanding Public Works Trust Fund loan are included within the UB.	1,299,000

**2021-22
Proposed
Budget****TECHNOLOGY CTIEP PROJECTS, CONTINUED****ITA and LAFD – LAFD Voice Radio System Upgrade**

\$ 3,100,000

Upgrade of the Fire Department radio system and replacement of all of the dispatch consoles at the primary and backup dispatch centers. Funding is provided by MICLA.

LAPD – Communication System Maintenance

2,699,055

Maintenance of the hardware and software supporting the Land Mobile Radio Voice Radio System, 9-1-1 call recording system, and 9-1-1 telephony infrastructure to comply with Federal Communications Commission rules for integrating text to 9-1-1 functions and State rules for integrating enhanced mapping for 9-1-1 location accuracy.

Public Works, Bureau of Sanitation – Watershed Protection Information Management System

800,000

Replacement of the current system that manages the Watershed Protection Illicit Discharge Elimination and Homeless Encampment Programs. The system is used by engineers, inspectors, and clerical staff for managing municipal separate storm sewer system (MS4) permitting, reporting, and monitoring requirements for commercial businesses throughout the City. In addition, the system is integrated with the MyLA311 application and Customer Call Center for hazardous illegal dumping and illegal discharge. Funding is provided by the Stormwater Pollution Abatement Fund, as a special purpose fund appropriation within the account entitled “NPDES/MS4 Permit Compliance.”

Public Works, Bureau of Street Lighting – Asset Management System

1,000,000

Development of an updated Asset Management System for the effective management of the street lighting system, incident tracking, and deployment of field operations for construction and maintenance.

Public Works, Bureau of Street Services – Asset Management and Advanced Planning System

2,481,533

Development of an asset management system to collect street asset information for use in the planning, prioritization, management, and execution of street projects.

Transportation – Curb Asset Management System

1,600,000

Development of a curb asset management system and integration with other systems that detect use and activities performed at curb zones.

UB – Zoo WiFi and Data Network Expansion

2,000,000

Deployment of WiFi to all of the Zoo buildings and outdoor areas to provide access for employees for increased productivity and visitors for an enhanced Zoo experience.

TOTAL TECHNOLOGY **\$ 47,006,664**

CAPITAL AND TECHNOLOGY IMPROVEMENT EXPENDITURE PROGRAM

THIS PAGE INTENTIONALLY LEFT BLANK

EMERGENCY OPERATIONS FUND

BASIS FOR THE PROPOSED BUDGET

The 2021-22 Proposed Budget for the Emergency Operations Fund (EOF) relates to the current year funding as follows:

	Amount	% Change
2020-21 Adopted Budget	\$ 773,068	
2021-22 Proposed Budget	\$ 908,967	
Change from 2020-21 Budget	\$ 135,899	18%

The 2021-22 Proposed EOF Budget provides funding for specialized expense and equipment items for the City. This budget provides specific resources to assist the member departments of the Emergency Operations Organization to prepare for, respond to, mitigate, and recover from local emergencies such as terrorist attacks, earthquakes, fires, and other disasters.

Annual funding for the EOF supports the costs of supplies, software licenses, technical equipment, emergency preparedness training and exercises, public outreach, and maintenance and support of audio and video systems in the Emergency Operations Center (EOC). Funds in the EOF are expended by the General Manager of the Emergency Management Department, subject to the approval of the Chief of Police, who acts as the Chairperson of the Emergency Operations Board.

Appropriations	2020-21 Adopted Budget	2021-22 Proposed Budget
Printing and Binding – Includes funding for publication of print materials for community events.	\$ 15,000	\$ 15,000
Contractual Services – Includes funding for the EOC audio/video maintenance and other annual contracted services.	742,868	842,967
Office and Administrative – Includes funding for EOC software upgrades, plotter printer replacements, supplies, and meals.	15,200	51,000
TOTAL APPROPRIATIONS	<u>\$ 773,068</u>	<u>\$ 908,967</u>

THIS PAGE INTENTIONALLY LEFT BLANK

ETHICS COMMISSION

PUBLIC MATCHING CAMPAIGN FUNDS TRUST FUND

BASIS FOR THE PROPOSED BUDGET

The 2021-22 Proposed Budget for the Public Matching Campaign Funds Trust Fund (the Trust Fund) relates to current year funding as follows:

	Amount	% Change
2020-21 Adopted Budget	\$ 3,431,848	
2021-22 Proposed Budget	\$ 3,464,617	
Change from 2020-21 Budget	\$ 32,769	0.95%

Charter section 471(c)(1) requires an annual General Fund appropriation to the Trust Fund equal to the current value of \$2 million in 1991 dollars. The current value is determined using the Consumer Price Index (CPI) for all consumer items other than housing for the metropolitan statistical area of Los Angeles-Long Beach-Anaheim, CA. The annual appropriation must be adjusted each year to reflect changes in the CPI since 1991. The required appropriation amount for 2021-22 is \$3,464,617.

Charter section 471(c)(1) provides that the City Council, by two-thirds vote, may reduce or withhold the Trust Fund's annual appropriation if all of the following occur: (1) the City Council declares a fiscal emergency by resolution for that fiscal year; (2) the Trust Fund balance is at least \$8 million in 1991 dollars adjusted for CPI; and (3) the City Council has considered the Ethics Commission's analysis on projected costs and public funding needs for the next four years. For 2021-22, \$8 million in 1991 dollars adjusted for CPI is \$13,858,466.

Charter section 471(c)(2) provides that City Council, by two-thirds vote, may temporarily transfer money from the Trust Fund to meet other obligations if all of the following occur: (1) the City Council declares a fiscal emergency by resolution for that fiscal year; (2) the City Council has considered the Ethics Commission's analysis on projected costs and public funding needs for the next four years; and (3) the transferred funds are limited to funds that exceed a minimum balance of \$8 million in 1991 dollars adjusted for CPI. The transferred funds must be reimbursed to the Trust Fund upon the earlier of the date the Ethics Commission determines that the funds are needed or the end of the next fiscal year.

The Ethics Commission projects total payouts of \$9.1 million in 2021-22 for the 2022 June primary elections for three Citywide and eight odd-numbered city council seats races. The Trust Fund balance is expected to be approximately \$20.8 million on June 30, 2021.

2021-22 Minimum Fund Balance required to reduce or withhold annual appropriation:	\$13,858,466
Estimated balance on June 30, 2021:	20,817,385
Required appropriation for 2021-22:	<u>3,464,617</u>
Estimated balance on July 1, 2021:	\$24,282,002

THIS PAGE INTENTIONALLY LEFT BLANK

GENERAL CITY PURPOSES

BASIS FOR THE PROPOSED BUDGET

The 2021-22 Proposed Budget for General City Purposes (GCP) relates to current year funding as follows:

	Amount	% Change
2020-21 Adopted Budget	\$ 178,516,675	
2021-22 Proposed Budget	\$ 481,752,675	
Change from 2020-21 Budget	\$ 303,236,000	169.9%

The GCP provides funding for the costs of special services or purposes not readily chargeable to a specific department of the City, including items related to the Promotion of the Image of the City, Governmental Services, and Intergovernmental Relations. The contracts and programs included within the GCP will be monitored by various City departments. These monitoring departments and the City Clerk are responsible for drafting appropriate contracts (subject to the approval of the City Attorney) and presenting them to the contractors for execution. These departments also handle contract compliance and payment request approvals. At the conclusion of every contract, the monitoring departments perform initial and final contract close-out reviews. In addition to contract monitoring, the City Clerk's Office is responsible for assuring Citywide consistency in the GCP Program.

PROMOTION OF THE IMAGE OF THE CITY

Financial support for advertising the merits of the City in connection with such events as conventions, parades, official visits of foreign dignitaries, or any other special events or projects that would either create tourism in the City or result in favorable advertising or publicity of the merits of the City.

<u>Program Changes</u>	<u>2020-21 Adopted Budget</u>	<u>Change From 2020-21 Budget</u>	<u>2021-22 Proposed Budget</u>
------------------------	-----------------------------------	---------------------------------------	------------------------------------

Other Changes or Adjustments

Administered by: **City Clerk**

- | | | | |
|--|-----------|----------|-----------|
| <p>1. Council District Community Services. This allocation enables each Council office to fund services that directly benefit the public within the Council District including community clean-up and graffiti removal services. Council offices also provide funds for community events, community programs, and non-profit organizations.</p> | 1,418,000 | - | 1,418,000 |
| <p>2. Official Visits of Dignitaries. Funds are to be expended by the City Clerk as authorized and directed by the Mayor and the President of the City Council. Funding is increased as a restoration of the 2020-21 reduction taken as a result of the COVID-19 pandemic.</p> | \$ 16,200 | \$ 1,800 | \$ 18,000 |

2020-21 Program Budget	\$ 1,434,200
Changes in Program Level	\$ 1,800
PROPOSED 2021-22 PROGRAM BUDGET	\$ 1,436,000

GOVERNMENTAL SERVICES PROGRAM

Governmental services required for legislative, economic, or governmental needs not specifically allocated to particular operating departments. These diverse services include, but are not limited to, official notices, recording fees, legislative, economic, or governmental purposes, and governmental meetings.

<u>Program Changes</u>	<u>2020-21 Adopted Budget</u>	<u>Change From 2020-21 Budget</u>	<u>2021-22 Proposed Budget</u>
Non-discretionary Changes			
Administered by: Controller			
3. Medicare Contributions. Funds are provided for the City's contribution to the hospital insurance portion of the Federal Insurance Contributions Act tax. Congress mandated participation of all state and local employees hired on or after April 1, 1986 in the Medicare system. Employers and employees are required to make matching contributions of 1.45 percent of gross wage earnings. Funding is decreased to account for a fewer number of Medicare participants in 2021-22 as a result of the Separation Incentive program.	\$ 61,237,688	\$ (4,627,580)	\$ 56,610,108
4. Social Security Contributions. As of July 1, 1991, the City is required to pay the Social Security tax for all part-time employees who are not members of the Los Angeles City Employees Retirement System (LACERS). As an alternative to Social Security for part-time, seasonal, and temporary employees, the Pensions Savings Plan was developed in 1993-94 (C.F. 91-2279) to save the City approximately \$2 million each year as detailed in the Pensions Savings Plan item. Funding is decreased to account for a fewer number of Social Security participants in 2021-22 as a result of the COVID-19 pandemic.	2,308,604	(127,717)	2,180,887
Administered by: Personnel			
5. Pensions Savings Plan. Approximately 4,000 to 5,000 employees participate in the Pensions Savings Plan which complies with the provision of the Federal Omnibus Budget Reconciliation Act requiring employees to be either members of a qualified retirement plan or Social Security. Individuals who become permanent employees, such as police and fire recruits, can transfer the contributed amounts into the City's Deferred Compensation Plan. The Personnel Department and the Deferred Compensation Plan Advisory Committee administer the plan with the assistance of an outside administrator selected through a competitive bid process. The cost of administration comes from investment earnings. Funding is decreased to account for a fewer number of Pensions Savings Plan participants in 2021-22 as a result of the COVID-19 pandemic.	2,716,455	(310,837)	2,405,618

Program Changes	2020-21 Adopted Budget	Change From 2020-21 Budget	2021-22 Proposed Budget
Other Changes or Adjustments			
Administered by: Aging			
6. Aging Programs Various. Funding is provided to the Department of Aging for services related to the Family Caregiver Program, Elder Abuse Prevention Program, and other Older Americans Act support programs.	\$ 192,000	\$ -	\$ 192,000
7. Congregate Meals for Seniors. Funding is provided Citywide for seniors and supplements the Older Americans Act grant funds. Funding is increased as a one-time increase to provide an additional 332,450 meals in 2021-22.	813,615	3,000,000	3,813,615
8. Home-Delivered Meals for Seniors. Funding is provided for home-delivered meals for seniors and supplements Older Americans Act grant funds. These funds will provide approximately 276,045 meals in 2021-22.	2,667,230	-	2,667,230
Administered by: Chief Legislative Analyst			
9. Council Community Projects. One-time funding is provided to fund specific community programs in various Council Districts. The selection of these programs are based on anticipated community outcomes.	3,777,814	1,585,000	5,362,814
10. Neighborhood Service Enhancements. One-time funding is provided for neighborhood investment projects including public works improvements, jobs and community investment programs, city services and programming, cleaning and beautification, and homeless services.	-	30,000,000	30,000,000
Administered by: Chief Legislative Analyst and City Administrative Officer			
11. Clean Streets - Related Costs. The Clean Streets Program addresses illegal dumping, alleyway cleanups, and homeless encampments. Funding for the program is provided directly in the Bureau of Sanitation's operating budget. The General City Purposes funding will reimburse the Solid Waste Resources Revenue Fund for vehicle fuel, vehicle depreciation, and fleet maintenance expenses. Funding is increased to address reimbursement shortfalls in 2018-19 and 2019-20.	1,800,000	6,652,330	8,452,330

Program Changes	2020-21 Adopted Budget	Change From 2020-21 Budget	2021-22 Proposed Budget
12. Justice Fund. Funding is provided for the Los Angeles Justice Fund (LAJF) for non-profit legal representation for undocumented, low-income individuals and families facing removal proceedings.	1,000,000	-	1,000,000
13. Lifeline Reimbursement Program. Funding is provided to reimburse the Solid Waste Resources Revenue Fund (SWRRF) (\$6,100,000), Sewer Construction and Maintenance (SCM) Fund (\$3,800,000) and Multi-Family Bulky Item (MFBI) Fund (\$320,000) for costs attributed to the Solid Waste Fee Lifeline Rate Program and the low-income subsidy for the Sewer Service Charge (SSC). Funding for the SWRRF program reflects a 30 percent subsidy for participating senior citizens aged 62 and over and individuals with disabilities who meet qualifying income levels. The SSC provides an approximate 31 percent discount for low-income customers for the first 900 cubic feet of wastewater discharge. Funding for MFBI Lifeline and Low-Income Program reflects a 31 percent subsidy for low-income residents as well as an exemption to senior citizens and individuals with disabilities who meet qualifying income levels. In consideration of Proposition 218, the City cannot subsidize these programs with revenues from ratepayers. The City must therefore offset costs for these programs from a non-restricted revenue source. Funding is decreased based on actual historical expenditures.	\$ 10,420,000	\$ (200,000)	\$ 10,220,000
14. Solid Waste Fee Reimbursement. Funding is provided to reimburse the Solid Waste Resources Revenue Fund (SWRRF) for costs attributed to solid resources collection and disposal service to other City departments and special events. In consideration of Proposition 218, the City cannot subsidize these costs with revenues from residential ratepayers. The City must, therefore, offset the cost of these activities from a non-SWRRF revenue source. Reimbursements will be processed on a quarterly basis. Funding is increased to maintain service levels and address previous funding shortfalls.	2,400,000	200,000	2,600,000
15. Special Event Fee Subsidy - Citywide. Funds will be used to balance the cost of special events with the need to support community and neighborhood events. Funding is increased as a restoration of the 2020-21 reduction taken as a result of the COVID-19 pandemic.	617,000	200,000	817,000

<u>Program Changes</u>	<u>2020-21 Adopted Budget</u>	<u>Change From 2020-21 Budget</u>	<u>2021-22 Proposed Budget</u>
Administered by: City Clerk			
16. CIRCLE: 24/7 Homelessness Crisis Response Pilot. One-time funding is provided for a one-year pilot to provide 24 hours per day, seven days per week, community-based response to non-violent emergencies involving people experiencing homelessness.	-	3,000,000	3,000,000
17. Annual City Audit/Single Audit. Funding is provided for the annual City audit of receipts and disbursements mandated under Charter Section 362.	\$ 998,190	\$ -	\$ 998,190
18. Central Avenue Jazz Festival. Funding is provided to support the production of the Central Avenue Jazz Festival.	43,000	-	43,000
19. City/County Native American Indian Commission – City Share of Funding. This Commission consists of 15 members – five appointed by the City, five by the County, and five by the Los Angeles Indian Commission. The purpose of the Commission is to promote legislation that enhances the welfare and socioeconomic life of Native Americans. Funding is increased as a restoration of the 2020-21 reduction taken as a result of the COVID-19 pandemic.	42,300	4,700	47,000
20. County Service – Massage Parlor Regulation. The City contracts with the County for massage-technician testing and requested massage-parlor inspections in accordance with the Municipal Code. Funding is increased as a restoration of the 2020-21 reduction taken as a result of the COVID-19 pandemic.	117,000	13,000	130,000
21. embRACE LA. Funding is provided for the embRACE LA program to address human relations issues with regard to race, ethnicity, sexual orientation, diversity, and multiculturalism in Los Angeles.	389,499	-	389,499
22. International Visitors Council of Los Angeles. This non-profit organization sponsors short-term visitors and high-level dignitaries referred by the United States Information Agency to exchange information on various subjects with local residents, benefitting the City, its residents, trade, and commerce, and developing a greater understanding of the American lifestyle and our community. Funding is increased as a restoration of the 2020-21 reduction taken as a result of the COVID-19 pandemic.	36,000	4,000	40,000

Program Changes	2020-21 Adopted Budget	Change From 2020-21 Budget	2021-22 Proposed Budget
23. LA SHARES. LA SHARES is a non-profit organization which takes materials and goods such as donated office supplies, furniture, and equipment and redistributes them to non-profit organizations and schools. Funding is provided by the Citywide Recycling Trust Fund to assist in defraying the costs of transporting these goods.	300,000	-	300,000
24. LACERS/LAFPP Audits. Charter Section 1112 requires the City to conduct an audit of the Los Angeles City Employees' Retirement System (LACERS) and the Los Angeles Fire and Police Pensions System (LAFPP) funds every five years.	-	500,000	500,000
25. Local Agency Formation Commission (LAFCO). The City reimburses the County of Los Angeles (County) for direct costs attributable to four of the 15 LAFCO members who represent the City and for four-fifteenths of the County's expenditures for general LAFCO-related office expenses. Representatives vote on boundaries, annexation, and fees. The County is responsible for all administrative tasks and bills the City for its share. Dues are calculated based on the City's total revenues relative to total revenues for all member cities.	243,916	-	243,916
26. Los Angeles Neighborhood Land Trust. This organization provides technical assistance to community groups in landscape architecture, real estate transactions, outreach and community organization, and fundraising for the creation of open green spaces in urban areas. Funding is increased as a restoration of the 2020-21 reduction taken as a result of the COVID-19 pandemic.	36,450	4,050	40,500
27. Los Angeles Superior Court Teen Court Program. Teen Court provides an alternative to Juvenile Court and functions as an actual court for young people who commit non-serious crimes. Funding is increased as a restoration of the 2020-21 reduction taken as a result of the COVID-19 pandemic.	112,500	12,500	125,000
28. Mobile Laundry Truck. Funding is provided to offer a place for individuals and families experiencing homelessness a place to wash clothes.	67,600	-	67,600
29. North Hollywood Film Festival. Funding is provided to support the production of the North Hollywood Cinefest. Funding is increased as a restoration of the 2020-21 reduction taken as a result of the COVID-19 pandemic.	22,500	2,500	25,000

Program Changes	2020-21 Adopted Budget	Change From 2020-21 Budget	2021-22 Proposed Budget
30. Official Notices. Funding is provided for the publication and ad placement of official notices. Funding is increased as a restoration of the 2020-21 reduction taken as a result of the COVID-19 pandemic.	150,000	125,000	275,000
31. Settlement Adjustment Processing. Funding is provided to continue making monthly payments as part of a settlement agreement entered between the City and a former employee. An increase to this account reflects the annual cost of living adjustment.	\$ 16,177	\$ 162	\$ 16,339
32. Sister Cities of LA. This non-profit organization is a diplomatic platform that seeks to promote cooperation with the City's global partners. Funding is provided to support people to people exchanges and to create trade and economic opportunities. Funding is increased as a restoration of the 2020-21 reduction taken as a result of the COVID-19 pandemic.	72,000	8,000	80,000
33. State Annexation Fees. The fee schedule set by the State Board of Equalization for annexations or detachments is determined on a sliding scale which ranges from \$160 to \$1,170 per transaction based on acreage.	200	-	200
34. World Trade Center Los Angeles. This organization promotes Los Angeles as an attractive destination for business and investment, leveraging foreign direct investment for City initiatives and projects, and provides services and aftercare to increase investment inflow capture and long-term job creation in the City. Funding is increased as a restoration of the 2020-21 reduction taken as a result of the COVID-19 pandemic.	90,000	10,000	100,000
Administered by: City Clerk and Cultural Affairs			
35. Cultural, Art, and City Events. Funding is provided for cultural events and related activities, such as transportation. Funding is provided by the Arts and Cultural Facilities Services Trust Fund to support these activities.	80,000	-	80,000
Administered by: Civil, Human Rights and Equity			
36. LA REPAIR (Reforms for Equity and Public Acknowledgement of Institutional Racism) Innovation Fund. One-time funding is provided for grants to support job creation and organizational support in community intervention, racial healing, justice, and reconciliation work.	-	10,000,000	10,000,000

Program Changes	2020-21 Adopted Budget	Change From 2020-21 Budget	2021-22 Proposed Budget
37. LA REPAIR - Peace and Healing Centers. One-time funding is provided to partner with community and faith organizations to establish safe spaces where youth and adults can dialogue around racial justice and reconciliation while driving civic engagement.	-	2,000,000	2,000,000
Administered by: Convention and Tourism			
38. Marketing for Tourism and Hospitality. One-time funding is provided for a marketing campaign to assist with the recovery of the tourism, hospitality, and restaurant industries.	-	5,000,000	5,000,000
Administered by: Community Investment for Families			
39. Basic Income Guaranteed: L.A. Economic Assistance Pilot (BIG:LEAP). One-time funding is provided for a Citywide Basic Income Guaranteed Pilot Program to provide \$1,000 per month for 2,000 poverty households that are medically and/or economically affected by the COVID-19 pandemic.	-	24,000,000	24,000,000
Administered by: Economic and Workforce Development			
40. Angeleno Corps. One-time funding is provided for a pilot cohort of 300 students to receive stipends to commit to one year of service in three areas: Healthy Equity Corps - Community Based Wellness and Recover; Youth Development Corps - Tutoring, Mentoring, Arts Education; and, Dream Corps - Advocacy/Services to immigrants.	-	5,000,000	5,000,000
41. LA Optimized. One-time funding is provided for a one-on-one assistance program designed to help small minority and women-owned businesses adapt to a marketplace forever altered by the pandemic.	-	2,500,000	2,500,000
42. Restaurant and Small Business Recovery. One-time funding is provided for grants to restaurants (\$15,000,000) and small businesses (\$10,000,000) to assist in recovery and reopening efforts post- COVID-19.	- -	25,000,000	25,000,000
43. Student to Student Success Pilot. One-time funding is provided for training and paying 1,000 low-income high school students to home-tutor younger siblings who have struggled with distance learning and need to accelerate their studies.	- -	3,500,000	3,500,000

Program Changes	2020-21 Adopted Budget	Change From 2020-21 Budget	2021-22 Proposed Budget
<p>44. Youth Employment Program. Funding is provided for the Youth Employment Program, which provides paid summer employment experience for youth between the ages of 14 and 21. Funding is increased to double the number of participants in the program.</p>	2,800,000	2,800,000	5,600,000
Administered by: Housing			
<p>45. Clinica Romero. Funding for Clinica Romero is provided for quality, and affordable health care services that target underserved communities within the Greater Los Angeles area.</p>	100,000	-	100,000
<p>46. Homeless Shelter Program. The Los Angeles County Board of Supervisors and the Mayor and Council of the City of Los Angeles created the Los Angeles Homeless Services Authority (LAHSA). LAHSA coordinates crisis housing, provides critical, basic shelter for individuals and families experiencing homelessness and in need of immediate housing, and provides a point-of-entry into the Los Angeles Continuum of Care (CoC) and the Coordinated Entry System (CES). LAHSA also provides case management, counseling, and housing placement services to participants which allows program sponsors to more effectively address the permanent housing needs of vulnerable individuals and families experiencing homelessness in the City. Funding is included for the Shelter Program, which provides over 800 shelter beds at locations throughout the City from December through March, as well as the City's cash match with the County of Los Angeles to leverage federal grant funds. Funding is decreased to account for 2020-21 savings and a shift of funding to the Unappropriated Balance for contingent expenditures related to Homeless Engagement Teams. See related Unappropriated Balance item.</p>	28,247,646	(6,395,848)	21,851,798
<p>47. Los Angeles Accessory Dwelling Unit (ADU) Accelerator. One-time funding is provided to pair housing insecure low-income older adults with homeowners willing to rent their ADUs for five years. In exchange, homeowners receive benefits such as tenant screening, timely and competitive rent, and landlord support. Tenants pay 30 percent of their income on rent and the City subsidizes the rent. Funding for this program goes towards providing rental subsidies for homeowners to encourage them to participate in this program.</p>	\$ -	\$ 2,600,000	\$ 2,600,000

Program Changes	2020-21 Adopted Budget	Change From 2020-21 Budget	2021-22 Proposed Budget
48. Los Angeles Homeless Count. As required by the U.S. Department of Housing and Urban Development (HUD), local jurisdictions must conduct counts of homeless populations every year. Conducting the homeless count enables the City and County of Los Angeles to compete for and receive annual grant funding for the delivery of homeless services.	750,000	-	750,000
49. Midnight Stroll Transgender Cafe. Funding is provided to provide a safe haven for unsheltered transgender individuals between the hours of 9:00 pm and 7:00 am.	100,000		100,000
50. Operation Healthy Streets. In 2011-12, the Los Angeles County Health Department issued a Notice of Violation to the City regarding an immediate threat to public health due to unsanitary conditions on the City's sidewalks and public areas in the Skid Row area. Since that time, and through Operation Healthy Streets, the City has undertaken efforts to increase outreach and street cleaning and to provide additional services for those experiencing homelessness in the area. Funding is increased for LAHSA to maintain clean-up efforts and services for those experiencing homelessness around Skid Row. Funding is also provided in the Bureau of Sanitation's operating budget for this program.	\$ 6,101,997	\$ 1,099,516	\$ 7,201,513
Administered by: Mayor			
51. Angeleno Connect Program. One-time funding is provided for vendor costs associated with making "Angeleno Account," reloadable, fee-free debit cards and online banking accounts with built-in financial services and financial literacy programs, available to any resident. Cards are linked to unique and secure City identification numbers enabling coordinated City services for the user and an easy way to pay City bills and fees and to receive refunds and disbursements.	-	1,000,000	1,000,000
52. Business Attraction Plan for Olympics. One-time funding is provided to attract international businesses, entrepreneurs, non-profits, and students to the City to create jobs and grow global connectivity post-COVID-19. Funding will be utilized for branding and marketing to tell LA's story around the world and promote the City for foreign investment in the lead up to the 2028 Olympic and Paralympics Games.	-	500,000	500,000
53. City Volunteer Bureau. Funding is provided for staff and expenses for the City Volunteer Bureau to run volunteer-driven efforts including the planning and coordination of Citywide and Neighborhood days of service.	406,009	-	406,009

Program Changes	2020-21 Adopted Budget	Change From 2020-21 Budget	2021-22 Proposed Budget
54. COVID-19 Memorial. One-time funding is provided to establish a memorial for the people of Los Angeles to individually and collectively acknowledge the impact COVID-19 has had on their lives, those they have lost, and the celebration of life. Funds will be used to host workshops and gather ideas from the public and determine impactful memorial projects.	-	250,000	250,000
55. Crisis Response Team. Funding is provided for the administration of the Crisis Response Team (CRT). The CRT program recruits and trains volunteers to provide immediate on-scene crisis intervention, emotional support, and referrals to victims and families involved in a traumatic incident. CRT members support and work alongside law enforcement and other responding agencies.	230,000	-	230,000
56. Equity and Community Well-Being. Funding is provided to support gender equity and other community engagement activities. Additional funding is provided for consulting services to assist departments with gender equity action plans.	250,000	-	250,000
57. Gang Reduction and Youth Development (GRYD) Office. Gang prevention, intervention, and re-entry services focus on the areas most impacted by crime and violence and provide innovative services designed to increase family and neighborhood resilience. Funding is increased as a restoration of the 2020-21 reduction taken as a result of the COVID-19 pandemic and a one-time increase of \$4,045,000 for GRYD Surge Ambassadors, Community Intervention Workers, and an anticipated increase in services. Partial funding (\$25,000) is provided by the Forfeited Assets Trust Fund.	25,553,467	7,045,000	32,598,467
58. Great Streets. The Great Streets Initiative focuses on developing Great Streets that activate the public realm, provide economic revitalization, and support great neighborhoods. The Great Streets program will provide enhanced maintenance, perform tree trimming and cleanups, activate streets through community partnerships, plan and construct placemaking and safety projects, and deliver economic and business development programs.	\$ 160,000	\$ -	\$ 160,000

<u>Program Changes</u>	<u>2020-21 Adopted Budget</u>	<u>Change From 2020-21 Budget</u>	<u>2021-22 Proposed Budget</u>
59. Green Workforce/Sustainability Plan. Funding is provided to oversee the Green Retrofit and Workforce Program. Funding is provided to support monitoring and reporting efforts to ensure that the City's clean energy and energy efficiency programs meet greenhouse gas emissions reduction goals and provide benefits to disadvantaged communities. Funding is partially reimbursed (\$130,000) by the Department of Water and Power.	205,000	-	205,000
60. Homelessness Support. Funding is provided for the Mayor's Office to support initiatives to address homelessness within the City of Los Angeles. This item supports the implementation of the City's Comprehensive Homeless Strategy. Increased funding is provided for the creation of the Office of Citywide Homelessness Initiatives that oversees the development and execution of street-level coordination around homeless encampments, Bridge Housing projects, Skid Row interventions, and affordable/permanent supportive housing production.	860,000	-	860,000
61. Immigration Integration. Funding is provided to focus on the development of programs and partnerships with community organizations to assist with immigration integration throughout the City.	320,000	-	320,000
62. Innovation and Performance Management Unit. Funding is provided for the Innovation and Performance Management Unit to help facilitate and foster improved service delivery Citywide by tracking, evaluating, and communicating progress towards desired results. This Unit also serves as a consultant to City departments for process improvement, evidence-driven analysis and decision making, and empowered management practices.	380,000	-	380,000
63. LA's BEST. Since 1988, LA's BEST has been providing after school programs to children, ages 5 to 12, from Los Angeles' most economically challenged neighborhoods. LA's BEST currently operates in 200 elementary schools serving more than 25,000 students daily with 2,000 after school staff and more than 1,500 volunteers. Funding is provided to partially offset the cost of positions, supplies, bus transportation, and training. One-time funding is increased to serve an additional 2,500 students.	\$ 1,449,777	\$ 1,000,000	\$ 2,449,777

Program Changes	2020-21 Adopted Budget	Change From 2020-21 Budget	2021-22 Proposed Budget
64. Office of International Trade. Funding is provided for the Office of International Trade to facilitate the growth of LA's trade-based economy, encourage direct foreign investment, and engage the Mayor and municipal government in critical international issues that affect the City. The Office of International Trade helps to establish Los Angeles as the premier hub for international trade and affairs. The total program costs are reimbursed by the Departments of Airports and Harbor.	610,000	-	610,000
65. Office of Re-entry. Funding is provided for the Office of Re-entry to improve outcomes for and opportunities available to justice-involved individuals. The Office serves as a resource convener and collaborator for a variety of stakeholders to address the short and long-term needs of the City's justice-involved community members by serving a vital role in policy advocacy, systemic reform, and program architecture and development.	150,000	-	150,000
66. Open Data and Digital Services. Funding is provided to enable the City to contract with vendor(s) for the deployment, creation, or maintenance of open data platforms and digital services that enable efficiencies, openness, and participation. To support these efforts, the City will also staff leadership for technology-driven innovation through data and software.	1,250,000	-	1,250,000
67. Promise Zone. Funding is provided for the Promise Zone Unit that was established in June 2014 to coordinate the activities of the federally-designated Los Angeles Promise Zone. This Unit supports a partnership of more than 50 local organizations creating strategies to address poverty and other conditions that impact the quality of life in the Zone. The Promise Zone is located west of Downtown and generally includes the communities of Westlake, Pico Union, Koreatown, East Hollywood, and Hollywood.	200,000	-	200,000
68. Racial Equity Baseline Study. One-time funding is provided for the completion of data analysis necessary to determine whether there are disparate impacts along the lines of race in City hiring, promotion, and contracting.	-	350,000	350,000
69. Reparations Commission. One-time funding is provided for the formation of an advisory Reparations Commission and to engage an academic partner to advise on the creation of a pilot slavery reparations program for Black Angelenos.	-	500,000	500,000

Program Changes	2020-21 Adopted Budget	Change From 2020-21 Budget	2021-22 Proposed Budget
70. TransLatin@ Coalition. One-time funding is provided to generate a need assessment report to understand the accessibility needs to social supportive services among the Trans, Gender non-conforming, and Intersex (TGI) population(s) in the City of Los Angeles. This report will support City officials to better understand and address the specific needs of TGI Angelenos.	-	50,000	50,000
Administered by: Mayor and Chief Legislative Analyst			
71. Additional Homeless Services. One-time funding is provided for homeless services to fund gaps in the City's effort to address the homeless crisis.	10,000,000	70,000,000	80,000,000
72. Domestic Abuse Response Teams. The Domestic Abuse Response Team (DART) Program uniquely blends domestic violence crisis response with case management to provide effective intervention for victims of domestic violence and their families. Teams consist of police officers, victim advocates, and volunteers who respond to domestic violence incidents and provide intervention services for victims and family members. These enhanced intervention services assist families in recognizing their problems with violence and increase their awareness of potential consequences for perpetrators. Funding is increased on a one-time basis for an anticipated increase in services.	1,754,000	1,000,000	2,754,000
73. Homeless Prevention and Eviction Defense. One-time funding is provided for financial assistance, counseling, and other support services to prevent families and individuals from being evicted or becoming homeless.	-	15,000,000	15,000,000
Administered by: Mayor, Chief Legislative Analyst, and Cultural Affairs			
74. Heritage Month Celebrations and Special Events. Funding is provided for annual celebrations such as African American Heritage Month, Latino Heritage Month, Asian Pacific Islander Month, Jewish Heritage Month, Our Pride, and other important calendar periods that celebrate diversity and culture throughout the City of Los Angeles and to support special events and other outreach efforts. Partial funding (\$240,975) is provided by the Arts and Cultural Facilities Services Trust Fund to support these activities.	440,975	-	440,975

Program Changes	2020-21 Adopted Budget	Change From 2020-21 Budget	2021-22 Proposed Budget
Administered by: Mayor and City Administrative Officer			
75. COVID-19 Emergency Response. One-time funding is provided and will be deposited into the COVID Emergency Fund to implement the City's COVID-19 response and to provide City Departments additional resources to address and respond to the COVID-19 pandemic.	-	75,000,000	75,000,000
Administered by: Police			
76. Alternative Dispatch: Suicide Prevention Pilot. One-time funding is provided for a suicide pilot program with Didi Hersch.	-	460,000	460,000
77. Harbor Jail Telehealth Portal. One-time funding is provided for a pilot program to provide remote health care at the Harbor Jail.	-	250,000	250,000
Administered by: Board of Public Works			
78. City Plants. Funding is provided for the nonprofit City Plants to support initiatives to address tree canopy and tree canopy equity issues within the City of Los Angeles. City Plants will support the City Forest Officer, the creation of the City's Urban Forestry Management Plan, and tree planning Citywide. Partial funding was provided in 2020-21 and the funding increase reflects funding for the entire year.	128,000	22,000	150,000
79. Clean and Green Job Program (Los Angeles Conservation Corps). This program seeks to eradicate graffiti, eliminate litter, and increase greenery, and is administered by the Los Angeles Conservation Corps (LACC). The organization is established as a youth employment and education program and engaged in performing improvements via public works projects. LACC hires high school students to collect trash and recyclables, paint over graffiti and create murals, plant trees, and clean alleyways. Activities also include performing outreach for the use of the Solvents, Automotive, Flammables, Electronics Collection Centers and the Multi-Family Bulky Item Program. Partial funding is provided by the Citywide Recycling Trust Fund (\$100,000), Sewer Construction and Maintenance Fund (\$180,040), Solid Waste Resources Revenue Fund (\$100,000), and Multi-Family Bulky Item Fee Fund (\$200,000).	\$ 1,155,040	\$ -	\$ 1,155,040

Program Changes	2020-21 Adopted Budget	Change From 2020-21 Budget	2021-22 Proposed Budget
80. Expansion of Local Composting Sites. One-time matching funds are provided to expand composting at farmers markets to 15 additional sites across the City targeting communities high in multi-family housing. Benefits include waste reduction, job opportunities, and meeting state mandates (SB 1383) around organics diversion.	-	750,000	750,000
Administered by: Public Works Bureau of Sanitation			
81. Discovery Cube Los Angeles (DCLA). Funding is provided for DCLA, a non-profit organization that focuses its work around the core initiatives of environmental stewardship, early learning, healthy living, and science, technology, engineering, and math (STEM) education. The funds will be used to develop curriculum and provide training for staff at the Bureau of Sanitation (Bureau) Environmental Learning Centers, provide teacher professional development workshops in partnership with the Los Angeles Unified School District, develop educational programs for children to promote interest in career fields within the Bureau and the environmental stewardship industry, host household hazardous waste collection events and environmental fairs to educate adults and children on environmental stewardship, and provide advertising and outreach for Bureau events and initiatives, including Earth Day. Partial funding is provided by the Sewer Construction and Maintenance Fund (\$450,000) and the Solid Waste Resources Revenue Fund (\$450,000).	\$ -	1,800,000	\$ 1,800,000
82. Food Rescue in Food Insecure Communities. One-time funding is provided to support food rescue organizations in low-income communities and to expand their food distribution efforts, including the purchase of cold-storage infrastructure and storage supplies such as containers and crates. Benefits include increasing food security among low-income communities and meeting state mandates (SB 1383) around food rescue and food recovery.	\$ -	1,000,000	\$ 1,000,000
83. Zero Waste Transition Microgrants for Small Restaurants. One-time funding is provided to support small restaurants in low-income communities to begin their transition to zero waste practices, including food waste reduction and reduction in single-use plastics. This will include grants for businesses to transition away from styrofoam and non-recyclable materials and to upgrade kitchens to enable reusable material.	\$ -	1,000,000	\$ 1,000,000

Program Changes	2020-21 Adopted Budget	Change From 2020-21 Budget	2021-22 Proposed Budget
Administered by: Public Works Bureau of Street Lighting			
84. Digital Inclusion. One-time funding is provided to close the digital divide related to improving connectivity (improving low- and no-cost internet access for residents through programs including Get Connected LA), increasing accessibility to devices (through programs including OurCycleLA and Tech to Go), coordination with telecommunications and private sector companies, and increasing digital literacy of residents and businesses.	\$ -	5,000,000	\$ 5,000,000
Administered by: Recreation and Parks and Cultural Affairs			
85. Summer Night Lights (SNL). Funding is provided for the SNL program, which provides extended recreational, cultural, educational, and resource-based programming on designated days between the hours of 7 p.m. to 11 p.m. SNL provides youth and families with a safe recreation space, employment opportunities, expanded programming, and linkages to local services. SNL also provides an important platform for interagency collaboration through a partnership with over 100 local community-based organizations, educational and vocational institutions, and City and County agencies. The funding provided is a restoration of the 2020-21 reduction taken as a result of the COVID-19 pandemic and an anticipated increase in services.	\$ -	4,000,000	4,000,000
2020-21 Program Budget			\$ 176,369,649
Changes in Program Level			\$ 303,135,776
PROPOSED 2021-22 PROGRAM BUDGET			\$ 479,505,425

INTERGOVERNMENTAL RELATIONS PROGRAM

Membership and participation in such recognized governmental oriented organizations as the League of California Cities, the Southern California Association of Governments, and the National League of Cities.

<u>Program Changes</u>	<u>2020-21 Adopted Budget</u>	<u>Change From 2020-21 Budget</u>	<u>2021-22 Proposed Budget</u>
Other Changes or Adjustments			
Administered by: City Clerk			
86. California Contract Cities. This organization assists member cities by advocating and advancing the benefits of the contracting model, protecting local control, embracing public/private partnerships, and providing educational opportunities for its membership. Funding is increased as a restoration of the 2020-21 reduction taken as a result of the COVID-19 pandemic.	\$ 11,250	\$ 1,250	\$ 12,500
87. Independent Cities Association. This organization of California counties and cities works with county governments on behalf of City members on policy and legislative issues that affect municipal governments. Funding is increased as a restoration of the 2020-21 reduction taken as a result of the COVID-19 pandemic.	9,675	1,075	10,750
88. League of California Cities. This association of California cities works to influence policy decisions at all levels of government. Annual dues are based on a city's population. Funding is increased as a restoration of the 2020-21 reduction taken as a result of the COVID-19 pandemic.	104,400	8,600	113,000
89. League of California Cities - County Division. This is the local regional division of the broader State organization. Funding is increased as a restoration of the 2020-21 reduction taken as a result of the COVID-19 pandemic.	1,800	200	2,000
90. National League of Cities. This association of cities works to influence national policy and to build understanding and support for cities and towns. Annual dues are based on a city's population. Funding is increased as a restoration of the 2020-21 reduction taken as a result of the COVID-19 pandemic.	67,500	7,500	75,000

Program Changes	2020-21 Adopted Budget	Change From 2020-21 Budget	2021-22 Proposed Budget
91. San Fernando Valley Council of Governments. This organization's mission is to develop and implement subregional policies and plans that are unique to the greater San Fernando Valley region, which was established through the adoption of a Joint Powers Agreement by the City and County of Los Angeles and the cities of Burbank, Glendale, San Fernando, and Santa Clarita. Funding is increased as a restoration of the 2020-21 reduction taken as a result of the COVID-19 pandemic.	31,500	3,500	35,000
92. Sister Cities International. This association works to foster better international understanding and cooperation through Sister City relationships in other countries. Funding is provided for membership dues. Funding is increased as a restoration of the 2020-21 reduction taken as a result of the COVID-19 pandemic.	\$ 2,250	\$ 250	\$ 2,500
93. South Bay Cities Association. This association works to discuss issues pertinent to South Bay communities. The increased funding reflects the second year of the Association's five-year plan to cover increased organizational costs.	41,580	15,420	57,000
94. Southern California Association of Governments (SCAG). This association's purpose is to study and develop recommendations on regional problems of mutual interest and concern regarding the orderly physical development of the Southern California region. The City's dues are the largest single assessment, which SCAG sets at 20 percent of total dues. Funding is increased as a result of increased membership fees in 2022. Partial funding is provided by the Proposition C Anti-Gridlock Transit Trust Fund (\$30,000), Sewer Construction and Maintenance Fund (\$30,000), and the Solid Waste Resources Revenue Fund (\$30,000).	357,371	51,129	408,500
95. United States Conference of Mayors. Based in Washington, D.C., this organization provides a national forum for mayors on behalf of their cities and represents the mayors on pertinent legislative policies and issues. Funding is increased as a restoration of the 2020-21 reduction taken as a result of the COVID-19 pandemic.	64,800	7,200	72,000

Program Changes	2020-21 Adopted Budget	Change From 2020-21 Budget	2021-22 Proposed Budget
96. Westside Cities Council of Governments. This organization provides a forum for discussion and communication as well as representation advocacy on behalf of the Westside sub-region. Funding is increased as a restoration of the 2020-21 reduction taken as a result of the COVID-19 pandemic.	20,700	2,300	23,000

2020-21 Program Budget	\$	712,826
Changes in Program Level	\$	98,424
PROPOSED 2021-22 PROGRAM BUDGET	\$	811,250

THIS PAGE INTENTIONALLY LEFT BLANK

HUMAN RESOURCES BENEFITS

BASIS FOR THE PROPOSED BUDGET

The 2021-22 Proposed Budget for Human Resources Benefits relates to current year funding as follows:

	Amount	% Change
2020-21 Adopted Budget	\$ 800,593,969	
2021-22 Proposed Budget	\$ 774,377,710	
Change from 2020-21 Budget	\$ (26,216,259)	(3.3%)

The 2021-22 Proposed Budget includes costs for the direct payments, exclusive of personnel and administrative costs, for various human resources benefits provided to City employees. These benefits consist of: (1) payment of all workers' compensation and rehabilitation bills, claims, and awards; (2) payment of subsidies for the City's benefits program which includes health, dental, optical, disability, life insurance, and the Employee Assistance Program; (3) payment of unemployment insurance; and, (4) payment of other benefits as approved by the Mayor and City Council.

CHANGES FROM ADOPTED BUDGET

	2020-21 Adopted Budget	Recommended Change	2021-22 Proposed Budget
Civilian FLEX Program	\$ 312,546,518	\$ (11,984,383)	300,562,135
Contractual Services	27,673,310	(332,700)	27,340,610
Employee Assistance Program Fire	1,838,979	(19,180)	1,819,799
Health and Welfare Program Police	60,897,566	1,592,861	62,490,427
Health and Welfare Program	159,300,749	(1,540,619)	157,760,130
Supplemental Civilian Union Benefits	5,936,847	762	5,937,609
Unemployment Insurance Workers'	2,300,000	3,700,000	6,000,000
Compensation	230,100,000	(17,633,000)	212,467,000
TOTAL COST OF HUMAN RESOURCES BENEFITS	\$ 800,593,969	\$ (26,216,259)	\$ 774,377,710

Human Resources Benefits

Direct Costs

PROGRAM CHANGES	2020-21 Program Level	\$ 800,593,969
1. Civilian FLEX Program. Funding is provided for health, dental, life, and disability insurance benefits. Rates for 2021-22 are projected to increase by 1.0 percent for health benefits and 2.0 percent for dental benefits. An overall decrease in this program reflects the reduction of enrollment during 2020-21. The projected cost assumes a 1.0 percent increase in enrollment.		(11,984,383)
2. Contractual Services. Funding is provided for the Civilian LAwell Benefits Program and Workers' Compensation Third Party Administrators (TPAs) and for workers' compensation claims bill review, utilization review, claims management system, and the Alternative Dispute Resolution Program. Funding is increased for contract rates of the Workers' Compensation TPAs offset by a reduction of one-time costs relating to Human Resources and Payroll System Interface Conversion.		(332,700)
3. Employee Assistance Program. Funding is provided for Employee Assistance Program services for all civilian and sworn employees. An overall decrease in this program reflects the reduction of enrollment during 2020-21. The projected cost assumes a 1.0 percent increase in civilian enrollment, a 1.0 percent increase in Police sworn enrollment, and a 2.5 percent increase in Fire sworn enrollment.		(19,180)
4. Fire Health and Welfare Program. Funding is provided to cover the cost of health, dental, life, and disability insurance benefits for sworn Fire employees. Rates for 2021-22 are projected to vary from no change to increasing by 10.83 percent for health benefits and increasing by 2.0 percent for dental benefits. The projected cost assumes 2.5 percent growth in enrollment.		1,592,861
5. Police Health and Welfare Program. Funding is provided to cover the costs of health, dental, life, and disability insurance benefits for sworn Police employees. Rates for 2021-22 will vary from decreasing by 5.0 percent to increasing by 2.65 percent for health benefits and increasing by 2.0 percent for dental benefits. An overall decrease in this program reflects the reduction of enrollment during 2020-21. The projected cost assumes 1.0 percent growth in enrollment.		(1,540,619)
6. Supplemental Civilian Union Benefits. Funding is provided to cover the cost of union-sponsored benefit plans, negotiated in Memoranda of Understanding (MOUs), that are supplemental to the City's health benefits. Funding is increased pursuant to approved MOUs between the City and employee labor organizations. The projected cost assumes an increase of 1.0 percent in civilian enrollment.		762
7. Unemployment Insurance. Funding is provided to pay State-mandated unemployment insurance costs for current and former employees (full-time and part-time) who have separated from City service or had their wages reduced. Funding is increased to reflect costs for continuing claims initiated in 2020-21.		3,700,000
8. Workers' Compensation. Funding is provided to cover the cost of workers' compensation benefits and rehabilitation bills, claims, and awards (\$200.5 million) and the fee that the State of California assesses to self-insured employers (\$12.0 million). Funding is decreased to reflect projected expenditures including reduced impacts of COVID-19.		(17,633,000)
TOTAL CHANGES		\$ (26,216,259)

	Amount
2020-21 Program Budget	\$ 800,593,969
Changes	\$ (26,216,259)
PROPOSED 2021-22 PROGRAM BUDGET	\$ 774,377,710

WORKERS' COMPENSATION

SUPPLEMENTAL INFORMATION

The Personnel Department administers the City's Workers' Compensation Program which covers all City employees, excluding the Department of Water and Power. This page provides information on the City's workers' compensation expenditures by City department over the prior five fiscal years from 2015-16 to 2019-20.

WORKERS' COMPENSATION EXPENDITURES BY DEPARTMENT							
(in millions)							
DEPARTMENT	2015-16	2016-17	2017-18	2018-19	2019-20	TOTAL	PERCENT OF TOTAL
Fire-Sworn	\$51.7	\$52.3	\$55.8	\$51.3	\$59.1	\$270.2	21.6%
General Services	4.9	4.7	4.7	4.6	4.8	23.7	1.9%
Police-Civilian	10.1	10.5	10.4	11.2	9.6	51.8	4.1%
Police-Sworn	104.8	115.5	127.8	134.7	151.6	634.4	50.8%
Public Works-Sanitation	8.3	8.8	9.9	10.0	9.6	46.6	3.7%
Recreation and Parks	6.2	5.8	6.1	6.4	5.5	30.0	2.4%
Transportation	6.0	7.3	6.4	6.6	6.9	33.2	2.7%
Proprietary	14.6	14.5	14.6	16.4	16.8	76.9	6.1%
All Other	15.5	15.8	16.9	17.6	17.9	83.7	6.7%
TOTAL	\$222.1	\$235.2	\$252.6	\$258.8	\$281.8	\$1,250.5	100.0%

Workers' compensation expenditures include payments made from the Human Resources Benefits Fund, Workers' Compensation Account, for benefits and rehabilitation bills, claims, and awards and salary continuation, also known as injury on duty (IOD) payments, made from a department's Salaries, General or Salaries, Sworn account for employees on workers' compensation leave. The six City departments identified comprise approximately 87 percent of all workers' compensation expenditures from 2015-16 to 2019-20. Proprietary departments include Department of Airports, Harbor Department, Fire and Police Pensions, and City Employees' Retirement System. All Other includes all other City departments.

INJURY ON DUTY (IOD) HOURS BY DEPARTMENT							
(in thousands)							
DEPARTMENT	2015-16	2016-17	2017-18	2018-19	2019-20	TOTAL	PERCENT OF TOTAL
Fire-Sworn	453.7	453.6	472.5	378.4	508.0	2,266.2	25.4%
General Services	31.1	34.9	33.8	39.7	36.2	175.7	2.0%
Police-Civilian	68.0	75.8	67.3	84.7	65.8	361.6	4.1%
Police-Sworn	599.8	682.3	780.6	770.0	894.1	3,726.8	41.8%
Public Works-Sanitation	93.2	89.6	110.2	107.2	98.8	499.0	5.6%
Recreation and Parks	52.2	64.0	49.0	54.9	51.8	271.9	3.1%
Transportation	58.3	75.2	57.7	56.0	58.3	305.5	3.4%
Proprietary	136.8	121.5	137.9	149.1	148.9	694.2	7.8%
All Other	109.7	87.7	124.1	141.8	143.6	606.9	6.8%
TOTAL	1,602.8	1,684.6	1,833.1	1,781.8	2,005.5	8,907.8	100.0%

IOD hours represent the number of hours not worked by City employees on workers' compensation leave. Over five years, City employees incurred an average of about 1.8 million IOD hours per fiscal year, which is equivalent to an average of 857 full-time employees absent from work per fiscal year.

THIS PAGE INTENTIONALLY LEFT BLANK

LIABILITY CLAIMS

BASIS FOR THE PROPOSED BUDGET

The 2021-22 Proposed Budget for Liability Claims relates to current year funding as follows:

	Amount	% Change
2020-21 Adopted Budget	\$ 87,922,072	
2021-22 Proposed Budget*	\$ 87,370,072	
Change from 2020-21 Budget	\$ (552,000)	(0.01%)

*The 2021-22 Proposed Budget also sets aside an additional allocation of \$20.00 million in the Unappropriated Balance, Liability Claims line item, for a total of \$107.37 million in 2021-22.

The 2021-22 Proposed Budget provides funding for the payment or settlement of claims brought against the City. The Los Angeles Administrative Code authorizes the Mayor to delegate authority to the City Attorney to settle claims and pay judgments against the City in an amount not to exceed \$50,000; an additional \$50,000 (up to \$100,000) is subject to the concurrence of the Claims Board. The City Council, with concurrence of the Mayor, must approve claims or judgments over \$100,000.

The 2021-22 Proposed Budget includes funding in the amount of \$87,370,072 for the Liability Claims Account. Of this amount, \$80,000,000 is from the General Fund, \$2,000,000 is from the Solid Waste Resources Revenue Fund, and \$5,370,072 is from the Sewer Operations and Maintenance Fund. In 2020-21, funding in the amount of \$87,922,072 for liability payouts was appropriated in two accounts and assigned to specific payout accounts to track expenditures. The funding reduction by \$552,000 in 2021-22 reflects the transfer of oversight of *Independent Living Center of Southern California, et al. v. City of Los Angeles, et al.* matters to the Housing and Community Investment Department.

The 2020-21 Estimated Expenditure amounts include approved payouts and potential payouts for matters still pending. Adjustments to the Budget may be necessary during the year as cases reach the trial stage and judgments or settlements are determined.

Account Name	2019-20 Actual Expenditures	2020-21 Adopted Budget	2020-21 Estimated Expenditures	2021-22 Proposed Budget
Fire Liability Payouts	\$ 1,769,464	\$ -	\$ 190,000	\$ -
General Services Liability Payouts	574,500	-	-	-
Police Liability Payouts	33,452,523	-	20,651,000	-
Public Works, Engineering Liability Payouts	6,336,619	-	800,000	-
Public Works, Sanitation Liability Payouts*	23,535,015	7,370,072	3,646,000	7,370,072
Public Works, Street Services Liability Payouts	16,965,203	-	5,944,000	-
Recreation and Parks Liability Payouts	725,000	-	2,250,000	-
Transportation Liability Payouts	12,456,458	-	7,895,000	-
Miscellaneous Liability Payouts	31,039,522	80,552,000	25,672,000	80,000,000
Total**	\$ 126,854,304	\$ 87,922,072	\$ 67,048,000	\$ 87,370,072

* Special fund payouts paid/to be paid directly by the Bureau of Sanitation special funds (Solid Waste Resources Revenue Fund and Sewer Operations and Maintenance Fund).

** Actual and estimated expenditures may exceed budgeted amounts and include transfers to provide additional allocations to meet funding needs. The 2019-20 Actual Expenditures include a transfer from the Unappropriated Balance, Reserve for Extraordinary Liability, and appropriations for the monitoring fees for *Independent Living Center of Southern California, et al. v. City of Los Angeles, et al.* from 2016-17 and 2017-18.

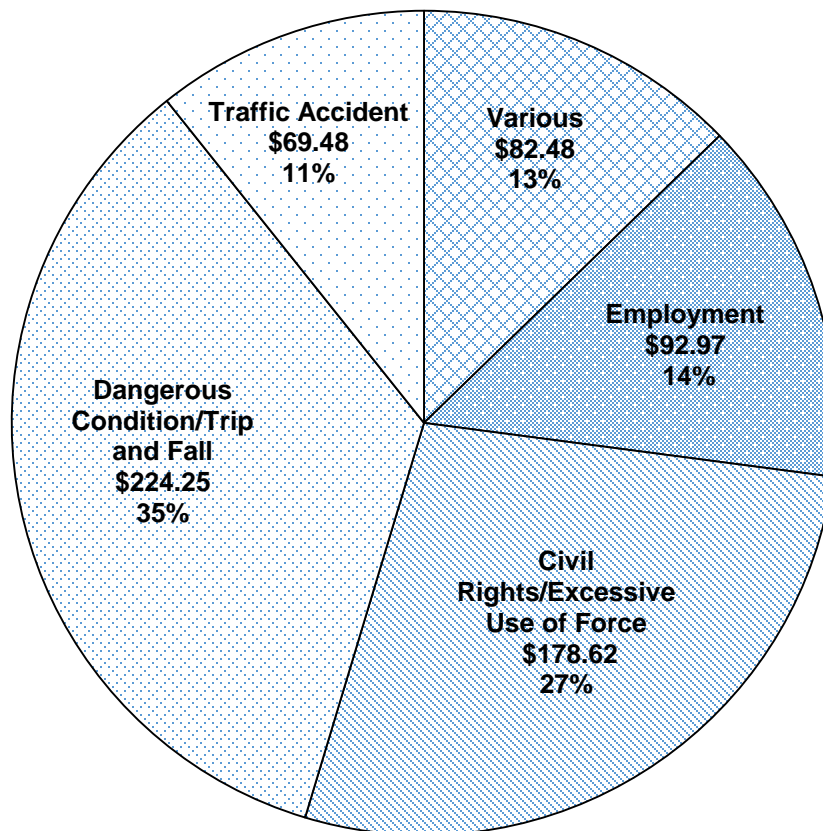
The following table details liability payouts by department for the last five years:

LIABILITY CLAIMS EXPENDITURES BY DEPARTMENT (in millions) 2015-16 to 2019-20*							
Department	2015-16	2016-17	2017-18	2018-19	2019-20	Total	Percent of Total
Fire	\$ 1.31	\$ 3.36	\$ 1.95	\$ 1.05	\$ 1.77	\$ 9.44	1.46%
General Services	0.46	0.40	0.20	0.00	0.57	1.63	0.25%
Police	70.89	45.64	28.66	35.18	33.45	213.82	33.01%
Public Works – Engineering	0.03	0.28	0.41	1.53	6.34	8.59	1.33%
Public Works – Sanitation	1.13	4.95	5.49	4.83	23.53	39.93	6.16%
Public Works – Street Services	6.87	27.63	16.94	18.02	16.97	86.43	13.34%
Recreation and Parks	6.81	2.36	7.67	7.08	0.72	24.64	3.80%
Transportation	20.20	31.42	25.29	21.42	12.46	110.79	17.10%
Various	1.45	85.33	20.51	14.20	31.04	152.53	23.55%
Total	\$109.15	\$201.37	\$107.12	\$103.31	\$126.85	\$ 647.80	100.00%

* Reflects General Fund and some special fund payouts. The only special fund payouts included are those paid directly by the Bureau of Sanitation special funds (Solid Waste Resources Revenue Fund, Sewer Operations and Maintenance Fund, and Stormwater Pollution Abatement Fund).

CITYWIDE GENERAL FUND LIABILITY PAYOUTS BY CATEGORY

Fiscal Years 2015-16 to 2019-20
(in \$ millions; based on five-year totals)



NOTES:

This chart only reflects payments made out of the Citywide Liability Claims accounts; it does not include back wages as these are paid directly by the departments, tax refund payments, payments for workers' compensation cases, and payments made directly by proprietary departments or special funds.

LOS ANGELES CONVENTION CENTER PRIVATE OPERATOR

BASIS FOR THE PROPOSED BUDGET

The 2021-22 Proposed Budget for the Los Angeles Convention Center Private Operator relates to current year funding as follows:

	Amount	% Change
2020-21 Adopted Budget	\$ 29,187,723	
2021-22 Proposed Budget	\$ 19,525,413	
Change from 2020-21 Budget	\$ (9,662,310)	(33.1%)

In 2013-14, the City Council adopted several initiatives to make the Los Angeles Convention Center (LACC) a top-tier convention center, one of which was the implementation of a private management structure. In October 2013, the City executed a five-year agreement with AEG Management LACC, LLC (AEG) for the operation and management of the LACC (Management Agreement). The City and AEG have executed three additional one-year extensions to the original Management Agreement. The City continues to own the facility and the Department of Convention and Tourism Development (CTD) serves in an administrative capacity providing contract oversight.

DETAIL OF REVENUES*

The AEG budget is based on an estimate of all revenues generated by LACC operations for 2021-22. AEG's sources of revenue are categorized as follows:

	Actual 2019-20	Adopted Budget 2020-21	Proposed Budget 2021-22
Space Rent (net of discounts)	\$ 6,047,384	\$ 5,396,610	\$ 4,413,657
Parking	9,474,120	12,340,610	8,338,946
Utility Services	4,510,853	4,700,347	2,359,905
Food and Beverage (net)	4,759,901	4,518,891	1,285,693
Telecommunication Services	1,794,415	1,564,860	1,168,998
Other ¹	1,837,108	1,666,405	1,958,214
Staples Incremental Parking Revenue	(1,000,000)	(1,000,000)	-
Net Revenue	\$ 27,423,781	\$ 29,187,723	\$ 19,525,413

¹Other revenues include advertising, equipment rental, cell towers, audiovisual, event specific billing, and event specific expenses.

As part of the Management Agreement, AEG collects revenue from LACC operations, deposits those funds into a separate off-budget operating account, and expends directly from the account based on a budget approved by the Board of Los Angeles Convention and Tourism Development Commissioners (Board).

EXPENDITURES*

AEG's use of funds are categorized as follows:

	Actual 2019-20	Adopted Budget 2020-21	Proposed Budget 2021-22
City Departmental Expenditures ¹	\$ 2,845,044	\$ 2,072,433	\$ 1,478,857
Alterations and Improvements and Capital Improvement Projects	1,115,097	-	-
Operating Budget for Private Manager	<u>24,027,328</u>	<u>26,375,281</u>	<u>21,141,731</u>
Total Appropriations	\$ 27,987,469	\$ 28,447,714	\$ 22,620,588

¹The City Departmental Expenditures reflects the portion of CTD's budget and related costs funded by LACC revenues, as well as other City expenditures that are reimbursed by LACC revenues.

RESERVE ACCOUNT

In accordance to Section 6.4(b)(i) of the Management Agreement, the Board shall request that the City Council appropriate as part of the CTD Department Budget a sum equal to ten percent of the Approved Annual Operating Budget to fund a Reserve Account. As such, the Board approved a budget request including a Reserve Account as described above, which was submitted on its behalf by the CTD for consideration as part of the 2014-15 Budget process. The 2014-15 Adopted Budget did not appropriate General Fund monies for this purpose. As such, AEG has and will continue to set aside Operating Revenues, when available, to build the Reserve Account.

The purpose of the Reserve Account is to provide funding to be used for unanticipated LACC related expenses or to fund shortfalls caused by lower than expected revenues or higher than expected expenses.

On September 1, 2020 AEG submitted a request to use the Reserve Account. With the ongoing moratorium on large gatherings and events due to the pandemic, the LACC has been unable to host regular events since the month of April 2020, and the resulting loss of economic activity and business has had a significant adverse financial impact on the LACC. Pursuant to Section 6.4(b)(i) of the Management Agreement the Executive Director of CTD authorized the use of the Reserve Account for critical operations of the LACC on September 4, 2020.

Status of LACC Reserve Account Held by AEG

Balance as of July 1, 2020	\$ 12,308,437
2020-21 Estimated Incremental Amount	(6,141,000)
2021-22 Budgeted Incremental Amount	<u>(3,095,175)</u>
Estimated Balance as of June 30, 2022	\$ 3,072,262

*The Reimbursement of General Fund Costs line item was removed from the Detail of Revenues table and is now included in the City Departmental Expenditures line item in the Expenditures table.

LOS ANGELES TOURISM & CONVENTION BOARD

BASIS FOR THE PROPOSED BUDGET

The 2021-22 Proposed Budget for the Los Angeles Tourism & Convention Board (LATCB) relates to current year funding as follows:

	Amount	% Change
2020-21 Adopted Budget	\$ 18,466,000	
2021-22 Proposed Budget	\$ 13,275,000	
Change from 2020-21 Budget	\$ (5,191,000)	(28.11%)

The LATCB budget consists of multiple funding sources including funds from the City, the Los Angeles Tourism Marketing District, Los Angeles World Airports, and private sources. The amounts reflected above represent the City's contribution to the overall LATCB budget, which is equivalent to one fourteenth of the Transient Occupancy Tax (TOT) less costs for City administrative services. The TOT is a 14 percent tax on hotel and short-term rental guests. The City has contracted with LATCB to market Los Angeles as a convention, meeting, and leisure travel destination.

City Appropriation and Trust Fund Retention

The Los Angeles Convention and Visitors Bureau Trust Fund (Trust Fund), from which LATCB is paid, receives an amount equivalent to one fourteenth of the TOT. LATCB is paid 95 percent of this amount in accordance with the Agreement between the City and LATCB. The remaining five percent is retained in the Trust Fund in the event of a shortfall in TOT collections. Nonetheless, LATCB prepares its annual budget based on 100 percent of the TOT allocation. In the event the TOT actual receipts are higher than budgeted, LATCB would be paid the difference the following fiscal year.

The following pages contain projections based on the February 2021 visitation forecast provided by Tourism Economics, the industry's leading source for such data. As the COVID-19 pandemic continues to evolve, LATCB will continue to adjust its sales and marketing strategies, as well as its goals and budget projections, based on updated data.

EXPENDITURES

PROGRAM	Actual Expenditures 2019-20	Estimated Expenditures 2020-21	Proposed Budget 2021-22
Convention and Meeting Sales and Services	\$ 7,226,000	\$ 2,811,000	\$ 4,249,000
Domestic and International Marketing, Global Public Relations, and Media	6,800,000	2,933,000	4,383,000
Business Operations (Finance, Information Technology, Human Resources, and Visitor Information Centers)	4,861,000	1,646,000	3,948,000
Allocation to TOT Reserve Fund, for funding future programming	-	-	695,000
Total Expenditures	<u>\$ 18,887,000</u>	<u>\$ 7,390,000</u>	<u>\$ 13,275,000</u>

PROGRAM INFORMATION

Due to the uncertainty associated with recovery from the pandemic, LATCB will continue to re-evaluate strategies and tactics for each segment of the visitor economy based on actual 2020-21 results to grow visitation, sustain visitor spending, and reduce revenue erosion.

Convention and Meeting Sales and Services - \$4,249,000

The mission of Convention and Meeting Sales and Services is to market Los Angeles as a destination for meetings, conventions, and trade shows. LATCB's sales are segmented between two different target audiences, Los Angeles Convention Center (LACC) users and those seeking meeting space and group room blocks in hotels.

COVID-19 has significantly impacted large citywide groups in 2020-21 who have been forced to cancel conventions due to State and County Public Health mandates that restrict conventions and meetings from being allowed to take place in California or Los Angeles County. These challenging circumstances continue to be closely monitored by the LATCB Sales Team. Together with the City of Los Angeles Department of Convention and Tourism Development (CTD) and the private operator of the LACC, LATCB is encouraging planners to postpone or rebook future dates rather than cancelling, while identifying short-term opportunities and longer-term business.

Additional 2021-22 Sales Priorities will include the following:

1. Increase use of virtual site visits and virtual product promotion to continue sales momentum during the COVID-19 pandemic, particularly for groups booking 12 months out and beyond.
2. Continue to use social channels and digital marketing opportunities to keep customers up to date.
3. Proactively develop sales messaging and digital campaigns that will strengthen and rebuild strong interest in Los Angeles as conventions and meetings disrupted by COVID-19 are gradually allowed to resume.
4. Continue to evolve creative content to highlight Los Angeles' unique qualities to increase visitation.
5. Leverage strategic partnerships to continue to adapt to needs of hybrid and virtual meetings and amplify Los Angeles' value proposition of outdoor venues to identify new business.
6. In collaboration with CTD and the private operator of the LACC, prepare messaging and deployment surrounding the LACC expansion and renovation project as plans evolve.
7. As hotels re-open and are allowed to convene meetings, employ strategies that combine short-term groups with groups that are more immune to economic instability.
8. Continue to work with the Los Angeles Sports & Entertainment Commission (LASEC) to secure signature sporting events.
9. Continue to build a group of expert speakers by partnering with third parties to leverage Los Angeles-based talent as local advocates with clients and planners.

Domestic Marketing - \$3,396,000

Based on Tourism Economics' latest forecast as presented in February 2021, the COVID-19 pandemic is anticipated to have a significant impact on 2021-22 domestic visitation as studies have shown consumer confidence will be based on the availability of vaccines and businesses' continued adherence to COVID-19 protocols. Studies also show that there is growth in pent-up demand and a desire to travel again.

Based on these studies, the LATCB Sales Team has developed a phased-in marketing plan that will expand as recovery evolves based on industry metrics. The first phase will focus on local staycations, followed by drive markets, then fly markets delineated by short haul and long haul. These markets are selected based on projected return on investment.

International Marketing - \$453,000

The international marketplace has been significantly impacted by COVID-19, and is forecasted to take several years to fully recover. Prior to the pandemic, international visitors were Los Angeles' most lucrative audience, outspending their domestic counterparts by a ratio of 2.5 to 1.0. LATCB will continue to closely monitor recovery and traveler sentiment in key international markets and, as recovery progresses, will continue to partner with Brand USA (the country's national tourism marketing organization formed by the Travel Promotion Act) to implement cooperative advertising campaigns in key international markets.

Global Public Relations, Earned and Owned Media - \$534,000

LATCB's Global Communications Team works with travel writers around the world to increase coverage of Los Angeles. LATCB will continue to focus on its goal to deliver millions of unique visitors to LATCB's websites, social media channels, and e-mail databases. In addition, LATCB will continue to place emphasis on leveraging the momentum gained from the innovative programming implemented during the COVID-19 pandemic and determining how best to use immersive technology as a complement to the existing methods of attracting incremental visitors to Los Angeles.

Business Operations (Finance, Technology, Human Resources, and Visitor Centers) - \$3,948,000

This area provides direct support to the operating divisions discussed above and includes administrative, finance and accounting, human resources, payroll, legal, and information technology services. Together, these departments are responsible for maintaining financial controls, operational efficiency, and contract compliance.

This division also oversees operation of LATCB's Visitor Information Centers which were closed last year due to COVID-19 related Stay at Home orders from the State and County.

Allocation to TOT Reserve Fund - \$695,000

This category represents the funding of the TOT Reserve Fund with any actualized excess collections in 2021-22. The allocation will only occur after all other budgeted allocations are funded. The TOT Reserve Fund is stipulated in the Agreement and will be used to fund programming and events in years beyond the current fiscal year.

Total 2021-22 LATCB TOT Budget: \$13,275,000

ADDITIONAL SOURCES AND USES OF FUNDING

Tourism Marketing District - \$15,974,000

LATCB has a long-term service contract with the Los Angeles Tourism Marketing District (LATMD), which was formed in 2011 by hotels with 50 or more guest rooms located in the City. The LATMD assesses 1.5 percent on member-hotel room revenue to generate funding to competitively sell and market these hotels. By contract, use of these funds is solely restricted to sales and marketing activities that provide specific benefit to the LATMD hotels.

Los Angeles World Airports International Marketing Alliance - \$500,000

Use of these funds is restricted by the Federal Aviation Administration solely for the international marketing of the Los Angeles International Airport and are directed by Los Angeles World Airports. These funds cannot be used for any other purposes.

Corporate Partnerships, Advertising Sales and Administrative Services - \$1,460,000

By contract, use of these funds is solely for the benefit and promotion of the sponsors, partners, and/or advertisers.

Membership Program Fees - \$925,000

Revenues derived from the Membership Program are from member dues and restaurants participating in dineLA's semi-annual, two-week culinary event. These funds are used for the benefit of the members and participants.

Visitor Information Centers - \$0

LATCB's Visitor Information Centers (VIC) had produced revenues from ticket sales to various entertainment attractions and theme parks. Current locations include Downtown Los Angeles, Hollywood, San Pedro/L.A. Waterfront, and Union Station. Due to COVID-19, VIC operations have been suspended consistent with State and local Stay at Home orders. Operations are expected to resume, but will be subject to ongoing guidance from health authorities, renewed leases, and availability of financial resources. Due to this uncertainty, LATCB has not budgeted any revenue from these operations for 2021-22.

PRODUCTIVITY GOALS

Productivity goals for 2021-22 are comprised of Convention and Meeting Sales and Services objectives for bookings and leads as shown in the tables below. These productivity goals are subject to recommendations by the Sales Advisory Board and approval by the Board of Directors of LATCB and are based on February 2021 industry data. Currently, conventions and meetings are not allowed to take place in Los Angeles County in alignment with the State's Blueprint for a Safer Economy. Neither the State nor the County have released timelines or guidance for the return of this sector. LATCB will continue to closely monitor the impact of COVID-19 on these targets.

ESTIMATED SALES BOOKINGS FOR 2021-22

Convention Center Events – This activity is expected to yield 225,000 room nights, resulting in \$8.5 million of TOT.

Hotel Corporate Meetings – This activity is expected to yield 194,115 room nights resulting in \$7.4 million of TOT.

ESTIMATED REVENUES FROM SALES BOOKINGS FOR 2021-22¹

	2019-20 Actuals	2020-21 Estimates	2021-22 Goals	2021-22 Estimated TOT
Convention Center Events				
Number	30	17	15	
Room Nights	460,331	243,269	225,000	\$ 8,536,500
 Hotel Corporate Meetings				
Number	662	220	410	
Room Nights	<u>309,811</u>	<u>104,285</u>	<u>194,115</u>	<u>7,364,723</u>
 TOTALS				
Number	692	237	425	
Room Nights	<u>770,142</u>	<u>347,554</u>	<u>419,115</u>	<u>\$ 15,901,223</u>

ESTIMATED SALES LEADS FOR 2021-22

Convention Center Events – This activity is expected to yield 88 sales leads, resulting in approximately \$50.1 million of TOT.

Hotel Corporate Meetings – This activity is expected to yield 1,456 sales leads, resulting in approximately \$26.2 million of TOT.

ESTIMATED REVENUES FROM SALES LEADS FOR FISCAL YEAR 2021-22¹

	2019-20 Actuals	2020-21 Estimates	2021-22 Goals	2021-22 Estimated TOT
Convention Center Events	221	60	88	\$ 50,080,800
 Hotel Corporate Meetings	<u>3,070</u>	<u>780</u>	<u>1,456</u>	<u>26,153,681</u>
 TOTALS	<u>3,291</u>	<u>840</u>	<u>1,544</u>	<u>\$ 76,234,481</u>

Potential Economic Impact

Total direct and indirect/induced economic impact from business sales resulting from events held at the LACC between 2021 and 2034 is projected to be approximately \$3.2 billion as shown in the table below. These sales will support 22,080 full time equivalent (FTE) jobs and generate \$205 million in state and local tax assessments. The following projections assume the eventual recovery of the conventions industry post-pandemic as well as the completion of the proposed LACC Expansion and Modernization Project.

ESTIMATED ECONOMIC IMPACT OF BOOKED CONVENTION CENTER EVENTS FROM 2021 THROUGH 2034²

	Direct	Indirect / Induced	Total
Business Sales	\$ 1,874,133,970	\$ 1,346,396,093	\$ 3,220,530,063
Jobs Supported Annual FTE's	17,027	5,053	22,080
Taxes and Assessments			
State Total	\$ 66,075,127	\$ 35,696,197	\$ 101,771,324
Local Total	\$ 94,909,635	\$ 8,246,196	\$ 103,155,831

Source, DMAI Economic Impact Calculator, March 2021

NOTE

¹ 2021-22 Average Room Nights per Booking Assumptions:

- 15,000 for Convention Center Events
- 473 for Hotel Association and Corporate Meetings
- Average Room Rate: \$271 (2019 CBRE Audit Summary)

Note – Totals may not sum due to rounding. Estimates may need to be adjusted based on the impact of the COVID-19 pandemic.

² These figures do not include the 2022 NFL Super Bowl or 2028 Olympic and Paralympic Games as they are unique, one-time events.

THIS PAGE INTENTIONALLY LEFT BLANK

MEASURE M LOCAL RETURN FUND

BASIS FOR THE PROPOSED BUDGET

The 2021-22 Proposed Budget for Measure M Local Return Fund relates to the current year funding as follows:

	Amount	% Change
2020-21 Adopted Budget	\$ 70,881,489	
2021-22 Proposed Budget	\$ 74,502,439	
Change from 2020-21 Budget	\$ 3,620,950	5.1%

In November 2016, County of Los Angeles voters approved the Los Angeles County Traffic Improvement Plan that imposes an additional one-half cent sales tax, with an increase to one percent on July 1, 2039. The Measure M Local Return Fund (Measure M) may be used to:

- Improve freeway traffic flow, reduce bottlenecks, and ease traffic congestion;
- Expand the rail and rapid transit system, accelerate rail construction and build new rail lines, enhance bus service, and improve system connectivity;
- Repave local streets, repair potholes, synchronize signals, improve neighborhood streets and intersections, and enhance bike and pedestrian connection;
- Keep the transit and highway system safe, earthquake-retrofit bridges, enhance freeway and transit system safety, and keep the transportation system in good working condition;
- Make public transportation more accessible, convenient, and affordable and provide better mobility options for our aging population; and
- Embrace technology and innovation to incorporate modern technology, new advancements, and emerging innovations into the local transportation system.

The City receives an allocation from a 17 percent share of the revenue collected based on the City's percentage share of the County's population. Measure M Funds must be used to augment, not supplant, other City programs.

Measure M also requires the City to provide Metro with three percent of the costs for the Metro Regional Capital Projects within the City limits. Should the City not do so, the County may withhold Local Return Funds for up to 15 years or until the three percent threshold is satisfied. The amount of this obligation was estimated (in 2015 dollars) to be approximately \$490 million over 35 years from 2022 through 2057. To date, Metro has not provided a final obligation amount or schedule to the City.

BUDGET HIGHLIGHTS

- Street and transportation improvements: Funding is provided for street and transportation improvement programs including the City's Capital and Technology Improvement Expenditure Program—Physical Plant, Complete Streets, Concrete Streets, and median island maintenance.
- Safety improvements: Funding is provided to enhance pedestrian and traffic safety through various programs including Vision Zero projects on the City's High Injury Network, traffic signals, traffic safety and education, and the Speed Hump Program.

Measure M Local Return Fund

REVENUES	2020-21 Adopted Budget	2021-22 Proposed Budget
Cash Balance, July 1	\$ 46,472,266	\$ 66,576,340
Less Prior Year Unexpended Appropriations	<u>34,030,410</u>	<u>54,978,719</u>
Balance Available, July 1	12,441,856	11,597,621
Measure M Local Return	54,459,632	57,104,818
General Fund	-	5,000,000
Metro Annual Work Program Reimbursement	3,180,000	-
Interest	800,000	800,000
Total Revenue	<u>\$ 70,881,488</u>	<u>\$ 74,502,439</u>

Measure M Local Return Fund

	2020-21 Adopted Budget	2021-22 Proposed Budget
--	---------------------------	----------------------------

DEPARTMENTAL APPROPRIATIONS

General Services - Funds are provided for materials testing and warehouse services supporting the Complete Streets Program.	\$ 136,956	\$ 163,540
--	------------	------------

Personnel - Funds are provided for human resources support for eligible programs and initiatives coordinated by the Department of Transportation.	82,596	91,201
--	--------	--------

Public Works

Bureau of Contract Administration - Funds are provided to support inspection and contract compliance for street projects including traffic signal construction.	2,023,898	1,306,626
--	-----------	-----------

Bureau of Engineering - Funds are provided for traffic signal and left turn signal project design and for support and administration of the Complete Streets Program.	1,439,998	1,406,963
--	-----------	-----------

Bureau of Street Lighting - Funds are provided for traffic signal design work and street lighting elements of the Complete Streets and Vision Zero programs.	1,036,907	890,952
---	-----------	---------

Bureau of Street Services - Funds are provided to support the Complete Streets Program, for bicycle lane repair and maintenance, and for contractual services funding for median island landscape maintenance.	10,487,806	9,559,747
---	------------	-----------

Transportation - Funds are provided for staffing for the Complete Streets and Vision Zero programs, the Great Streets Initiative, and other Active and Sustainable Transportation initiatives.	9,391,162	8,553,515
---	-----------	-----------

Subtotal Departmental Appropriations	\$ 24,599,323	\$ 21,972,544
---	----------------------	----------------------

SPECIAL PURPOSE FUND APPROPRIATIONS

Alley Paving - Funds are provided for paving alleys across the City.	3,000,000	2,000,000
---	-----------	-----------

Capital and Technology Improvement Expenditure Program (CTIEP) – Physical Plant - Funds are provided for the design and construction of various street and transportation projects.	3,533,825	1,485,000
--	-----------	-----------

Complete Streets - Funds are provided for the completion of six projects that were originally funded in 2017-18. This item was previously titled Street Reconstruction/Vision Zero Projects.	2,400,000	2,400,000
---	-----------	-----------

Concrete Streets - Funds are provided for the reconstruction of concrete streets.	1,000,000	1,000,000
--	-----------	-----------

Median Island Maintenance - Funds are provided for the maintenance of median islands Citywide.	1,000,000	1,000,000
---	-----------	-----------

Open Streets Program - Funds are provided for continued Open Streets events throughout the City.	500,000	500,000
---	---------	---------

Measure M Local Return Fund

	2020-21 Adopted Budget	2021-22 Proposed Budget
Paint and Sign Maintenance - Funds are provided to support the purchase of paint and sign maintenance equipment and supplies for striping and pavement markings for City streets. Funds are also provided in the Proposition C Anti-Gridlock Transit Fund (\$100,000) and Measure R Traffic Relief and Rail Expansion Fund (\$1,800,000).	\$ 1,171,000	\$ 1,571,186
People Streets and Play Streets - Funds are provided to support bicycle- and pedestrian-friendly improvements, including temporary street closures, to support these programs.	-	1,000,000
Speed Hump Program - Funds are provided for the installation of speed humps across the City.	1,900,000	2,000,000
Traffic Signal Supplies – Funds are provided to support the purchase of traffic signal supplies.	-	3,000,000
Traffic Studies - Funds are provided for traffic studies.	400,000	400,000
Traffic Surveys - Funds are provided for traffic surveys.	100,000	100,000
Transportation Technology Strategy - Funds are provided to continue implementation of the Department of Transportation's technology strategy.	625,000	625,000
Universal Basic Mobility - Funds are provided to support a community- and metric-based program to implement transportation solutions to eliminate immobility due to racism or other forms of exclusion. Expenditures may include community engagement, safety projects, microtransit, electric vehicle infrastructure and programs, and bicycle, pedestrian, transit, and other public right-of-way improvements.	-	4,000,000
Vision Zero Corridor Projects - Funds are provided for street safety projects along Vision Zero High Injury Network corridors, including speed feedback sign installation and maintenance and pedestrian refuge island implementation as needed.	3,065,487	7,454,675
Vision Zero Education and Outreach - Funds are provided for Vision Zero safety education, outreach, and project engagement.	1,000,000	1,000,000
Vision Zero Traffic Signals - Funds were provided for Vision Zero traffic signals.	3,241,674	-
Reimbursement of General Fund Costs - Funds are provided to reimburse the General Fund for fringe, central services, and department administration and support.	23,345,179	22,994,034
Subtotal Special Purpose Fund Appropriations	\$ 46,282,165	\$ 52,529,895
TOTAL APPROPRIATIONS	\$ 70,881,488	\$ 74,502,439

MEASURE R

TRAFFIC RELIEF AND RAIL EXPANSION FUNDS

BASIS FOR THE PROPOSED BUDGET

The 2021-22 Proposed Budget for Measure R Traffic Relief and Rail Expansion Funds relates to the current year funding as follows:

	Amount	% Change
2020-21 Adopted Budget	\$ 55,254,750	
2021-22 Proposed Budget	\$ 59,807,247	
Change from 2020-21 Budget	\$ 4,552,497	8.2%

In November 2008, County of Los Angeles voters approved an additional one-half cent sales tax for a period of 30 years to:

- Expand the Los Angeles Metropolitan Transportation Authority (Metro) rail system, including providing a direct airport connection;
- Make local street improvements, such as synchronizing signals, filling potholes, repairing streets, and making neighborhood streets and intersections safer for drivers, bicyclists, and pedestrians in each community;
- Enhance safety and improve the flow of traffic on freeways and highways; and,
- Make public transportation more convenient and affordable (especially for seniors, students, the disabled, and commuters).

The Measure R Traffic Relief and Rail Expansion Funds represents the City's 15 percent share of the revenue collected and is referred to as the Measure R Local Return (Measure R) Fund. The City's Measure R local return share of revenue collected is based on the City's percentage share of the County's population. Measure R funds must be used to augment, not supplant, other City programs. In addition, the City is providing a three percent match to Metro for delivering transit projects within the City limits. While not legally required, this match allows the City to maintain an active partnership with Metro on regional transit projects of significant importance to the City. This match is currently being budgeted within the Proposition A Local Transit Assistance Fund.

BUDGET HIGHLIGHTS

- **Street Improvements:** Funding is provided for street improvement programs including the City's Pavement Preservation Program, Great Streets Initiative, and median island maintenance.
- **Safety Improvements:** Funding is provided to enhance pedestrian and traffic safety through various programs including sidewalk access ramp construction, Vision Zero, and projects on the City's High Injury Network.

Measure R Traffic Relief and Rail Expansion Funds

REVENUE	2020-21 Adopted Budget	2021-22 Proposed Budget
Cash Balance, July 1	\$ 32,922,059	\$ 27,303,272
Less: Prior Year Unexpended Appropriations	<u>26,832,774</u>	<u>18,232,629</u>
Balance Available, July 1	6,089,285	9,070,643
Anticipated Revenue Receipts	48,370,465	50,386,604
Interest	795,000	350,000
Total Revenue	<u>\$ 55,254,750</u>	<u>\$ 59,807,247</u>

Measure R Traffic Relief and Rail Expansion Funds

	2020-21 Adopted Budget	2021-22 Proposed Budget
DEPARTMENTAL APPROPRIATIONS		
General Services - Funds are provided for materials testing support for the City's Pavement Preservation Plan.	\$ 1,827,507	\$ 2,014,209
Personnel - Funds are provided to enhance human resources support for eligible programs and initiatives coordinated by the Department of Transportation.	82,595	91,201
Public Works		
Bureau of Engineering - Funds are provided for hiring hall and surveys for the Great Streets Initiative. Funds are also provided to support the review of design projects along the High Injury Network for Vision Zero and for engineering design and survey work for 20 pedestrian and bus stop refuge islands.	574,694	612,040
Bureau of Street Lighting - Funds are provided for design, coordination and construction engineering for the deployment of various street lighting projects for Vision Zero. This includes pedestrian lighting for 20 bus stop pedestrian islands, support for the mid-block crosswalk program, and support for lighting around the top 50 schools in need.	496,386	485,403
Bureau of Street Services - Funds are provided for the City's Pavement Preservation Program (\$17,093,440) to prevent deterioration in the overall condition of the City street system. Partial funding for the Great Streets Initiative is included in the Pavement Preservation Program amount. Funds are also continued for sidewalk access ramp construction (\$3,389,764). This will accelerate City efforts to ensure that all constituents have equal access to the City's public infrastructure, create safer intersections, and assist with compliance with the Willits settlement. Funding is also provided for other eligible programs and projects (\$444,435).	24,202,956	20,927,639
Transportation - Funds are provided for staffing for six District Offices, Vision Zero, the Great Streets Initiative, and other Active Transportation Initiatives.	5,494,475	5,983,731
Subtotal Departmental Appropriations	\$ 32,678,613	\$ 30,114,223

Measure R Traffic Relief and Rail Expansion Funds

	2020-21 Adopted Budget	2021-22 Proposed Budget
SPECIAL PURPOSE FUND APPROPRIATIONS		
Automated Traffic Surveillance and Control (ATSAC) System Maintenance - Funds are provided for ongoing maintenance requirements such as camera maintenance and replacement, replacement of items such as transceivers, receivers, servers, and fusion splicers, repair of trunk line breaks, software licensing, wireless and telephone drop connections, video wall maintenance, hub maintenance, replacement of hub buildings, and video central switcher maintenance.	\$ 3,000,000	\$ 3,000,000
Bicycle Plan/Program – Other - Five percent of the estimated local return revenue is typically provided for bicycle projects within the City. For 2020-21, four percent is provided for bicycle projects.	1,300,000	2,000,000
Great Streets - Funds are provided for one-time support for advanced planning and construction improvements on Great Street corridors.	500,000	500,000
Median Island Maintenance - Funds are provided for the maintenance of median islands citywide.	1,000,000	1,000,000
Paint and Sign Maintenance - Funds are provided to support the purchase of paint and sign maintenance equipment and supplies for striping and pavement markings for City streets. Funds are also provided in the Proposition C Anti-Gridlock Transit Fund (\$100,000) and the Measure M Local Return Fund (\$1,171,000).	1,800,000	1,800,000
Pavement Preservation Overtime - Funds are provided for the Department of Transportation's Pavement Preservation overtime needs.	700,000	700,000
Pedestrian Plan/Program - Five percent of the estimated local return revenue is typically provided for pedestrian projects within the City. For 2020-21, four percent is provided for pedestrian projects.	1,300,000	2,000,000
Technology and Communications - Funds are provided for technology and communications requests.	25,000	25,000
Vision Zero Contracts, Speed Surveys, Outreach Campaign - Funds are provided for education and outreach, campaign messaging, and the renewal or extension of speed zone surveys along the High Injury Network. For 2021-22, \$1.0 million in funding for education, outreach, and campaign messaging is also provided in the Measure M Local Return Fund.	200,000	200,000
Reimbursement of General Fund Costs - Funds are provided to reimburse the General Fund for fringe benefits and partially reimburse for central services.	12,751,137	18,468,024
Subtotal Special Purpose Fund Appropriations	<u>\$ 23,729,675</u>	<u>\$ 29,693,024</u>
TOTAL APPROPRIATIONS	<u>\$ 55,254,750</u>	<u>\$ 59,807,247</u>

MEASURE W LOCAL RETURN FUND

BASIS FOR THE PROPOSED BUDGET

The 2021-22 Proposed Budget for the Measure W Local Return Fund (Measure W) relates to current year funding as follows:

	Amount	% Change
2020-21 Adopted Budget	\$ 34,100,000	
2021-22 Proposed Budget	\$ 32,671,072	
Change from 2020-21 Budget	\$ (1,428,928)	(4.2%)

On November 6, 2018, County of Los Angeles voters approved Measure W – The Los Angeles Region Safe, Clean Water Program (Measure W), a parcel tax of 2.5 cents per square foot of impermeable surface to support the costs of stormwater-related projects and activities. Revenues are allocated to municipal, regional, and administrative sub-programs. Forty percent of revenues are allocated to municipalities in the same proportion as the amount of revenues collected within each municipality. Fifty percent is allocated for region-wide projects and is awarded on a competitive basis. The remaining ten percent is allocated to the Los Angeles County Flood Control District for implementation and administration of the Measure W Program. Eligible uses for revenues include projects that provide a water supply and/or quality benefit and a community investment benefit. Measure W can be used to fund Enhanced Watershed Management Program projects and the operation and maintenance of completed water quality improvement projects.

REVENUE

The County of Los Angeles has developed guidelines and funding eligibility requirements for the Measure W Program and executed transfer agreements with the various municipalities. Measure W revenues collected by the County during 2019-20 were received in January 2021. The delay in revenues is attributed to unforeseen delays in receiving final transfer agreements from the County. Pursuant to the executed transfer agreement (C.F. 18-0384), funds for 2021-22 are expected to be received in August 2021.

BUDGET HIGHLIGHTS

- Funding for five positions in the Bureau of Engineering are reassigned from the Sewer Construction and Maintenance Fund to Measure W. These positions develop and implement EWMP projects. Funding for two new positions is also included for a Program Manager and accounting support.
- Funding for ten water quality projects (\$13.5 million) is provided in the Capital and Technology Improvement Expenditure Program (CTIEP) – Physical Plant Budget.

Measure W Local Return Fund

	2020-21 Adopted Budget	2021-22 Proposed Budget
Balance Available, July 1	\$ --	\$ 13,291,000
Less: Prior Year's Unexpended Appropriations	<u>--</u>	<u>12,719,928</u>
Adjusted Balance	\$ --	\$ 571,072
 Receipts: Measure W Local Return Revenue	 \$ 32,000,000	 \$ 32,000,000
Reimbursements from Other Agencies and Funds	2,000,000	--
Interest	100,000	100,000
 Total Receipts	 <u>\$ 34,100,000</u>	 <u>\$ 32,100,000</u>
 Total Available Balance	 <u>\$ 34,100,000</u>	 <u>\$ 32,671,072</u>

	2020-21 Adopted Budget	2021-22 Proposed Budget
DEPARTMENTAL APPROPRIATIONS		
Funds are provided to various City departments, offices, and bureaus to support the cost of stormwater related activities.		
Public Works		
Board – General oversight of the Department of Public Works and direct management of accounting and personnel functions.	--	47,592
Engineering – Design and construction management services.	200,735	1,084,782
Sanitation – Planning, operational, monitoring, and coordination services for the Measure W Safe, Clean Water Program.	4,195,745	4,491,013
 Subtotal Departmental Appropriations	 <u>\$ 4,396,480</u>	 <u>\$ 5,623,387</u>

SPECIAL PURPOSE FUND APPROPRIATIONS

Feasibility Studies – Funds are provided for feasibility studies of water quality projects to be submitted for funding consideration as part of the Measure W Regional Call for Projects.	1,000,000	1,000,000
Operation and Maintenance – TMDL Compliance Projects. Funds are provided for the operation and maintenance of watershed improvement projects.	4,770,982	4,279,929
PW Sanitation Expense and Equipment – Funds are provided for program-wide costs such as project database upgrades (\$550,000), monitoring equipment (\$95,674), and the zinc recalculation study for Ballona Creek (\$89,000).	150,000	734,674

Measure W Local Return Fund

	2020-21 Adopted Budget	2021-22 Proposed Budget
Regional Project Development and Revolving Funds – Funds are provided for the initial development of regional water quality projects and to be used as a revolving fund for potential match or front-funding requirements for regional funding.	2,776,640	3,069,553
Reimbursement of Prior Year Expenses – Funds were provided to pay for 2019-20 expenditures incurred for the Measure W program.	9,927,849	--
Reimbursement of General Fund Costs – Funds are provided to reimburse the General Fund for fringe benefits, central services, and department administration and support.	3,732,109	4,415,349
Subtotal Special Purpose Fund Appropriations	<u>\$ 22,357,580</u>	<u>\$ 13,499,505</u>
 CAPITAL AND TECHNOLOGY IMPROVEMENT EXPENDITURE PROGRAM (CTIEP)		
CTIEP Physical Plant – Funding for projects meets eligible requirements including providing a water quality or water supply benefit as well as a community benefit.	\$ 7,345,940	\$ 13,548,180
Subtotal Capital and Technology Improvement Expenditure Program	<u>\$ 7,345,940</u>	<u>\$ 13,548,180</u>
 TOTAL APPROPRIATIONS	 <u>\$ 34,100,000</u>	 <u>\$ 32,671,072</u>

THIS PAGE INTENTIONALLY LEFT BLANK

NEIGHBORHOOD COUNCIL FUND

BASIS FOR THE PROPOSED BUDGET

The 2021-22 Proposed Budget for the Neighborhood Council Funding Program relates to current year funding as follows:

	Estimated Available Balance on July 1	General Fund Appropriation	Other Appropriations	Total Appropriation	No. of NCs as of July 1
2020-21 Adopted Budget	\$ -	\$ 3,218,000	\$ -	\$ 3,218,000	99
2021-22 Proposed Budget	\$ -	\$ 3,218,000	\$ -	\$ 3,218,000	99
Change from 2020-21 Budget			\$ -	-	-
Percent Change				-	

The Neighborhood Council Fund is administered by the City Clerk on behalf of Neighborhood Councils (NCs) as part of the funding program (C.F. 11-1020-S2). It provides funding to certified NCs for operation and neighborhood improvement purposes designated by each NC. In accordance with Administrative Code Section 22.810.1(g), money appropriated in the budget each year for certified NCs shall be placed in the Neighborhood Council Fund for costs related to the functions, operations, and duties of being a certified NC.

If an NC enrolls during a fiscal year, the appropriation is prorated based on the quarter during which the NC became eligible for funding and upon which its full board has been selected. Any unspent funds remaining in the Neighborhood Council Fund at the end of the fiscal year will be used to reduce the General Fund appropriation the following year. NCs have the ability to roll over a non-cumulative maximum of \$10,000 in any given fiscal year. As a result of this roll over process, it is assumed that there will not be any unspent funds to reduce the General Fund appropriation for 2021-22.

There are currently 99 certified NCs and an appropriation of \$3,168,000 is proposed for 2021-22 to provide each NC with an allocation of \$32,000. With an additional \$50,000 for translation funding, the total General Fund appropriation for 2021-22 is \$3,218,000.

Total required for 99 NCs and translation:	\$3,218,000
Estimated Available Balance on July 1:	\$ -
General Fund Appropriation for 2021-22:	\$3,218,000

THIS PAGE INTENTIONALLY LEFT BLANK

PROPOSITION A LOCAL TRANSIT ASSISTANCE FUND

BASIS FOR THE PROPOSED BUDGET

The 2021-22 Proposed Budget for the Proposition A Local Transit Assistance (Proposition A) Fund relates to the current year funding as follows:

	Amount	% Change
2020-21 Adopted Budget	\$ 241,562,122	
2021-22 Proposed Budget	\$ 296,185,510	
Change from 2020-21 Budget	\$ 54,623,388	22.6%

Approved by the voters in November 1980, the Proposition A Fund revenue is allocated by the County of Los Angeles based on population and provides for the use of the one-half cent sales tax revenues for the planning, administration, and operation of Citywide public transportation programs. Proposed appropriations comply with the Proposition A Local Return Program Guidelines adopted by the Los Angeles County Metropolitan Transportation Authority (Metro), which administers this Program. The Metro-approved guidelines for Proposition A funds reflect a distribution of funding as follows: 40 percent for discretionary and incentive projects, 35 percent for rail transit, and 25 percent for local jurisdictions. The City appropriates its portion of the local return as described below.

BUDGET HIGHLIGHTS

- Funding for Transit Operations consolidates appropriations for Commuter Express, DASH, and Cityride transit and includes partial funding for various proposed transit options.
- A Transit Services Analysis (TSA) Study was completed and approved by the Mayor and Council in October 2018. A number of funding recommendations from the TSA Study are incorporated into the 2021-22 Proposed Budget. Ongoing funding for multi-phased projects will require additional policy discussion and are subject to further approval by the Mayor and Council.
- Funding is provided to leverage grant funding to support the purchase of electric buses and facility upgrades at the transit yards.
- Funding is provided for the City's 2021-22 payment of the City Three Percent Measure R Match contribution for Metro projects in the City of Los Angeles. The 15-year funding agreement with Metro (C.F. 13-0337) approved on April 23, 2014, instructs the City to ensure that future City budgets include these payments.

Proposition A Local Transit Assistance Fund

REVENUE	2020-21 Adopted Budget	2021-22 Proposed Budget
Cash Balance, July 1	\$ 236,788,214	\$ 272,200,855
Less: Prior Year's Unexpended Appropriations	<u>236,202,821</u>	<u>219,154,137</u>
Balance Available, July 1	585,393	53,046,718
Revenue: Advertising	901,000	901,000
Farebox Revenue	11,966,729	11,966,729
Lease and Rental Fees	193,908	193,908
Metro Bus Passes	1,491,240	1,491,240
Metro Bus Operations	4,907,220	4,907,220
Receipts	77,731,632	80,993,695
Reimbursements from Other Funds	139,685,000	139,685,000
Interest	4,100,000	3,000,000
Total Receipts	<u>\$ 240,976,729</u>	<u>\$ 243,138,792</u>
Total Revenue	<u>\$ 241,562,122</u>	<u>\$ 296,185,510</u>

Proposition A Local Transit Assistance Fund

	2020-21 Adopted Budget	2021-22 Proposed Budget
DEPARTMENTAL APPROPRIATIONS		
Aging - Funds are provided for staff to administer the Multi-Purpose Centers Shuttle Program.	\$ 350,922	\$ 381,384
Controller - Funds are provided for administration.	91,392	108,577
Council - Funds are provided for administration.	80,136	80,136
Personnel - Funds are provided to enhance human resources support for eligible programs and initiatives coordinated by the Department of Transportation.	82,596	91,201
Public Works		
Bureau of Contract Administration - Funds are provided for construction inspection services.	106,082	125,795
Bureau of Street Services - Funds are provided for the installation of bus pads and the improvement of bus stop landings and curb ramps.	2,109,174	2,121,456
Transportation - Funds are provided for administration of City mass transit services and other Proposition A related activities.	5,557,084	5,866,348
Subtotal Departmental Appropriations	<u>\$ 8,377,386</u>	<u>\$ 8,774,897</u>
CITY TRANSIT SERVICES		
Facility Lease - Funds are provided for a Caltrans lease for a joint layover facility.	\$ 600,000	\$ 600,000
Marketing City Transit Program - Funds are provided for customer service and marketing of City transit services.	3,000,000	3,000,000
Transit Operations - Funds are provided for DASH, Commuter Express, and Cityride transit operations, including fuel reimbursements.	138,000,000	145,000,000
Transit Sign Production and Installation - Funds are provided to replace signage at DASH and Commuter Express bus stops.	300,000	300,000
Transit Store - Funds are provided for the operation of the Transit Store which is a central information outlet for transit services. The store provides information, sells tickets, Metro fare media, and passes, and handles customer service complaints.	800,000	800,000

Proposition A Local Transit Assistance Fund

	2020-21 Adopted Budget	2021-22 Proposed Budget
Universal Fare System - Funds are provided to purchase the necessary equipment to remove Transit Access Pass (TAP) from old buses and reinstall TAP on replacement buses for DASH and Commuter Express.	\$ 250,000	\$ 250,000
Subtotal City Transit Services	\$ 142,950,000	\$ 149,950,000

SPECIALIZED TRANSIT

Bikeshare Operations and Maintenance - Funds are provided to support the operations and maintenance cost for the Bikeshare Pilot Program established as part of a Regional Program implemented with Metro.	\$ 5,000,000	\$ 10,000,000
Cityride Fare Card (formerly Cityride Scrip) - Funds are provided to reimburse taxi and private van companies providing services to senior citizens and individuals with disabilities.	2,000,000	2,000,000
Cityride Fleet Replacement - Funds were provided to replace fleet vehicles for the Senior Cityride Program.	180,000	-
Paratransit Program Coordinator Services. Funds are provided for Cityride program services, including registration, distribution of transit scrip, collection of revenue, and automation.	1,250,000	1,250,000
Senior Cityride Program. Funds are provided for the operation of door-to-door transit service for seniors and disabled individuals. This Program is based at the Department of Aging's Senior Multipurpose Centers.	3,708,000	3,708,000
Senior Youth/Transportation Charter Bus Program. Funds are provided for contracted charter bus trips scheduled by the Mayor's Office and Council Offices for recreational and educational purposes.	890,000	890,000
Youth Program Bus Services – Recreation and Parks. Funds are provided for youth program bus services to Department of Recreation and Parks facilities.	500,000	200,000
Subtotal Specialized Transit	\$ 13,528,000	\$ 18,048,000

TRANSIT CAPITAL

Bus Facility Purchase Program. Funds are provided to support the purchase of four existing maintenance facilities which are currently being leased from City contractors.	\$ 7,000,000	\$ 7,000,000
Inspection Travel Fleet Representative Procurement - Funds are provided for travel expenses to inspect new fleet vehicles.	15,000	15,000

Proposition A Local Transit Assistance Fund

	2020-21 Adopted Budget	2021-22 Proposed Budget
Smart Technology for DASH and Commuter Express Buses - Funds are provided for upgrading bus technologies from a 3G network on all DASH and Commuter Express buses to the 4G network.	\$ 5,400,000	\$ 5,400,000
Solar Signs - Funds are provided for solar-powered signage.	2,750,000	2,750,000
Vision Zero Bus Stop Security Lighting - Funds are provided for lighting improvements at bus stops on or near the High Injury Network to improve public safety.	495,000	495,000
Subtotal Transit Capital	\$ 15,660,000	\$ 15,660,000

TRANSIT FACILITIES

Transit Facility Security and Maintenance - Funds are provided for various maintenance and minor capital improvement projects at City-owned and maintained transit facilities. Funds are also provided for security at City transit stations and five Metrolink stations.	\$ 2,000,000	\$ 2,000,000
Subtotal Transit Facilities	\$ 2,000,000	\$ 2,000,000

SUPPORT PROGRAMS

Eco Rapid Transit Joint Powers Agreement (JPA) - Funds are provided for the JPA annual membership with Eco Rapid Transit for the West Santa Ana Transit Corridor Project.	50,000	50,000
LCTOP Free Fare for Students - Funds are provided for free transit fare for students through the State's Low Carbon Transit Operations Program (LCTOP).	1,211,378	1,211,378
Matching Funds - Measure R Projects/LRTP/30-10 - Three percent in matching funds is provided as part of the match contribution for regional Measure R subway and rail construction projects which are constructed within City limits and part of the Long Range Transportation Plan (LRTP).	20,000,000	20,000,000
Memberships and Subscriptions	65,000	65,000
Office Supplies	15,000	15,000
Quality Assurance Program - Funds are provided for a customer quality feedback program.	30,000	30,000
Reserve for Future Transit Service - Funds are set aside for future service needs which may be used to offset potential shortfalls as expenditures increase.	22,999,254	66,048,168

Proposition A Local Transit Assistance Fund

	2020-21 Adopted Budget	2021-22 Proposed Budget
Ride and Field Checks - Funds are provided for an objective third party to perform ride and field checks for transit vehicles, which will standardize reporting and remove potential conflicts of interest.	\$ 2,000,000	\$ 2,000,000
Technology and Communications Equipment - Funds are provided for a computer and server replacement program.	130,000	130,000
Transit Bus Communications - Funds are provided to install cellular service, wireless service, and bus arrival information on buses.	700,000	700,000
Transit Bus Security Services - Funds are provided for the Police Department to provide transit security on DASH buses.	1,392,629	1,392,629
Transit Hand Sanitizing Stations - Funds were provided to purchase, install, and maintain hand sanitizing stations at transit stops.	300,000	-
Transit Operations Consultant - Funds were provided for internal review of current fleet yards, bus stop amenities, driver safety, and the development of an electrification plan for the transit fleet.	300,000	-
Transportation Grant Fund Matching Funds - Funds are provided for eligible Transportation Grant Fund projects that will be determined during 2021-22.	500,000	500,000
Travel and Training - Funds are provided for various transit-related conferences and training programs.	50,000	50,000
Vehicles for Hire Technology Upgrades - Funds are provided for third party cloud based hosting and maintenance support for the Taxicab, Ambulance, and Vehicles for Hire Information System (TAVIS). TAVIS will streamline the permitting process for taxicab and non-taxicab drivers, including City Transit Bus Drivers.	30,000	30,000
Reimbursement for General Fund Costs - Funds are provided to reimburse the General Fund for fringe, central services, and department administration and support.	9,273,475	9,530,438
Subtotal Support Programs	\$ 59,046,736	\$ 101,752,613
TOTAL APPROPRIATIONS	\$ 241,562,122	\$ 296,185,510

PROPOSITION C ANTI-GRIDLOCK TRANSIT IMPROVEMENT FUND

BASIS FOR THE PROPOSED BUDGET

The 2021-22 Proposed Budget for the Proposition C Anti-Gridlock Transit Improvement (Proposition C) Fund relates to the current year funding as follows:

	Amount	% Change
2020-21 Adopted Budget	\$ 99,429,532	
2021-22 Proposed Budget	\$ 92,604,668	
Change from 2020-21 Budget	\$ (6,824,864)	(6.9%)

The Proposition C Fund receives revenue from the one-half cent sales tax increase approved by County of Los Angeles voters in 1990. The funds are allocated Countywide on a per-capita basis and may be used for public transit, paratransit, and the repair and maintenance of streets used by public transit. The Los Angeles Metropolitan Transportation Authority (Metro) approved guidelines for Proposition C funds reflect a distribution of funding as follows: 40 percent for discretionary projects, 25 percent for transit-related highway improvements, 20 percent for local return (allocation to jurisdictions), 10 percent for commuter rail, and five percent for security. The City appropriates its portion of this local return as described below.

BUDGET HIGHLIGHTS

- **Signal Synchronization:** Funding is provided to City departments, including the Department of Transportation (DOT) and the Department of Public Works, to maintain efficiencies of the City's roadway system through the use of the Automated Traffic Surveillance and Control (ATSAC) and Adaptive Traffic Control System (ATCS) traffic signal synchronization systems. The ATSAC system is a computer-based traffic signal control system that monitors traffic conditions and system performance, selects appropriate signal timing strategies, and performs equipment diagnostics and alert functions. ATCS upgrades signal timing features to existing ATSAC locations.
- **Metro Annual Work Program:** Funding is provided to City departments for salaries and expense costs associated with the Metro Annual Work Program. All expenses are reimbursed by Metro. The Metro Annual Work Program includes transportation projects which are part of the America Fast Forward Initiative (also known as the Measure R 30/10 Initiative) and the Measure M 28 by 28 Program. Funding is also provided to various City departments to support the Metro Purple Line Expansion, which will expand westward and is under construction.
- **Transportation Grant Fund Work Program:** Funding is provided to City departments for salaries and expense costs associated with transportation grant funded projects.

Proposition C Anti-Gridlock Transit Improvement Fund

REVENUE	2020-21 Adopted Budget	2021-22 Proposed Budget
Cash Balance Available, July 1	\$ 29,384,289	\$ 17,768,384
Less: Prior Year's Unexpended Appropriations	<u>12,000,851</u>	<u>8,746,855</u>
Balance Available, July 1	\$ 17,383,438	\$ 9,021,529
Construction Traffic Management Fee	-	336,000
Metro Annual Work Program Salary Reimbursement	8,849,000	8,332,000
Total Proportionate Share of Revenue Funds	64,601,597	67,182,139
Reimbursement from Other Agencies	400,000	-
Reimbursement from Other Funds	395,000	294,000
Interest Transfer from Transportation Grant Fund	639,000	639,000
Transportation Grant Salary Reimbursement	6,611,497	6,600,000
Interest	550,000	200,000
Total Receipts	<u>\$ 82,046,094</u>	<u>\$ 85,583,139</u>
Total Revenue	<u>\$ 99,429,532</u>	<u>\$ 92,604,668</u>

Proposition C Anti-Gridlock Transit Improvement Fund

	2020-21 Adopted Budget	2021-22 Proposed Budget
DEPARTMENTAL APPROPRIATIONS		
City Administrative Officer - Funds are provided for administration.	\$ 72,953	\$ 81,540
City Attorney - Funds are provided for legal services.	196,854	217,422
General Services - Funds are provided for materials testing for street resurfacing projects funded through Proposition C.	623,954	713,933
Mayor - Funds are provided for a Metro liaison position.	141,363	141,363
Personnel - Funds are provided to enhance human resources support for eligible programs and initiatives coordinated by the Department of Transportation.	248,146	272,827
Public Works		
Board of Public Works - Funds are provided for continued support of the Metro Annual Work Program.	106,720	127,373
Bureau of Contract Administration - Funds are provided for contract compliance and construction inspection for the Transportation Grant Fund Annual Work Program and the Metro Annual Work Program.	3,427,377	3,959,852
Bureau of Engineering - Funds are provided for the ATSAC and ATCS programs (signal timing engineering), the Transportation Grant Fund Annual Work Program, the Metro Annual Work Program, and other eligible projects.	7,771,423	8,340,784
Bureau of Street Lighting - Funds are provided for design of transit related projects such as transit shelter security lighting and streetscape projects. Funds will support plan check reviews for traffic signal projects, the Transportation Grant Fund Annual Work Program, and the Metro Annual Work Program.	2,873,858	3,065,343
Bureau of Street Services - Funds are provided for street improvements and transit enhancement projects relative to the Transportation Grant Fund Annual Work Program, Metro Call for Projects, Metro Annual Work Program and Safe Routes to School Program.	11,135,968	14,112,008
Transportation - Funds are provided for salaries and expenses in the Transportation Grant Fund Annual Work Program, the Metro Annual Work Program, ATSAC and ATCS signal maintenance, and various other programs.	35,806,906	38,955,637
General City Purposes - Funds are provided to support a portion of the City's Southern California Association of Governments (SCAG) annual membership.	30,000	30,000
Subtotal Departmental Appropriations	\$ 62,435,522	\$ 70,018,082

Proposition C Anti-Gridlock Transit Improvement Fund

	2020-21 Adopted Budget	2021-22 Proposed Budget
TRANSPORTATION DEMAND MANAGEMENT SYSTEM		
Bicycle Path Maintenance - Funds are provided for Citywide bike path maintenance.	\$ 613,000	\$ 613,000
Bicycle Plan/Program - Other - Funds are provided for the promotion of bicycle programs as an alternate mode of transportation.	150,000	150,000
Los Angeles Neighborhood Initiative - Funds are provided to assist with the revitalization of transit-oriented neighborhoods through public and private partnerships.	550,000	550,000
School, Bike, and Transit Education - Funds are provided for a public education and an outreach program that focuses on alternative modes of transportation and air quality issues. This allocation provides \$150,000 for the Bicycle Safety and Education Program and \$150,000 for the Commuter Safety Program.	300,000	300,000
Subtotal Transportation Demand Management System	\$ 1,613,000	\$ 1,613,000

TRANSIT INFRASTRUCTURE AND CAPITAL

Light-Emitting Diode (LED) Replacement Modules - Funds are provided to replace LED modules installed in traffic control lights and pedestrian crosswalks.	\$ 2,000,000	\$ 2,000,000
Paint and Sign Maintenance - Funds are provided to support the purchase of paint and sign maintenance equipment and supplies for striping and pavement markings for City streets. For 2021-22, additional funds are provided in the Measure R Local Return Fund (\$1,800,000) and the Measure M Local Return Fund (\$1,571,186).	100,000	100,000
Traffic Signal Supplies - Funds are provided to support the purchase of traffic signal supplies.	2,000,000	2,000,000
Subtotal Transit Infrastructure and Capital	\$ 4,100,000	\$ 4,100,000

SUPPORT PROGRAMS

Contractual Services – Support - Funds are provided for contractual services for administrative support.	\$ 25,000	\$ 25,000
Engineering Special Services - Funds are provided to support the Citywide annual Geographic Information System software and maintenance Enterprise License Agreement, which provides software and cloud-based services to perform real-time geographic analysis.	61,000	61,000

Proposition C Anti-Gridlock Transit Improvement Fund

	2020-21 Adopted Budget	2021-22 Proposed Budget
Office Supplies	25,000	25,000
Technology and Communications Equipment - Funds are provided for replacement computers, equipment, and routine communications service requests for staff.	100,000	100,000
Travel and Training	40,000	40,000
Reimbursement of General Fund Costs - Funds are provided to reimburse the General Fund for fringe benefits, central services, and department administration and support.	31,030,010	16,622,586
Subtotal Support Programs	\$ 31,281,010	\$ 16,873,586
TOTAL APPROPRIATIONS	<u>\$ 99,429,532</u>	<u>\$ 92,604,668</u>

THIS PAGE INTENTIONALLY LEFT BLANK

ROAD MAINTENANCE AND REHABILITATION PROGRAM SPECIAL FUND

BASIS FOR THE PROPOSED BUDGET

The 2021-22 Proposed Budget for the Road Maintenance and Rehabilitation Program Special Fund, otherwise known as the Senate Bill 1 (SB 1) Fund, relates to current year funding as follows:

	Amount	% Change
2020-21 Adopted Budget	\$ 72,052,876	
2021-22 Proposed Budget	\$ 87,004,745	
Change from 2020-21 Budget	\$ 14,951,869	20.8%

Enacted in 2017, SB 1, “The Road Repair and Accountability Act,” provides funding to cities and counties to address basic road maintenance, rehabilitation, and critical safety needs on the state highway system and the local street and road system. SB 1 increases per gallon fuel excise taxes, diesel fuel sales taxes and vehicle registration fees, and provides inflationary adjustments to fuel tax rates in future years.

Pursuant to Streets and Highways Code Section 2030, the use of SB 1 funds includes, but is not limited to the following:

- Road maintenance and rehabilitation;
- Safety projects;
- Railroad grade separations;
- Complete street components, including active transportation purposes, pedestrian and bicycle safety projects, transit facilities, and drainage and stormwater capture projects in conjunction with any other allowable project; and,
- Traffic control devices.

In order to receive the upcoming fiscal year’s apportionment of SB 1 fund, the City must annually adopt and submit a planned list of projects to be funded with SB 1 funds, no later than July 1st of any given year, to the California Transportation Committee (CTC). In addition, the City must submit an annual report of street or road expenditures made during the preceding fiscal year to the CTC no later than December 1st of the following year.

BUDGET HIGHLIGHTS

- Road repair and rehabilitation – Funds are provided to reconstruct failed pavement, reconstruct concrete streets, and prevent further deterioration in the overall condition of the City street system by performing resurfacing, slurry sealing, or asphalt repairs.
- Vision Zero Projects – Funds are provided for street safety projects along Vision Zero High Injury Network corridors, including traffic signal installations, speed feedback sign installation and maintenance, and pedestrian refuge island implementation.
- Capital and Technology Improvement Expenditure Program – Funds are provided for 29 street-related projects, including three flood control projects and four street lighting projects to improve the safety of pedestrians and vehicles.

Road Maintenance and Rehabilitation Program Special Fund

- Sidewalk Repair – Funds are provided to repair sidewalks condition to provide a safe pedestrian travel and to safely separate vehicular and pedestrian traffic in compliance with the Americans with Disabilities Act (ADA).
- Bicycle lane repair and maintenance - Funds are provided for the repair and maintenance of bicycle lanes to ensure public safety.
- Cool Pavement/Sustainable Pavement Projects – Funds are provided for the application of Cool Pavement Treatments and sustainable pavement technologies to prevent further deterioration of the roadway.

	2020-21 Adopted Budget	2021-22 Proposed Budget
REVENUE		
Cash Balance Available, July 1	\$ 82,428,778	\$ 110,938,651
Less		
Prior Year's Unexpended Appropriation	<u>78,745,102</u>	<u>104,896,000</u>
	\$ 3,683,676	\$ 6,042,651
Receipts		
State Gasoline Tax – SB 1	67,119,200	78,962,094
Interest	<u>1,250,000</u>	<u>2,000,000</u>
Total Receipts	\$ <u>68,369,200</u>	\$ <u>80,962,094</u>
Total Available Balance	<u>\$ 72,052,876</u>	<u>\$ 87,004,745</u>

Road Maintenance and Rehabilitation Program Special Fund

	2020-21 Adopted Budget	2021-22 Proposed Budget
DEPARTMENTAL APPROPRIATIONS		
Board of Public Works - Funds are provided for accounting support.	\$ 73,267	\$ 81,200
Subtotal Departmental Appropriations	<u>\$ 73,267</u>	<u>\$ 81,200</u>
SPECIAL PURPOSE FUND APPROPRIATIONS		
Bicycle Lane Repair and Maintenance – Funds are provided for Citywide bike lane repair and maintenance to ensure public safety.	-	4,149,717
Capital and Technology Improvement Expenditure Program - Funds are provided for the design and construction of various street projects, flood control projects, and safety-related lighting projects.	18,306,512	34,945,855
Complete Streets - Funds are provided for the reconstruction of failed streets and Vision Zero safety improvements for the Avalon Blvd. Complete Street and the Reseda Blvd. Complete Street projects as part of the Complete Streets Program. This item was previously titled Street Reconstruction/Vision Zero Projects.	-	3,820,000
Concrete Streets - Funds are provided for the reconstruction of concrete streets citywide.	1,258,741	1,821,582
Cool Pavement/Sustainable Pavement Projects - Funds are provided for the application of Cool Pavement treatments and sustainable pavement technologies to prevent further deterioration of the roadway.	-	2,000,000
Cool Slurry - Funds were provided for the application of Cool Slurry treatments to prevent further deterioration of the roadway.	2,000,000	-
Failed Street Reconstruction - Funds are provided for the reconstruction of failed pavement streets across the City.	3,512,623	7,442,601
Pavement Preservation Program - Funds were provided for resurfacing, slurry sealing, and asphalt repairs to prevent further deterioration in the overall condition of the City street system.	23,996,188	-
Sidewalk Repair Access Request Acceleration - Funds are provided to accelerate sidewalk repair requests to safely separate vehicular and pedestrian traffic in compliance with the ADA.	-	15,000,000
Sidewalk Repair Contractual Services - Funds were provided for sidewalk repair to safely separate vehicular and pedestrian traffic in compliance with the ADA.	3,800,000	-
Sidewalk Engineering Consulting Services - Funds were provided to pay for engineering consulting services for sidewalk repair work.	2,300,000	-

Road Maintenance and Rehabilitation Program Special Fund

	2020-21 Adopted Budget	2021-22 Proposed Budget
Sidewalk Repair Incentive Program - Funds were provided to allow the City to leverage sidewalk repair costs by sharing costs with property owners. This helps to safely separate vehicular and pedestrian traffic in compliance with the ADA.	1,000,000	-
Vision Zero Corridor Projects - Funds are provided for street safety projects along High Injury Network (HIN) corridors, including speed feedback sign installation and maintenance and pedestrian refuge island implementation as needed.	8,701,450	10,701,450
Vision Zero Traffic Signals - Funds are provided to install traffic signals along HIN corridors and reduce the backlog of traffic signals.	6,771,511	6,771,511
Vision Zero Traffic Signals Support - Funds are provided for the Bureau of Street Lighting to support the traffic signal construction workload for new traffic signals citywide.	332,584	270,829
Subtotal Special Purpose Fund Appropriations	<u>\$ 71,979,609</u>	<u>\$ 86,923,545</u>
TOTAL APPROPRIATIONS	<u>\$ 72,052,876</u>	<u>\$ 87,004,745</u>

SEWER CONSTRUCTION AND MAINTENANCE FUND

BASIS FOR THE PROPOSED BUDGET

The 2021-22 Proposed Budget for the Sewer Construction and Maintenance Fund (SCM) relates to current year funding as follows:

	Amount	% Change
2020-21 Adopted Budget	\$ 1,104,179,436	
2021-22 Proposed Budget	\$ 1,135,773,272	
Change from 2020-21 Budget	\$ 31,593,836	2.9%

The SCM funds the Clean Water Program (CWP), which serves over four million people in the City of Los Angeles and 29 contract cities, encompassing a service area of approximately 600 square miles. CWP operations include sewage conveyance and treatment, water reclamation, industrial sewage management, environmental monitoring, and a capital program. The wastewater collection and treatment system is operated and maintained by the Bureau of Sanitation and includes 6,700 miles of sewers, 49 pumping plants, three water reclamation plants, and one treatment plant.

All properties that use the City's sewer system pay a Sewer Service Charge (SSC), which determines sewage volume by multiplying water usage by the SSC rate. Revenue is deposited into the SCM and is used to support ongoing maintenance and capital improvements for the sewer system. In addition to SSC revenues, the SCM was converted into an enterprise fund in order to support revenue bonds. A number of separate funds were created to properly account for revenues and expenditures and interest earnings on bond proceeds.

The Proposed Budget for SCM includes the Clean Water Capital and Technology Improvement Expenditure Program (\$301,569,318) and the related capital labor and expense costs (\$116,995,488). Also included are the costs of operating and maintaining the Clean Water System (\$404,821,834), payment of debt service on Wastewater System Revenue Bonds (\$243,732,630), a 45-day operating reserve (\$63,325,402), and various other expenses (\$5,328,600).

BUDGET HIGHLIGHTS

- The Terminal Island Treatment Plant Advanced Water Purification Facility, completed in January 2017, is anticipated to double its water production from five to 12 million gallons per day. The enhanced production will increase revenue from recycled water sales to the Department of Water and Power to \$7.6 million based on sales price and volume.
- The General Fund will make its first two of four annual payments in the amount of \$26 million to the SCM Fund for the over-payment of related costs to the Bureaus of Sanitation, Contract Administration, and Engineering since 2015. The reimbursement begins in 2021-22 and will end in 2023-24 when the SCM Fund is fully reimbursed.

Sewer Construction and Maintenance Fund

		2020-21 Adopted Budget	2021-22 Proposed Budget
Balance Available, July 1		\$ 63,362,950	\$ 113,425,066
Receipts:			
	Additional Revenue Debt	219,948,597	173,496,569
	Build America Bonds and Recovery Zone Economic Development Bond (BABs and RZEDB) Refunds	5,502,600	5,502,600
	General Fund	-	26,220,128
	Industrial Waste Surcharge	20,885,351	20,900,000
	Revenue from Green Acres Farm	1,680,000	3,000,000
	Revenue from Recycled Water Sales	5,152,908	7,590,123
	Reimbursement from Other Agencies	4,101,000	4,942,000
	Repayment of Loans	1,111,301	585,000
	Sewer Service Charge	709,501,000	725,100,000
	Sewage Disposal Contracts		
	Operations and Maintenance	28,122,011	25,800,000
	Capital	17,066,239	11,600,000
	Sewerage Facilities Charge	13,950,000	11,600,000
	Other Receipts	3,741,873	2,231,786
	Interest	10,053,606	3,780,000
	Total Receipts	<u>\$ 1,040,816,486</u>	<u>\$ 1,022,348,206</u>
	Total Available Balance	<u>\$ 1,104,179,436</u>	<u>\$ 1,135,773,272</u>

Available cash balance at July 1 reflects funds that are projected to be unobligated from prior years which are available for appropriation in the budget and excludes restricted funds that are not available to fund appropriations such as the Debt Service Reserve Fund, Emergency Fund, 2021-22 operating reserve, 50 percent cash reserve for the 2021-22 Capital and Technology Improvement Expenditure Program (CTIEP), and various bond rebate funds.

	2020-21 Adopted Budget	2021-22 Proposed Budget
DEPARTMENTAL APPROPRIATIONS		
SCM funds are allocated to cover the cost of Clean Water Program activities in various City departments, offices, and bureaus, including related costs. Variances reflect the net impact of cost-of-living salary adjustments, changes in overhead rates, and position reductions.		
City Administrative Officer – Budget, financial, and administrative services.	\$ 648,257	\$ 747,100
City Attorney – Legal and litigation services	824,767	910,661
City Clerk – Claims analysis and processing.	28,984	31,310
Controller – General support for billings, payments, and payroll.	251,351	268,546
Emergency Management – Emergency management coordination.	47,134	52,051
Finance – Special billing, collection of fees, and debt issuance services.	410,853	466,188
General Services – Fleet services, fuel, materials testing, warehouse services, mail, and messenger services.	8,077,550	8,241,223
Information Technology – 3-1-1 Call Center Services and human resources and payroll project.	556,112	848,992
Mayor – Environmental sustainability coordination.	27,053	27,053
Personnel – Personnel selection and occupational safety services.	2,141,351	2,217,114
Police – Public safety personnel in Clean Water facilities.	1,659,257	1,795,921
Public Works		
Board of Public Works – General oversight of the Department of Public Works, accounting support, and personnel services.	3,081,251	3,126,263
Bureau of Contract Administration – Construction inspection services.	9,285,344	9,945,643
Bureau of Engineering – Design and construction management services.	39,888,981	42,560,338
Bureau of Sanitation – Planning, operation, and coordination services.	138,351,889	139,041,359
Bureau of Street Lighting – Design review for secondary sewer replacement projects.	179,786	200,878
Transportation – Traffic control, review of plans, and related duties connected with major sewer construction.	551,703	562,680
General City Purposes – Clean and Green program operational costs, Southern California Association of Governments membership, and Discovery Cube educational services.	210,040	660,040
Reimbursement of General Fund Costs – Includes fringe benefits, central services, and/or department administration and support costs.	94,256,175	129,038,728
Subtotal Department Appropriations	\$ 300,477,838	\$ 340,742,088

	2020-21 Adopted Budget	2021-22 Proposed Budget
--	---------------------------	----------------------------

EXPENSE AND EQUIPMENT ITEMS

In accordance with enterprise fund operations, expense and equipment items are budgeted for expenditure directly from the SCM for the following departments. Variances are due to reductions to contracts and one-time equipment purchases.

Bureau of Contract Administration – Equipment and expense.	\$ 65,400	\$ 65,400
Bureau of Engineering – Contracts, equipment, and expense.	1,398,200	1,398,200
Bureau of Sanitation – Contractual services, field equipment expenses, operating supplies, administrative supplies, furniture, equipment, and security improvements. This amount also includes accounting charges for discontinued capital projects.	132,848,566	131,286,566
Capital Finance Administration – Debt service contribution for the Public Works Building.	2,523,589	2,523,340
Department of Water and Power Fees – Funds are provided for the costs of billing and collection of the Sewer Service Charge.	2,980,800	2,980,800
General Services – Office leases, laboratory expenses, replacement vehicles, and miscellaneous expenses.	12,573,500	3,253,500
Liability Claims – Funds are provided for damage claims made by residents against the City for repair costs resulting from the City's sewer system.	5,370,072	5,370,072
Sewer Connection Financial Assistance Program – Funds are provided to assist property owners with the repair or replacement of sewer laterals and to assist owners to properly abandon their on-site wastewater treatment system and connect to the City's sewer system where feasible.	6,600,000	1,250,000
Sewer Service Charge Refunds – Funds are provided for refunds issued to residents in the event of Sewer Service Charge overbilling.	500,000	500,000
Street Damage Restoration Fee – Funds are provided for street resurfacing costs related to sewer construction.	3,000,000	3,000,000
Utilities – Gas, water, electricity, and telephone expenses at plants and field locations.	26,447,356	26,447,356
Subtotal Expense and Equipment	\$ 194,307,483	\$ 178,075,234

Sewer Construction and Maintenance Fund

	2020-21 Adopted Budget	2021-22 Proposed Budget
CAPITAL AND TECHNOLOGY IMPROVEMENT EXPENDITURE PROGRAM (CIEP)		
Clean Water CTIEP – Funds are provided for various sewer capital and infrastructure projects.	\$ 313,074,000	\$ 301,569,318
Subtotal Capital and Technology Improvement Expenditure Program	<u>\$ 313,074,000</u>	<u>\$ 301,569,318</u>
BOND REQUIREMENTS		
45-day Operation and Maintenance Reserve	\$ 48,968,144	\$ 63,325,402
Bond Issuance Costs	5,075,000	5,075,000
Debt Service	239,023,371	243,732,630
Insurance Reserve	3,000,000	3,000,000
Insurance and Bond Premium	253,600	253,600
Subtotal Bond Requirements	<u>\$ 296,320,115</u>	<u>\$ 315,386,632</u>
Total Sewer Construction and Maintenance Fund	<u>\$ 1,104,179,436</u>	<u>\$ 1,135,773,272</u>

THIS PAGE INTENTIONALLY LEFT BLANK

SIDEWALK REPAIR PROGRAM

BASIS FOR THE PROPOSED BUDGET

The 2021-22 Proposed Budget for the Sidewalk Repair Program relates to current year funding as follows:

	General Fund		Special Funds*		Other Funds**		Total
2020-21 Adopted Budget	\$	14,571,775	\$	14,067,473	\$	6,330,000	\$ 34,969,248
2021-22 Proposed Budget	\$	22,934,548	\$	21,157,915	\$	370,000	\$ 44,462,463
Change from 2020-21 Budget	\$	8,362,773	\$	7,090,441	\$	(5,960,000)	\$ 9,493,214
Percent Change		57.4%		50.4%		(94.2%)	27.1%
* Special Funds include funds (direct costs and fringe benefits) budgeted in the Measure R Local Return Fund for the installation of sidewalk access ramps (\$4,316,364), funds budgeted in the SB1 Road Maintenance and Rehabilitation Program Special Fund for access request acceleration (\$15,000,000), and funds in the Sidewalk Repair Fund (\$1,841,551).							
** Other Funds consist of projects funded by the proprietary departments (Harbor Department and Department of Airports) for repairs to sidewalks and pedestrian facilities adjacent to their property locations. These amounts are reported by each proprietary department and budgeted separately from the City budget.							

The Mayor and Council approved a Settlement Agreement relative to the class action lawsuit, *Willits v. the City of Los Angeles* in 2014-15. Court approval of the Settlement Agreement was finalized in Spring 2017. 2021-22 will be the fifth year of the compliance period.

The terms of the Settlement Agreement require the City to:

- Commit \$31 million per year (adjusted every five years to maintain the present value) for 30 years to be used for access improvements and barrier removal, excluding new construction and alterations. In 2022-23, the sixth year of the compliance period, the overall program obligation will increase from \$31 million to \$35.74 million.
- Prioritize and address pedestrian facility improvements as follows:
 1. City of Los Angeles government offices and facilities;
 2. Transportation corridors;
 3. Hospitals, medical facilities, assisted living facilities, and other similar facilities;
 4. Places of public accommodation such as commercial and business zones;
 5. Facilities containing employers; and,
 6. Other areas, such as residential neighborhoods and undeveloped areas.
- Spend at least \$6.2 million and \$5.0 million out of the annual \$31 million commitment on the Access Request Program and on curb ramp installations, respectively.
- Allow the Willits Settlement Plaintiffs to conduct semi-annual inspections of the City's drawings and/or designs.

BUDGET HIGHLIGHTS

- Funds are provided to meet the City's annual commitment and spending requirements on the Access Request Program and on curb ramp installations, inclusive of direct costs and fringe benefits.
- Funds are provided for a Sidewalk Repair Incentive Program.
- Funds are provided to repair sidewalks identified as high liability locations.

DEPARTMENT OF WATER AND POWER AND LIBRARY DEPARTMENT SIDEWALK REPAIR WORK

- In 2021-22, funds are provided to perform sidewalk repair work for the Department of Water and Power (DWP) and the Library Department. Funding for performing this work is included as General Fund revenue, totaling \$5,500,000 from DWP and \$3,639,477 from the Library Department for projects at 16 locations.

Sidewalk Repair Program

DEPARTMENTAL APPROPRIATIONS	2020-21 Adopted Budget	2021-22 Proposed Budget
Funds are provided to various City departments to support the direct cost of sidewalk repair activities.		
City Attorney – Funds are provided for additional California Environmental Quality Act legal advice and support for the Sidewalk Repair Program and the pending Environmental Impact Report.	\$ 64,337	\$ 75,058
Disability – Funds are provided for a Sidewalk Repair Program liaison to assist the Department of Public Works in the prioritization of projects and creation of a tracking system of accessibility requirements for the City's Sidewalk Repair Program.	47,998	55,229
General Services – Funds are provided for materials testing support services for the sidewalk repair work performed by the Bureau of Street Services.	64,365	76,053
Information Technology Agency – Funds are provided to partially fund the implementation of a payroll system used by positions associated with the Sidewalk Repair Program.	20,411	35,418
Public Works		
Board of Public Works – Funds are provided for direct accounting support for the Sidewalk Repair Fund and for the Sidewalk Repair Incentive Program.	219,195	160,473
Bureau of Contract Administration – Funds are provided for construction inspection and contract compliance for sidewalk repairs.	1,297,288	1,149,253
Bureau of Engineering – Funds are provided for program management and oversight of all components of the Sidewalk Repair Program, including standards, construction, technology development, and reporting.	1,778,222	2,181,159
Bureau of Street Services – Funds are provided for the repair and construction of sidewalk access ramps, four crews to repair sidewalk locations requested by the disability community as part of the Access Request Program, one crew to repair sidewalks identified as high liability locations, tree pre- and post-inspection for sidewalk repair locations, and associated administrative support functions. In 2021-22, funding is provided by the Sidewalk Repair Fund (\$8,221,193). In addition, funding for access ramps is provided by the Measure R Local Return Fund (\$3,389,764).	11,389,433	11,610,957
Transportation – Funds are provided for dedicated field support to repair, relocate, or construct traffic signal equipment and cabling as part of repairing the sidewalk.	151,753	172,345
Subtotal Departmental Appropriations	\$ 15,033,002	\$ 15,515,945

Sidewalk Repair Program

	2020-21 Adopted Budget	2021-22 Proposed Budget
SPECIAL PURPOSE FUND APPROPRIATIONS		
Monitoring and Fees – Funds are provided to reimburse the Willits plaintiffs for costs incurred in the course of conducting monitoring and semi-annual inspections of the City’s drawings and/or designs.	\$ 250,000	\$ 250,000
Sidewalk Repair – Access Request Acceleration – Funds are provided in the SB1 Road Maintenance and Rehabilitation Program Special Fund to accelerate the response to requests for sidewalk repair through the Access Request Program.	--	15,000,000
Sidewalk Repair Contractual Services – Funds are provided to continue sidewalk repair activities and improvements as needed, in accordance with the Willits Settlement Agreement.	3,800,000	4,000,000
Sidewalk Repair Engineering Consulting Services – Funds are provided for the Bureau of Engineering to pay for as-needed engineering consulting services.	2,300,000	2,400,000
Sidewalk Repair Incentive Program – Funds are provided for a Sidewalk Repair Incentive Program. Private property owners will be eligible to apply for rebates for sidewalk repair work. Consistent with current City policy, rebate amounts will be capped at \$10,000 per lot in residential, commercial, and industrial areas (C.F. 14-0163-S3).	1,000,000	1,000,000
Street Tree Planting and Maintenance – Funds are provided for the replacement and establishment of street trees removed by sidewalk repair activities.	400,000	400,000
Reimbursement of General Fund Costs – Funds are provided for incremental benefits (healthcare and pension payments for City employees). In 2021-22, funding is provided from the Sidewalk Repair Fund (\$4,599,918) and the Measure R Local Return Fund (\$926,600).	5,856,246	5,526,518
Subtotal Special Purpose Fund Appropriations	\$ 13,606,246	\$ 28,576,518
OTHER FUNDS		
The City’s proprietary departments include the Department of Water and Power, Los Angeles World Airports, and the Harbor. Other Funds consists of estimated sidewalk repair work planned by these departments for sidewalks adjacent to their facilities.		
Department of Water and Power¹	\$ 4,400,000	\$ --
Los Angeles World Airports	30,000	30,000
Harbor	1,900,000	340,000
Subtotal Other Funds	\$ 6,330,000	\$ 370,000
TOTAL APPROPRIATIONS	\$ 34,969,248	\$ 44,462,463

¹ In 2021-22, this amount is reflected as General Fund revenue.

THIS PAGE INTENTIONALLY LEFT BLANK

SOLID WASTE RESOURCES REVENUE FUND

BASIS FOR THE PROPOSED BUDGET

The 2021-22 Proposed Budget for the Solid Waste Resources Revenue Fund (SWRRF) relates to current year funding as follows:

	Amount	% Change
2020-21 Adopted Budget	\$ 392,727,609	
2021-22 Proposed Budget	\$ 319,493,245	
Change from 2020-21 Budget	\$ (73,234,364)	(18.6%)

The Solid Waste Collection, Transfer, Recycling, Recovery of Waste Resources, and Disposal Fee (Solid Waste Fee) is imposed on all single-family dwellings in the City and upon multiple-unit dwellings for which the City provides refuse collection services. All receipts from the Solid Waste Fee are deposited into the SWRRF and are used for all costs associated with the collection, disposal, and recycling of solid waste. Further, these revenues can be used for the payment of principal and interest on both existing and future revenue bonds for the above listed activities that are eligible for funding from bond proceeds.

BUDGET HIGHLIGHTS

- The City has not adjusted the Solid Waste Fee since 2009. The rate structure of \$36.32 per month for single-family dwellings and \$24.33 for multi-family dwellings is insufficient to support the cost providing these services. The subsidy provided by the General Fund in 2021-22 is \$73,141,023. The Bureau of Sanitation is working on a rate study to determine the fee level necessary to cover the cost of these services.
- Funding in the amount of \$8.7 million in the General City Purposes (GCP) is provided for the Lifeline Rate Program (\$6.1 million) and solid resources collection and disposal service (\$2.6 million) for other City departments and special events. Pursuant to Proposition 218, the General Fund is required to reimburse the SWRRF for providing subsidies for Lifeline customers and providing refuse collection services at City facilities and special events.
- Solid waste tip fees (or landfill disposal fees) and Material Recovery Facilities (MRF) fees for residential collection activity increased by \$20 million from \$71 million in 2019-20 to \$91 million in 2020-21. They will continue at \$91 million in 2021-22. As a result of China's National Sword Policy, which restricts waste and metal imports into the country, the MRF's costs for processing and marketing the City's recyclables has significantly increased. For administrative efficiency, tip fees for the Multi-family Bulky Item Program and other special funds are paid by SWRRF and reimbursed from those special funds.
- Funding in the amount of \$14 million for cash financing the Container Replacement Program (CRP) is continued in 2021-22. The CRP annually replaces approximately 215,000 worn, damaged, and lost residential containers. This funding also supports technology improvements for the container asset management system.

Solid Waste Resources Revenue Fund

		2020-21 Adopted Budget	2021-22 Proposed Budget
Balance Available, July 1		\$ 77,894,252	\$ 2,750,981
Receipts	California Beverage Reimbursement	500,000	500,000
	Central Recycling Transfer Station Fund	372,763	239,137
	Citywide Recycling Trust Fund	766,930	664,292
	General Fund – Overpayment of prior year related cost and Lifeline reimbursements	3,893,206	765,489
	Household Hazardous Waste Special Fund	160,721	100,880
	Solid Waste Fee Lifeline Rate Program	6,300,000	6,100,000
	Multi-Family Bulky Item Revenue Fund	1,758,737	1,492,013
	Reimbursement from Proprietary Departments	4,700,000	4,000,000
	Sale of Recyclables	100,000	100,000
	Reimbursement from Other Agencies	5,700,000	12,554,453
	Sale of Salvage Vehicles	200,000	200,000
	Solid Waste Fee	287,000,000	288,300,000
	State Grants	325,000	100,000
	Other Receipts	1,056,000	1,056,000
	Interest/Credits from Debt Service	300,000	300,000
	Interest	<u>1,700,000</u>	<u>270,000</u>
Total Receipts		<u>\$ 314,833,357</u>	<u>\$ 316,742,264</u>
Total Available Balance		<u>\$ 392,727,609</u>	<u>\$ 319,493,245</u>

Solid Waste Resources Revenue Fund

	2020-21 Adopted Budget	2021-22 Proposed Budget
DEPARTMENTAL APPROPRIATIONS		
Solid Waste Fee funds are provided to various City departments, offices, and bureaus for the cost of solid waste related activities.		
City Administrative Officer – Solid resources budget coordination.	\$ 73,477	\$ 81,540
City Attorney – Solid resources legal support.	465,010	518,269
City Clerk – Claims analysis and processing.	28,984	31,310
Emergency Management – Emergency preparedness coordination.	47,134	52,051
General City Purposes – Southern California Association of Governments membership, Clean and Green Job Program, and Discovery Cube educational services.	130,000	580,000
General Services – Maintenance and fuel of refuse collection fleet.	48,937,958	50,350,236
Information Technology Agency – 3-1-1 Call Center services and human resources and payroll project.	1,047,175	1,309,708
Liability Claims – Liability claim expenditures.	2,000,000	2,000,000
Mayor – Solid resources environmental sustainability coordination.	27,053	27,053
Personnel – Personnel services.	633,271	651,192
Board of Public Works – Accounting support.	264,111	292,024
Bureau of Sanitation – Operations and maintenance, excluding tip fees.	<u>109,359,608</u>	<u>104,223,924</u>
Subtotal Department Appropriations	\$163,013,781	\$160,117,307

Solid Waste Resources Revenue Fund

	2020-21 Adopted Budget	2021-22 Proposed Budget
SPECIAL PURPOSE FUND APPROPRIATIONS		
Arbitrage – Funds provided for the arbitrage costs, as needed, for outstanding revenue bonds.	\$ 40,000	\$ 40,000
Central Los Angeles Recycling and Transfer Station Community Amenities Fee – Funds are provided for financing community amenities within Council District 14.	550,000	550,000
Debt Administration – Funds are provided for the issuance and administration costs for revenue bonds.	12,000	12,000
Debt Service – Funds are provided for the payment of principal and interest on outstanding revenue bonds.	28,696,425	23,953,175
Department of Water and Power Fees – Funds are provided for the costs of billing and collection of the Solid Waste and Multi-family Bulky Item fees.	1,315,200	1,315,200
Neighborhood Empowerment Fund – Funds are provided to reimburse the Department of Neighborhood Empowerment for one position that conducts outreach at Neighborhood Councils.	60,445	60,445
Public Works – Sanitation Expense and Equipment – Funds are provided for non-capital expenses and equipment for the Bureau of Sanitation, which include tip fees, container replacements, and minor facility repairs.	113,823,671	113,823,671
Utilities – Funds are provided to pay for water and electricity expenses at Solid Resources facilities. These expenses were previously paid out of the Citywide Water and Electricity Fund.	1,000,000	1,000,000
Reimbursement of General Fund Costs – Funds are provided to reimburse the General Fund for fringe and central services indirect costs. The subsidy provided by the General Fund in 2021-22 is \$73,141,023.	<u>84,216,087</u>	<u>18,621,447</u>
Subtotal Special Purpose Fund Appropriations	\$ 229,713,828	\$ 159,375,938
TOTAL APPROPRIATIONS	<u>\$ 392,727,609</u>	<u>\$ 319,493,245</u>

SPECIAL GAS TAX IMPROVEMENT FUND

BASIS FOR THE PROPOSED BUDGET

The 2021-22 Proposed Budget for the Special Gas Tax Improvement (Gas Tax) Fund relates to current year funding as follows:

	Amount	% Change
2020-21 Adopted Budget	\$ 98,455,799	
2021-22 Proposed Budget	\$ 111,777,330	
Change from 2020-21 Budget	\$ 13,321,531	13.5%

The Gas Tax Fund receives monies from the State's Excise Tax on the sale of gasoline and from federal reimbursements through the Surface Transportation Program - Local. Funding to the cities and counties is apportioned through various formulas in accordance with Streets and Highways Code Sections 2103, 2105, 2106, and 2107 and through annual federal legislation relative to the Surface Transportation Program as follows.

- Section 2103: Revenues equal to 17.3 cents per gallon of gasoline. Allocation to cities is based on population.
- Section 2105: Allocates 11.5 percent of the tax revenues in excess of 9 cents per gallon among cities and counties based on population.
- Section 2106: Revenues equal to 1.04 cents per gallon, with allocations to the State's Active Transportation Program, the 58 counties, and the 481 eligible cities. Each city is allocated \$400/month. After various allocations, the remaining funds are allocated to counties and cities.
- Section 2107: Revenues equal to \$1.314 cents per gallon of gasoline, 1.8 cents per gallon of diesel, and 2.59 cents per gallon of liquefied petroleum gas. Funds are distributed to the City primarily based on population.

The allowable use of gas tax funds include the following:

- a) The research, planning, construction, improvement, maintenance, and operation of public streets and highways and public mass transit guideways, their related facilities, the payment for property taken or damaged for those purposes, and the associated administrative costs. Ineligible costs include maintenance and operating costs for mass transit power systems and mass transit passenger facilities, vehicles, equipment, and service.
- b) The payment of principal and interest on voter-approved bonds issued for eligible purposes.

BUDGET HIGHLIGHTS

- Bureau of Street Lighting: Funds are provided for the design, installation, and maintenance of street lights to enhance public safety
- Bureau of Street Services: Funds are provided for the Pavement Preservation Program and Street Maintenance Program to prevent further deterioration in the overall condition of the City street system. Funds are also provided for street sweeping of improved roadways to maintain clean conditions.
- Department of Transportation: Funds are provided for the design and installation of pavement, curb and traffic markings on repaved streets and the maintenance of traffic safety signs to ensure vehicular safety.

Special Gas Tax Improvement Fund

	2020-21 Adopted Budget	2021-22 Proposed Budget
REVENUE		
Cash Balance Available, July 1	\$ 6,017,052	\$ 1,609,083
Less: Prior Year's Unexpended Appropriations	<u>6,017,052</u>	<u>1,609,083</u>
Balance Available, July 1	\$ -	\$ -
Receipts		
Federal Grants	-	50,000
State Gasoline Tax Section 2103	31,638,350	36,417,369
State Gasoline Tax Section 2105	20,511,883	23,610,629
State Gasoline Tax Section 2106	11,515,133	13,254,504
State Gasoline Tax Section 2107	24,505,433	28,206,828
General Fund	50,000	-
Lease and Rental Fees	35,000	38,000
Surface Transportation Program (STP)	10,000,000	10,000,000
Interest	<u>200,000</u>	<u>200,000</u>
Total Receipts	\$ <u>98,455,799</u>	\$ <u>111,777,330</u>
Total Available Balance	<u>\$ 98,455,799</u>	<u>\$ 111,777,330</u>

Special Gas Tax Improvement Fund

	2020-21 Adopted Budget	2021-22 Proposed Budget
DEPARTMENTAL APPROPRIATIONS		
General Services - Funds are provided for materials testing, supply management, and fleet maintenance support for street projects.	\$ 2,223,565	\$ 2,540,316
Public Works		
Board of Public Works - Funds are provided for accounting support.	241,770	288,431
Bureau of Contract Administration - Funds are provided for construction inspection services for street projects.	411,807	485,810
Bureau of Engineering - Funds are provided for design, construction management, survey support, and administrative support for street projects.	4,114,049	4,690,175
Bureau of Street Lighting - Funds are provided to support traffic signal installation and for street lighting maintenance and repair.	3,197,164	3,460,511
Bureau of Street Services - Funds are provided for street sweeping, the Pavement Preservation Program, and other street projects.	44,166,436	55,181,105
Transportation - Funds are provided for striping of streets, the maintenance of traffic signals, and support for street projects.	\$ 4,008,334	\$ 4,212,230
Subtotal Departmental Appropriations	<u>\$ 58,363,125</u>	<u>\$ 70,858,578</u>
SPECIAL PURPOSE FUND APPROPRIATIONS		
Capital and Technology Improvement Expenditure Program – Physical Plant - Funds are provided to address street related projects.	500,000	450,000
Concrete Streets - Funds are provided for the reconstruction of concrete streets Citywide.	-	100,000
Reimbursement of General Fund Costs - Funds are provided to reimburse the General Fund for fringe, central services, and department administration and support.	39,592,674	40,368,752
Subtotal Special Purpose Fund Appropriations	<u>\$ 40,092,674</u>	<u>\$ 40,918,752</u>
TOTAL APPROPRIATIONS	<u>\$ 98,455,799</u>	<u>\$ 111,777,330</u>

THIS PAGE INTENTIONALLY LEFT BLANK

SPECIAL PARKING REVENUE FUND

BASIS FOR THE PROPOSED BUDGET

The 2021-22 Proposed Budget for the Special Parking Revenue Fund (SPRF) relates to current year funding as follows:

	Amount	% Change
2020-21 Adopted Budget	\$ 55,959,138	
2021-22 Proposed Budget	\$ 57,001,201	
Change from 2020-21 Budget	\$ 1,042,063	1.9%

The Special Parking Revenue Fund (SPRF) receives all monies collected from parking meters and City-owned parking lots in the City in accordance with Division 5 of the Los Angeles Administrative Code. The SPRF has been used for the following purposes: (1) the purchase, lease, installation, maintenance, operation, and regulation of parking meters and metered spaces; (2) the collection of meter revenue and related expenses; (3) the purchase, improvement, and operation of off-street parking facilities; (4) the painting and marking of streets and curbs required for the parking of motor vehicles within parking meter zones; (5) the repayment of borrowed City funds; and (6) the payment of debt service costs incurred for off-street parking facilities. The City also may establish surplus funding which may be transferred to the Reserve Fund for general governmental purposes after paying, or setting aside, funding for the cost of operations and maintenance of eligible activities.

BUDGET HIGHLIGHTS

The 2021-22 Proposed Budget reflects:

- Funding for maintenance of City-owned surface lots and parking garages.
- Funding for parking studies to be completed in areas throughout the City.
- Funding for the purchase and installation of upgraded parking meters and pay stations to replace older models.
- Funding for full reimbursement of General Fund related costs.

	2020-21 Adopted Budget	2021-22 Proposed Budget
Balance Available, July 1	\$ 7,000,000	\$ 29,278,286
Less: Prior Year's Unexpended Appropriations	6,809,294	27,425,505
Adjusted Balance	190,706	1,852,781
Revenue: Hollywood and Highland Lot 745	13,800,000	6,506,000
Lease and Rental Fees	726,000	898,000
Parking Fees	386,000	33,000
Parking Lots	10,200,000	5,856,000
Parking Meters	57,500,000	48,455,000
Other Receipts	110,000	245,000
Interest	767,000	1,632,000
Total Adjusted Balance and Revenue	\$ 83,679,706	\$ 65,477,781
Less: Surplus Transfer to Reserve Fund	\$ 27,720,568	\$ 8,476,580
Total Available Balance	\$ 55,959,138	\$ 57,001,201

Special Parking Revenue Fund

	2020-21 Adopted Budget	2021-22 Proposed Budget
--	------------------------------	-------------------------------

DEPARTMENTAL APPROPRIATIONS

Transportation - Overtime funding is provided for maintenance of City-owned parking facilities and meters. This streamlines the administrative process and the need to transfer funds during the year.	\$ 394,600	\$ 394,600
---	------------	------------

Subtotal Departmental Appropriations

	\$ 394,600	\$ 394,600
--	-------------------	-------------------

SPECIAL PURPOSE FUND APPROPRIATIONS

Blossom Plaza Easements and Improvements - Funds were provided for the use of easements and improvements at the Blossom Plaza parking garage.	146,500	--
--	---------	----

Capital Equipment Purchases - Funds are provided for the replacement of electronic locks for parking meters, replacement of new single-space meters at commercial loading zones, spare meters, and the upgrade of new pay stations for new parking meter zones and off-street facilities.	5,500,000	5,800,000
--	-----------	-----------

Collection Services - Funds are continued for parking meter collection services. A contractor currently services individual meters, multi-space meters, and off-street pay stations.	3,000,000	3,000,000
---	-----------	-----------

Contractual Services - Funds are continued for lot operation agreements, asset development and expansion studies, recurring and new meter technology, communication and credit card processing costs, anticipated parking occupancy tax receipts to be remitted to the Office of Finance, and the lease and maintenance of single-space parking meters.	23,000,000	23,000,000
--	------------	------------

Maintenance, Repair, and Utility Service for Off-Street Parking Lots - Funds are continued for recurring costs (security, sweeping, lighting, landscape maintenance, and debris removal on lots and utilities) and non-recurring costs (repair of wheel stops, walls, signs, potholes, gates, fences, slurry seal, and resurfacing). Landscaping services encompass all surface lots, and funding is provided to prevent service lapses and address safety hazards in a timely manner.	2,500,000	2,500,000
---	-----------	-----------

Miscellaneous Equipment - Funds are continued for administrative equipment and office supplies.	60,000	60,000
--	--------	--------

Parking Facilities Lease Payments - Funds are continued for payments on leased parking facilities throughout the City.	360,000	360,000
---	---------	---------

Parking Meter and Off-Street Parking Administration - Funds are provided for staff performing parking administration services.	6,109,262	6,208,604
---	-----------	-----------

Parking Studies - Funds are continued for various parking studies throughout the City.	500,000	500,000
---	---------	---------

Special Parking Revenue Fund

	2020-21 Adopted Budget	2021-22 Proposed Budget
Replacement Parts, Tools, and Equipment - Funds are continued for the purchase of parts, supplies, and tools needed to repair and maintain electronic parking meters.	1,400,000	1,400,000
Travel and Training - Funds were provided for annual parking-related conferences, exhibits, and work-related training.	32,000	--
Subtotal Special Purpose Fund Appropriations	<u>\$ 42,607,762</u>	<u>\$ 42,828,604</u>

GENERAL FUND REIMBURSEMENTS

Reimbursement of General Fund Costs - Funds are provided to reimburse the General Fund for fringe, central services, and department administration and support.	6,517,231	7,365,267
Capital Finance Administration Fund - Funds are provided to cover debt service on Municipal Improvement Corporation of Los Angeles (MICLA) bonds issued for the Vine Street Garage, the Aiso Street Garage, and the Hollywood and Highland Parking Garage.	6,439,545	6,412,730
Subtotal General Fund Reimbursements	<u>\$ 12,956,776</u>	<u>\$ 13,777,997</u>
TOTAL APPROPRIATIONS	<u>\$ 55,959,138</u>	<u>\$ 57,001,201</u>

THIS PAGE INTENTIONALLY LEFT BLANK

STORMWATER POLLUTION ABATEMENT FUND

BASIS FOR THE PROPOSED BUDGET

The 2021-22 Proposed Budget for the Stormwater Pollution Abatement (SPA) Fund relates to current year funding as follows:

	Amount	% Change
2020-21 Adopted Budget	\$ 34,698,695	
2021-22 Proposed Budget	\$ 34,498,746	
Change from 2020-21 Budget	\$ (199,949)	(0.6%)

Adopted in August 1990, the SPA charge imposes a fee on all properties in the City based on stormwater runoff and pollutant loading associated with property size and land use. The charge is collected by the Los Angeles County Assessor on the annual property tax bill and annual receipts are approximately \$28.4 million. SPA funds are used to treat and abate stormwater under the guidelines and regulations set forth by the United States Environmental Protection Agency (U.S. EPA) for stormwater discharges from large municipal storm drain systems. The SPA Fund supports the cost of stormwater-related activities in various City departments and also funds the construction of flood control and pollution abatement projects.

The State of California, Regional Water Quality Control Board, Los Angeles Region (Regional Board) regulates the treatment and abatement of stormwater through a National Pollutant Discharge Elimination System (NPDES) Municipal Separate Storm Sewer System (MS4) Permit. This Permit is issued to agencies that operate their municipal storm drain systems. The Regional Board's last Permit to the City became effective on December 28, 2012. A new MS4 Permit is currently being negotiated and is expected to be effective by December 2021.

The MS4 Permit is one of the regulatory tools the Regional Board uses to enforce oversight of Total Maximum Daily Loads (TMDLs), which limit the maximum amount of a pollutant that a water body can receive and still meet water quality standards. The City is currently subject to 22 TMDLs, but more TMDLs will be issued to the City by the Regional Board and the U.S. EPA in the next five years. The MS4 Permit also provides for the development and implementation of Enhanced Watershed Management Programs (EWMPs) that outline strategies, watershed control measures, and implementation schedules to ensure compliance with the MS4 Permit and all TMDLs.

REVENUE

The City has not adjusted the SPA charge since 1993. The rate structure of \$1.92 per month for a typical single-family residential parcel is not sufficient to support the cost of implementing the current NPDES MS4 Permit requirements. With the passage of Measure W, additional funds are now available to support the City's cost to implement water quality projects to meet these requirements. Going forward, it is expected that SPA will be used to support the City's flood control program, enforcement of illicit discharge activities, and stormwater education and Measure W will be used to fund water quality projects identified in the EWMPs to comply with TMDL requirements as well as the operation and maintenance of completed water quality projects.

BUDGET HIGHLIGHTS

- Funds are provided for non-capital expenses associated with maintaining the NPDES MS4 Permit.
- Funds are provided for stormwater capture projects that are in collaboration with the Los Angeles Department of Water and Power.

Stormwater Pollution Abatement Fund

	2020-21 Adopted Budget	2021-22 Proposed Budget
Balance Available, July 1	\$ 12,081,215	\$ 5,927,139
Less: Prior Year's Unexpended Appropriations	<u>9,125,000</u>	<u>3,038,120</u>
Adjusted Balance	\$ 2,956,215	\$ 2,889,019
Receipts: Developer Plan Review Fee	\$ 1,950,000	1,930,000
Interest	200,000	250,000
Reimbursements from Other Agencies and Funds	1,192,480	1,029,727
Stormwater Pollution Abatement Charge	<u>28,400,000</u>	<u>28,400,000</u>
Total Receipts	<u>\$ 31,742,480</u>	<u>\$ 31,609,727</u>
Total Available Balance	<u><u>\$ 34,698,695</u></u>	<u><u>\$ 34,498,746</u></u>

Stormwater Pollution Abatement Fund

	2020-21 Adopted Budget	2021-22 Proposed Budget
DEPARTMENTAL APPROPRIATIONS		
Funds are provided to various City departments, offices, and bureaus to support the cost of stormwater related activities.		
General Services – Fleet maintenance and fuel costs.	\$ 441,455	\$ 480,928
Mayor – Policy development for City’s environmental sustainability plan.	27,053	27,053
Personnel – Human resources support services.	42,161	46,727
Public Works		
Board – General oversight of the Department of Public Works and direct management of accounting and personnel functions.	78,400	94,256
Contract Administration – Construction inspection services.	309,141	365,128
Engineering – Design and construction management services.	3,387,901	3,626,125
Sanitation – Planning, operational, monitoring, and coordination services for NPDES MS4 Permit compliance.	12,324,647	13,157,007
Street Services – Street sweeping and catch basin repair.	5,401,816	5,554,718
Subtotal Departmental Appropriations	\$ 22,012,574	\$ 23,351,942
CAPITAL AND TECHNOLOGY IMPROVEMENT EXPENDITURE PROGRAM (CTIEP)		
CTIEP Physical Plant. In 2021-22, funding for flood control projects will be provided by the General Fund or other special funds.	\$ 918,332	\$ --
Subtotal Capital and Technology Improvement Expenditure Program	\$ 918,332	\$ --
SPECIAL PURPOSE FUND APPROPRIATIONS		
Expense and Equipment. Funds are provided for the cost of renewing the City’s NPDES MS4 Permit.	\$ 1,468,625	\$ 330,000
Media Tech Center. Funds are provided for payment of the fund’s proportionate share of lease costs and tenant improvements for the Media Tech Center, which is occupied by the Bureau of Sanitation Watershed Protection Division, Inspection Group.	200,000	262,510
NPDES MS4 Permit Compliance. Funds are provided for non-capital expenses associated with NPDES MS4 compliance.	497,000	1,780,000
On-Call Contractors (Emergency Funds). Funds are provided for on-call contractors for emergency storm drain projects. On-call contractors repair damaged and/or non-functional storm drainage facilities and protect properties from storm damage.	4,798,565	2,787,321

Stormwater Pollution Abatement Fund

	2020-21 Adopted Budget	2021-22 Proposed Budget
Operation and Maintenance - TMDL Compliance Projects. Funds are provided for contractors to perform specialized maintenance for stormwater projects.	--	80,000
Payment for Sewer Construction Maintenance Fund Loan. Funds are provided for principal and interest amounts.	--	356,973
San Fernando Valley Stormwater Capture Projects. Funds are provided for stormwater projects in collaboration with the Los Angeles Department of Water and Power that are located in the San Fernando Valley.	--	4,000,000
Sanitation Contracts. Funds are provided for the City's annual share of operation and maintenance costs for the stormwater public education program (\$400,000), illicit discharge cleanup (\$850,000), and regulatory support (\$300,000) contracts.	1,820,000	1,550,000
Reimbursement of General Fund Costs. Funds were provided to reimburse the General Fund for fringe benefits, central services, and department administration and support. The subsidy provided by the General Fund in 2021-22 is \$17,357,153.	2,983,599	--
Subtotal Special Purpose Fund Appropriations	<u>\$ 11,767,789</u>	<u>\$ 11,146,804</u>
TOTAL APPROPRIATIONS	<u><u>\$ 34,698,695</u></u>	<u><u>\$ 34,498,746</u></u>

STREET DAMAGE RESTORATION FEE SPECIAL FUND

BASIS FOR THE PROPOSED BUDGET

The 2021-22 Proposed Budget for the Street Damage Restoration Fee Special Fund relates to current year funding as follows:

	Amount	% Change
2020-21 Adopted Budget	\$ 54,111,374	
2021-22 Proposed Budget	\$ 56,091,488	
Change from 2020-21 Budget	\$ 1,980,114	3.7%

The Street Damage Restoration Fee Special Fund was created by Council action to receive revenues from the Street Damage Restoration Fee. The Fee was established in 1998 to reimburse the City for damage to City streets caused by excavations or other work performed by any entity, including City agencies, required to obtain a permit for the performance for this work. The funds are to be used only for asphalt streets, as work on concrete streets, private streets, and alleys is not subject to the Fee. The eligible uses for the funds consist of:

Construction

- Street maintenance, resurfacing, repair, and reconstruction.

Support

- Laboratory fees, testing, materials, and engineering.
- Salaries and overhead associated with these items.

	2020-21 Adopted Budget	2021-22 Proposed Budget
Balance Available, July 1	\$ 36,374	\$ 966,488
Street Damage Restoration Fee	51,000,000	52,000,000
Sewer Construction and Maintenance Fund	3,000,000	3,000,000
Interest	75,000	125,000
Total Revenue	<u>\$ 54,111,374</u>	<u>\$ 56,091,488</u>

	2020-21 Adopted Budget	2021-22 Proposed Budget
DEPARTMENTAL APPROPRIATIONS		
General Services – Funds are provided for materials testing and fleet services support for the Pavement Preservation Program and Failed Streets Reconstruction Program.	\$ 7,278,330	\$ 7,532,618
Information Technology Agency – Funds are provided for the implementation of a centralized human resources and payroll system.	4,715	19,900
Personnel – Funds are provided for human resources support.	165,550	181,626
Public Works		
Bureau of Engineering – Funds are provided for survey support and monument preservation for the Pavement Preservation Program and Failed Streets Reconstruction Program.	641,193	640,229
Bureau of Street Services – Funds are provided for the Pavement Preservation Program and Failed Streets Reconstruction Program to prevent further deterioration in the overall condition of the City street system. Funds are also provided to complete pothole repair requests.	37,953,421	40,887,509
Transportation – Funds are provided for striping and mark-out crews to support the Failed Streets Reconstruction Program.	464,391	367,359
Subtotal Departmental Appropriations	<u>\$ 46,507,600</u>	<u>\$ 49,629,241</u>
SPECIAL PURPOSE FUND APPROPRIATIONS		
Capital and Technology Improvement Expenditure Program – Funds were provided for design and construction of a failed street.	\$ 219,678	\$ -
Failed Streets Reconstruction – Funds were provided for the reconstruction of failed streets across the City.	1,584,304	-
Reimbursement of General Fund Costs – Funds are provided to reimburse the General Fund for fringe benefits, central services, and department administration and support.	5,799,792	6,462,247
Subtotal Special Purpose Fund Appropriations	<u>\$ 7,603,774</u>	<u>\$ 6,462,247</u>
TOTAL APPROPRIATIONS	<u>\$ 54,111,374</u>	<u>\$ 56,091,488</u>

TELECOMMUNICATIONS LIQUIDATED DAMAGES AND LOST FRANCHISE FEES FUND

TELECOMMUNICATIONS DEVELOPMENT ACCOUNT

BASIS FOR THE PROPOSED BUDGET

The 2021-22 Proposed Budget for the Telecommunications Development Account (TDA) relates to current year funding as follows:

	Amount	% Change
2020-21 Adopted Budget	\$ 20,341,736	
2021-22 Proposed Budget	\$ 7,664,323	
Change from 2020-21 Budget	\$ (12,677,413)	(62.3)%

Historically, the TDA was primarily funded by cable television franchise fees. The cable television franchise fee is a payment to the City for the use of City streets and rights-of-way. It is calculated at the rate of five percent of gross revenue received by the cable companies. While the receipts generated by these fees are unrestricted, pursuant to Los Angeles Administrative Code (LAAC) Section 5.97, the City divides the telecommunications franchise fees between the TDA and the General Fund, with 40 percent of all funds received or collected deposited into the TDA and the remaining 60 percent deposited into the General Fund. Pursuant to the LAAC, TDA franchise fee funding may be used for Public, Educational, and Government (PEG) access programming and other telecommunications uses. The five percent franchise fee funding can also be transferred to the General Fund to be used for other purposes.

Consistent with the City's Financial Policies, which stipulate that "unrestricted General Fund revenue streams shall not be designated as restricted or special funds," the 2021-22 Proposed Budget proposes that LAAC Section 5.97 be amended to deposit 100 percent of the cable television franchise fee revenue to the General Fund. Revenue to and expenditures from the TDA are therefore reduced in 2021-22 due to the elimination of cable television franchise fee receipt deposits into the Fund. No services or positions are eliminated as a result of this technical change, as all items previously funded by the TDA from these cable franchise fees will now be funded by the General Fund.

In addition to the five percent cable television franchise fee, the TDA also receives one percent of cable companies' gross receipts for capital costs related to PEG access programming. Pursuant to Council File 16-0022, a portion of these funds are eligible to be used for PEG operational, in addition to capital, costs. Funds from the PEG capital cost franchise fee that are not appropriated for specific purposes are held in a reserve account. There is no change to the administration of these PEG access programming fee receipts proposed in the 2021-22 Proposed Budget.

REVENUE	2020-21 Adopted	2021-22 Proposed
Cash Balance, July 1	\$ 35,582,590	\$ 34,292,102
Less:		
Prior Years' Unexpended Appropriations	33,710,854	32,700,779
Balance Available, July 1	\$ 1,871,736	\$ 1,591,323
Receipts:		
Franchise Fees	12,361,000	--
PEG Access Capital Franchise Fees	6,074,000	6,073,000
Miscellaneous Receipts	35,000	--
Total Revenue	\$ 18,470,000	\$ 6,073,000
Telecommunications Development Account Available Funds	\$ 20,341,736	\$ 7,664,323

APPROPRIATIONS	2020-21 Adopted	2021-22 Proposed
City Attorney - Funds are provided to the Office of the City Attorney for legal services in support of TDA functions. In 2020-21 funding was provided by cable television franchise fee receipts, and in 2021-22 funding will be provided by the General Fund.	\$ 187,078	\$ --
City Clerk - Funds are provided to the Office of the City Clerk to provide technical support of online resources related to government access programming content for L.A. CityView Channel 35. In 2020-21 funding was provided by cable television franchise fee receipts, and in 2021-22 funding will be provided by the General Fund.	309,927	--
General Services (GSD) - Funds are provided to GSD for building leases and related services.	196,235	196,235
Information Technology Agency (ITA)		
PEG Access Programming - Funds are provided to ITA for the salaries and expenses of employees supporting PEG access functions.	1,324,034	1,323,368
Telecommunications Uses - Funds are provided to ITA for various telecommunications expenditures including the salaries and expenses of employees supporting the 3-1-1 Call Center. In 2020-21 funding was provided by cable television franchise fee receipts, and in 2021-22 funding will be provided by the General Fund.	9,057,421	--
Public Works Bureau of Engineering (BOE) - Funds are provided to BOE to continue support for project management work on the Channel 35 Studio Relocation Project.	86,038	100,289
Cable Franchise Oversight - Funds are provided for franchise fee auditing and outside legal counsel in the field of cable and telecommunications franchising law. In 2020-21 funding was provided by cable television franchise fee receipts, and in 2021-22 funding will be provided by the General Fund.	289,750	--
Grants to Third Parties (Citywide Access Corporation) - Funds are provided for Channel 36 capital equipment items funded by PEG capital cost franchise fees.	505,000	505,000
L.A. CityView Channel 35 Operations - Funds are provided for contractual services for municipal programming, closed captioning services and press room tapings (\$850,000), operating supplies for videotapes and the production of Channel 35 programming (\$72,000), general liability and automobile insurance for City vehicles driven by Channel 35 contractors (\$125,000), contractor services (\$350,000), connectivity between the Little Tokyo and City Hall Studios (\$50,000), social media content production and scripted programming (\$278,620), airing of Fire and Police Commission meetings (\$60,000), maintenance of High Definition equipment (\$28,000), routine replacement of studio equipment (\$252,011), and the City News service subscription (\$15,000).	2,166,996	2,080,631
PEG Access Capital Costs (Restricted) - Funds are provided for capital costs for the Channel 35 studio.	1,422,892	--
Reimbursement of General Fund Costs - Funds are provided to reimburse the General Fund for employer contributions to health and retirement plans and Citywide and departmental overhead costs for employees supporting TDA functions.	4,796,365	3,458,800
TOTAL APPROPRIATIONS	<u>\$20,341,736</u>	<u>\$ 7,664,323</u>

UNAPPROPRIATED BALANCE

BASIS FOR THE PROPOSED BUDGET

The 2021-22 Proposed Budget for the Unappropriated Balance relates to current year funding as follows:

	Amount	% Change
2020-21 Adopted Budget	\$ 89,869,881	
2021-22 Proposed Budget	\$ 188,037,474	
Change from 2020-21 Budget	\$ 98,167,593	109.2%

In accordance with Charter Section 312, the Unappropriated Balance provides funds for appropriations after the budget adoption to meet contingencies as they arise. Specific funding, personnel, equipment, and/or procedures cannot be adequately defined for contingencies that occur during the fiscal year. By recognizing such contingencies in the Unappropriated Balance, start-up funding is provided. Use of monies in the Unappropriated Balance is subject to approval of specific reports and recommendations to the Mayor and Council.

	2020-21 Adopted Budget	2021-22 Proposed Budget
1. Accessible Housing Program Retrofit Contracts	\$ 2,000,000	2,000,000
2. Animal Sterilization Trust Fund.....	--	1,100,000
3. Census 2020/Redistricting Commission	--	1,500,000
4. Community Initiatives	--	14,000,000
5. Community Investment and Opportunity Department.....	250,000	--
6. Comprehensive Cleaning and Rapid Engagement (CARE&CARE+) Teams	--	8,500,000
7. Discovery Cube Los Angeles (DCLA)	500,000	--
8. Equipment, Expenses, and Alterations & Improvements	5,044,725	4,544,725
9. Fire Department Compensation Adjustments	--	8,270,000
10. General	50,000	50,000
11. General Municipal Elections 2020.....	13,000,000	--
12. Ground Emergency Medical Transport QAF Program	6,700,000	6,700,000
13. Homeless Engagement Teams	--	4,224,465
14. Homeless Engagement Teams (CARE and CARE+)	--	1,961,359
15. Human Resources and Payroll System Contingency	--	1,000,000
16. June 2022 County Election Expenses	--	15,000,000
17. Land Mobile Radio Site Infrastructure Upgrades	3,022,610	--
18. Los Angeles County Metropolitan Transportation Authority	--	36,489,432
19. Mental Health Services Support.....	--	2,200,000
20. Mutual Aid.....	3,000,000	3,000,000
21. Office of Petroleum and Natural Gas	--	500,000
22. Office of Public Accountability	750,000	750,000
23. Outside Counsel including Workers' Compensation	1,500,000	1,500,000
24. Personnel Related Cybersecurity Measures	300,000	300,000
25. Police Department Sworn Overtime – Cash Payout	5,000,000	5,000,000
26. Public Works Trust Fund Loan Repayment.....	--	970,000
27. Repayment for Community Development Block Grant Projects	2,344,546	--
28. Repayment to the U.S. Department of Housing	--	258,563
29. Reserve for Extraordinary Liability	--	20,000,000
30. Reserve for Mid-Year Adjustments	30,060,000	12,500,000
31. Self-Contained Breathing Apparatus.....	--	21,000,000
32. Tree Planting	--	2,000,000

33. Zoo and El Pueblo Revenue Shortfalls	16,348,000	10,718,930
34. Zoo Wi-Fi	--	2,000,000
Total	<u>\$89,869,881</u>	<u>\$ 188,037,474</u>

Accessible Housing Program Retrofit Contracts - \$2,000,000. Funding is set aside to pay for architectural and construction services related to retrofitting covered properties to meet standards in the Corrected Settlement Agreement and the Voluntary Compliance Agreement. Funding is provided by the Accessible Housing Fund.

Animal Sterilization Trust Fund - \$1,100,000. Funding is set aside as a contingency for the Animal Services Department to issue low- and no-cost spay and neuter vouchers (\$550,000) and to provide funding for the Community Cat program (\$550,000).

Census 2020/Redistricting Commission - \$1,500,000. Funding is set aside to pay for the salaries, contractual services, and administrative expenses of the Los Angeles City Council Redistricting Commission and LAUSD Redistricting Commission.

Community Initiatives - \$14,000,000. Funding is set aside for the following community initiatives: Public Safety Alternatives (\$10,000,000) for exploring various law enforcement alternatives; Sidewalk Vending (\$500,000) for targeted vendor education and outreach to be done in neighborhoods that have historically been disinvested in and that have a thriving vendor community; Climate Emergency Community Outreach (\$500,000) for outreach and community engagement for climate emergency; and Basic Income Guaranteed (\$3,000,000) for research, design, and implementation of the Basic Income Guaranteed program.

Comprehensive Cleaning and Rapid Engagement (CARE&CARE+) Teams - \$8,500,000. Funding is set aside for the salaries to deploy two CARE+ teams for nine-months, two CARE+ teams for six-months, three CARE+ teams for three-months, and four Program Management positions for nine-months in the Bureau of Sanitation. The crews' duties include keeping the City sidewalks and other public areas safe, clean, sanitary, and accessible, removing abandoned waste from the public right-of-way, and cleaning homeless encampments.

Equipment, Expenses, and Alterations & Improvements - \$4,544,725. Funding is set aside as a contingency to address necessary adjustments to accounts.

Fire Department Compensation Adjustments - \$8,270,000. Funding is set aside as a contingency to address recently negotiated sworn Fire Department Memorandum of Understanding bonuses.

Ground Emergency Medical Transport QAF Program - \$6,700,000. Funding is set aside for the quarterly payments and related contractual services cost for the Ground Emergency Medical Transport QAF Program.

Homeless Engagement Teams - \$4,224,465. Nine-months of funding is set aside for Homeless Engagement Teams (HETs) to conduct direct outreach, in conjunction with Bureau of Sanitation's CARE and CARE+ teams, to unsheltered homeless individuals who typically do not seek shelter or service programs on their own initiative. This outreach facilitates better access to City and County homeless resources, including the Coordinated Entry System.

Homeless Engagement Teams (CARE and CARE+) - \$1,961,359. Nine-months of funding is set aside for HETs to conduct direct outreach, in conjunction with Police Department CARE and CARE+ teams, to unsheltered homeless individuals who typically do not seek shelter or service programs on their own initiative. This outreach facilitates better access to City and County homeless resources, including the Coordinated Entry System.

Human Resources and Payroll System Contingency - \$1,000,000. Funding is set aside as a contingency for unanticipated costs to ensure the successful completion of the Human Resources and Payroll (HRP) Project. Funding totaling \$14.2 million for the HRP project is included in the Information Technology Agency budget.

June 2022 County Election Expenses - \$15,000,000. Funding is set aside for the June 2022 Primary Nomination Election for three Citywide offices, eight odd-numbered City Council Districts, and three even-numbered board elections for the Los Angeles Unified School District (LAUSD), which will be consolidated with the Los Angeles County Registrar-Recorder/County Clerk's (County) Statewide Elections.

Los Angeles County Metropolitan Transportation Authority - \$36,489,432. Funding is set aside for six months of front funding for the Police Department to provide policing of critical Los Angeles County Metropolitan Transportation Authority (Metro) infrastructure, bus, and rail lines from January 1, 2022 through June 30, 2022, pending potential actions by the Metro Board to reimagine Metro security services and increase funding for reimbursements to the City.

Mental Health Services Support - \$2,200,000. Funding is set aside for mental health services support and associated costs of various pilot programs.

Mutual Aid Overtime - \$3,000,000. Funding is set aside for sworn overtime for the Fire Department for mutual aid response for fire and disaster response needs outside of the City boundaries.

Office of Petroleum and Natural Gas - \$500,000. Funding is set aside to perform pipeline abandonment services for the Whittier Pipeline. The crude oil pipeline was formerly operated by Venoco and is now under the City's jurisdiction following Venoco's declaration of bankruptcy. Funding will be utilized to hire a contractor to properly abandon the pipeline per the State of California Geologic Energy Management Division (CalGEM) requirements. These requirements include, but are not limited to, notifying and coordinating with CalGEM of all abandonment plans, identifying any nearby groundwater, performing soil vapor and pipeline integrity tests, and cleaning and capping the pipeline with proper materials.

Office of Public Accountability - \$750,000. Funding is set aside for salaries, special studies, and other administrative expenses. Special studies will include, but are not limited to, expanded utility rate reviews, implementation of a Cost Benchmarking Study, and review of the 100-percent Renewable Energy Study. The Department of Water and Power will fully reimburse the City for these costs.

Outside Counsel including Workers' Compensation - \$1,500,000. Funding is set aside for the City Attorney to retain outside counsel to assist in litigation and transactional matters. The City Attorney retains outside firms when the type of litigation involved requires specialized expertise or where appropriate staffing resources are not available in-house. Funding is transferred from the Unappropriated Balance to the City Attorney budget during the fiscal year as needed, subject to the approval of the Mayor and City Council. This funding is separate from the \$4.35 million budgeted for law firms on the Attorney Conflicts Panel managed by the Office of the City Administrative Officer.

Personnel Related Cybersecurity Measures - \$300,000. Funding is set aside for the Personnel Department to work collaboratively with the Information Technology Agency to strengthen the City's cybersecurity.

Police Department Sworn Overtime – Cash Payout - \$5,000,000. Funding is set aside to meet Memorandum of Understanding requirements for the Police Department to pay up to 200 hours of banked overtime per officer for those who choose to participate in this program.

Public Works Trust Fund Loan Repayment - \$970,000. Funding is set aside for the repayment from the General Fund to the Public Works Trust Fund for a valuation study of the public right of way value for the Southern California Gas Company Franchise (\$370,000) and for expenses incurred as part a new Regional Procurement Portal that will replace the City's Current Business Assistance Virtual Network procurement system (\$600,000).

Repayment to the U.S. Department of Housing - \$258,563. Funding is set aside to repay the U.S. Department of Housing and Urban Development (HUD) for audit findings from previous Community Development Block Grant projects. The Council approved the use of General Fund dollars for the repayment on January 12, 2021 (C.F. 20-1303), and the Mayor concurred on January 22, 2021.

Reserve for Extraordinary Liability - \$20,000,000. Funding is set aside as a reserve for liability payouts resulting from judgments or settlements stemming from tort and/or tax cases.

Reserve for Mid-Year Adjustments - \$12,500,000. Funding is set aside to address shortfalls that may arise during 2021-22.

Self-Contained Breathing Apparatus - \$21,000,000. Funding is set aside for the replacement of the self-contained Breathing Apparatus System for the Fire Department. Of this amount, \$3,000,000 is contingent upon the receipt of a grant for this purpose.

Tree Planting - \$2,000,000. Funding is set aside for the Bureau of Street Services to plant an additional 1,900 trees in low canopy, low income neighborhoods.

Zoo and El Pueblo Revenue Shortfalls - \$10,718,930. Funding is set aside for the Zoo and El Pueblo to address revenue shortfalls that may occur as a result of closures or attendance reductions due to the COVID-19 pandemic.

Zoo Wi-Fi - \$2,000,000. Funding is set aside to establish and expand the Zoo's Wi-Fi and data network to support the Department's operations and provide a greater visitor experience.

WATER AND ELECTRICITY

BASIS FOR THE PROPOSED BUDGET

The 2021-22 Proposed Budget for Water and Electricity relates to current year funding as follows:

		Amount	% Change
2020-21 Adopted Budget	\$	47,657,834	
2021-22 Proposed Budget	\$	48,798,758	
Change from 2020-21 Budget	\$	1,140,924	2.4%

The 2021-22 Proposed Budget provides funding in the amount of \$5,844,183 and \$42,954,575 for water and electricity service charges, respectively, for a total appropriation of \$48,798,758. The Department of Recreation and Parks and the Bureau of Sanitation are billed directly and are not included in the Water and Electricity budget. The budget provides for a \$1,140,924 increase from 2020-21, which reflects various adjustments due to projected usage.

Subfunction	2020-21 Adopted Budget	2021-22 Proposed Budget
Lighting of Streets - Electricity is provided for public property lighting.	\$ 4,773,090	\$ 4,859,100
Aesthetic and Clean Streets and Parkways - Water is provided to clean streets and to water parkway landscaping.	903,649	927,504
Street and Highway Transportation - Electricity is furnished to the asphalt plants and service yards.	1,088,375	1,115,200
Educational Opportunities - Water and electricity are provided to the various libraries.	4,978,395	5,010,000
Public Buildings, Facilities, and Services - Water and electricity are provided to all public buildings maintained by the Department of General Services, including all fire and police stations.	35,914,325	36,886,954
TOTAL:	<u>\$ 47,657,834</u>	<u>\$ 48,798,758</u>

2021 TAX AND REVENUE ANTICIPATION NOTES

DEBT SERVICE FUND

BASIS FOR THE PROPOSED BUDGET

The 2021-22 Proposed Budget for the 2021 Tax and Revenue Anticipation Notes (TRAN) Debt Service Fund relates to current year funding as follows:

	2020-21 Adopted Budget	2021-22 Proposed Budget	% Change
Debt Service – Pension Fund	\$ 767,232,291	\$ 727,617,275	(5.2%)
Debt Service – Retirement Fund	543,298,868	592,421,083	9.0%
Debt Service – Cash Flow (Interest Only)	13,004,870	7,625,108	(41.4%)
Total Debt Service	\$ 1,323,536,029	\$ 1,327,663,466	0.3%

The 2021 TRAN Debt Service Fund is a special purpose fund established to pay debt service on notes issued to fund the City's annual contribution payments to the Fire and Police Pension Fund (Pension Fund) and the Los Angeles City Employees' Retirement System Fund (Retirement Fund) as well as to alleviate the short-term cash flow deficits occurring early in the fiscal year when certain taxes and revenues have not yet been received.

Part of the 2021-22 appropriation to the TRAN Debt Service Fund includes the payment of the entire debt service on notes issued in relation to the Pension and Retirement Funds. Issuance of these notes will permit the City to make the entire annual contribution to the Retirement Fund and the Pension Fund in July 2021. This early payment will allow both the Pension and Retirement Funds to earn additional interest that will be used to discount the required City contribution without reducing the Funds' annual receipts.

The appropriation of \$727.6 million in the Debt Service Fund is the estimated cost of repaying the entire principal and borrowing costs on the notes issued for the Pension Fund contribution for 2021-22.

The appropriation of \$592.4 million in the Debt Service Fund is the estimated cost of repaying the entire principal and borrowing costs on the notes issued for the Retirement Fund contribution for 2021-22. The special fund portion of the Retirement Fund contribution (\$129.0 million) will be paid by the proprietary departments (Airports and Harbor) and the pension systems (Los Angeles City Employees' Retirement System and Los Angeles Fire and Police Pensions). The contribution also reflects the true up adjustment for the prior fiscal year resulting from the reconciliation of budgeted covered payroll with actual covered payroll.

The Controller's Office has requested \$750 million in temporary cash flow borrowing. The issuance of these notes will permit the City to provide effective cash flow management for the City's General Fund. The principal portion of the TRAN for cash flow purposes has not been appropriated in the Budget, since this principal is treated as temporary borrowing rather than as expenditure. The cash flow appropriation of \$7.6 million is only for the interest portion of the debt service on the notes.

The principal and interest on the TRAN will be paid from the City's General Fund revenues set aside during the fiscal year. Issuance of the TRAN for the annual contribution payments to the Pension Fund and Retirement Fund, and for cash flow is combined to achieve efficiencies and will not contribute to the overall indebtedness of the City. The total savings from the early payment of the annual contribution payments to the Pension Fund and Retirement Fund is approximately \$42.5 million. After incorporating costs of issuance, the total net savings to the General Fund of issuing the TRAN is approximately \$28.2 million.

THIS PAGE INTENTIONALLY LEFT BLANK

2021-22 PROPOSED BUDGET SUMMARY OF PROPOSED ALTERATIONS AND IMPROVEMENTS

The Proposed Budget includes \$435,734 to continue support for the City's alterations and improvements, which are typically budgeted within the Department of General Services' (GSD) Construction Forces Division. Project highlights include: funding to maintain and repair portable emergency generators that act as reserve power for City facilities; funding for emergency repairs to ensure City facilities are code-compliant; funding for the abatement of health and safety issues such as mold, lead, and asbestos; funding for repairs and improvements such as paint, cabinetry, and office reconfiguration; funding to address electrical issues such as shortages, upgraded outlets, and wiring repairs; and, funding for improved accessibility in accordance with the Americans with Disabilities Act (ADA). Additional funding in the amount of \$2,606,586 is included for various improvements at Library facilities.

ALTERATIONS AND IMPROVEMENTS

General Categories:

Emergency Alterations and Improvements	\$ 139,435
Emergency Generator Maintenance and Repair	71,460
Imminent Hazard Abatement	52,288
Miscellaneous Repairs and Improvements	74,946
Ongoing Electrical Repair	43,574
Special ADA Projects	54,031
Subtotal General Categories	\$ 435,734

Department Specific Projects:

Library *	Branch libraries alterations and improvements	\$ 1,887,282
Library *	Central Library alterations and improvements	719,304
	Subtotal Department Projects	\$ 2,606,586
	Total 2021-22 Budget for Alterations and Improvement Projects	\$ 3,042,320

* Funding for the Library Department Alterations and Improvements is included as an appropriation within the Library budget and not included as an appropriation within GSD's budget. Funds may be transferred to GSD on an interim basis during the fiscal year.

THIS PAGE INTENTIONALLY LEFT BLANK

AMERICAN RESCUE PLAN

BASIS FOR THE PROPOSED BUDGET

The 2021-22 Proposed Budget includes \$677 million of fiscal recovery funds from the American Rescue Plan (ARP). This amount represents the second tranche allocation out of a total City allotment of \$1.354 billion. ARP expenditures relate to current year funding as follows:

Fiscal Recovery Funds	Amount
2020-21 Adopted Budget	\$ -
2021-22 Proposed Budget	\$ 677,224,158
Change from the 2020-21 Budget	\$ 677,224,158

Pursuant to the American Rescue Plan, in 2020-21 the federal government will send the City an initial tranche of \$677 million for broad fiscal recovery funds as well as an additional \$100 million in Homeless Assistance and Supportive Services Program (HASSP) funds. The Homelessness Budget exhibit, rather than this exhibit, incorporates the HASSP.

Congress approved the ARP on March 10, 2021, and President Biden signed it on March 11, 2021. The ARP provides multiple forms of relief to individuals, families, states, and local governments.

Fiscal Recovery Funds

The ARP provides a total of \$45.57 billion of fiscal recovery funds for metropolitan cities and distributes it using a modified Community Development Block Grant (CDBG) formula. Based on the information available, the City is eligible to receive \$1.354 billion. The Department of Treasury will distribute these funds in two tranches of 50 percent each, with the first tranche of \$677 million distributed in 2020-21 and the second tranche of \$677 million distributed in 2021-22. These amounts are estimates from the House Committee on Oversight and the U.S. Department of Treasury is in the process of refining the estimates for allocation to cities. The enacted legislation includes a December 31, 2024, deadline to expend these funds. The legislation defines eligible expenditures as follows:

- **(A) Responding to Economic Impacts:** To respond to the public health emergency with respect to the Coronavirus Disease 2019 (COVID-19) or its negative economic impacts, including assistance to households, small businesses, and nonprofits, or aid to impacted industries such as tourism, travel, and hospitality.
- **(B) Performance of Essential Work:** To respond to workers performing essential work during the COVID-19 public health emergency by providing premium pay to eligible workers of the metropolitan city, non-entitlement unit of local government, or county that are performing such essential work, or by providing grants to eligible employers that have eligible workers who perform essential work.
- **(C) Provisions of Government Services:** For the provision of government services to the extent of the reduction in revenue of such metropolitan city, non-entitlement unit of local government, or county due to the COVID-19 public health emergency relative to revenues collected in the most recent full fiscal year of the metropolitan city, non-entitlement unit of local government, or county prior to the emergency.
- **(D) Investments in water, sewer, or broadband infrastructure:** To make necessary investments in water, sewer, or broadband infrastructure.

In the face of an ongoing pandemic-related revenue slowdown, the 2021-22 Proposed Budget would have included significant service reductions in the absence of the ARP. The plain language reading of this legislation suggests that the City will have wide latitude in the use of these funds. Therefore, the 2021-22 Proposed Budget considers the full amount of the second tranche of ARP relief funds as General Fund revenue. General Fund revenue by its nature is flexible. Nonetheless, in order to illustrate the impacts of the ARP on the 2021-22 Proposed Budget, this exhibit presents a list of services and appropriations equivalent to the amount of the second tranche and categorized based on the four eligible expenditure categories in the legislation.

The U.S. Department of the Treasury is responsible for distributing ARP Fiscal Recovery Funds to cities and they are currently developing methods and guidance for the allocation and oversight process. If the Department of Treasury guidance restricts the ARP funds in a way that is inconsistent with the appropriation examples below, the City will need to reassess the proposed funding and adjust accordingly.

BUDGET HIGHLIGHTS

In 2020-21, the City anticipates to receive \$677 million from the first tranche of the City's ARP allocation. Pursuant to City Council and Mayor action as part of the 2020-21 Third Financial Status Report, the City intends to use these funds to replace lost revenues stemming from the COVID-19 emergency allowing the City to provide government services. A portion of these funds will revert to the Reserve Fund in as much as lost revenues also occurred in 2019-20.

Provision of Government Services

2020-21 Revised Budget

- **Revenue Replacement.** Funding required to balance 2020-21 Budget due to lost revenue and restore Reserve Fund levels. \$ 677,224,158

Provision of Government Services Total \$ 677,224,158

The 2021-22 ARP funds have enabled the 2021-22 Proposed Budget to fund the following appropriations and services, consistent with the corresponding eligible categories in the legislation, as follows:

	2021-22 Proposed Budget (Millions)	Tentative Legislative Eligibility Category
<u>COVID-19 Response and Recovery</u>		
• Capital and Technology Investment Expenditure Program – Municipal Facilities. Plexiglass and other office modifications.	\$ 2.00	A, C
• Cultural Affairs. Art center and theater technology enhancements.	0.50	A
• El Pueblo. Reopening marketing strategy.	0.04	A
• General City Purposes. Restaurant recovery program, business attraction plan, COVID-19 memorial, and marketing campaign to assist the tourism industry.	35.75	A, C
• Information Technology. Multilingual 3-1-1 application.	0.10	A, C
• Transportation. Al Fresco dining program enhancements.	1.92	A
• Zoo. Point of sale expansion for safe reopening.	0.04	A
<i>COVID-19 Response and Recovery Total</i>	\$ 40.35	

	2021-22 Proposed Budget (Millions)	Tentative Legislative Eligibility Category
<u>Homelessness Services</u>		
• Community Investment for Families. Domestic violence shelter expansion and human trafficking shelter pilot.	\$ 3.96	A, C
• General City Purposes. Homeless prevention, services, shelter program, support, and clean-ups.	135.50	A, C
• Housing. Proposition HHH staffing.	1.07	A, C
• PW – Sanitation. CARE and CARE+ Teams and regional storage facilities.	32.03	A, C
• Unappropriated Balance. CARE+ Teams	8.50	A, C
<i>Homelessness Services Total</i>	\$ 181.06	
<u>Justice and Equitable Neighborhood Investments</u>		
• Capital and Technology Investment Expenditure Program – Municipal Facilities. Skid Row arts center and Vision Theater.	\$ 1.75	A, C
• Capital and Technology Investment Expenditure Program – Physical Plant. Alleys and pedestrian safety improvements.	14.50	A, C
• City Planning. Historic Preservation Overlay Zone technical assistance program in low-income neighborhoods.	0.20	A
• Civil, Human Rights, and Equity. Staffing, technology, and support.	0.41	A, C
• Cultural Affairs. Cultural grants for youth.	4.00	A, C
• Economic and Workforce Development. LA RISE, one-time increase.	0.92	A
• General City Purposes. Various new and expanded programs including Basic Income Guaranteed, LA REPAIR and digital inclusion.	80.25	A, C, D
• Personnel. Equity review panel pilot and Citywide inclusion plan.	0.67	A, C
• PW – Board. Clean LA Jobs, Climate Emergency Commission consultant, graffiti abatement, and workforce equity demonstration project.	11.97	A, C
• PW – Sanitation. Automated litter bins.	0.64	A, C
• PW – Street Services. Tree planting.	2.16	A, C

<u>Justice and Equitable Neighborhood Investments (Continued)</u>	2021-22 Proposed Budget (Millions)	Tentative Legislative Eligibility Category
• Unappropriated Balance. Community initiatives including public safety alternatives, guaranteed basic income, climate community engagement, and street vendor outreach.	14.00	A, C
• Youth Development. Establishment of a new department.	1.07	A, C
<i>Justice and Equitable Neighborhood Investments Total</i>	\$ 132.54	
<u>Neighborhood Service Enhancements</u>		
• General City Purposes. One-time neighborhood service enhancements.	\$ 30.00	A, C
<i>Neighborhood Service Enhancements Total</i>	\$ 30.00	
<u>Operational Needs and Efficiencies</u>		
• Capital and Technology Investment Expenditure Program – Municipal Facilities. Van Nuys Civic Center security and yards and shops.	\$ 2.35	A, C
• Finance. LATAX cloud migration and enhancements.	1.00	A, C
• Information Technology. Regional procurement portal.	0.70	A, C
• PW – Engineering. Cloud based file storage modernization.	0.70	A, C
• PW – Street Lighting. Asset management system.	1.00	A, C
• PW – Street Services. Asset management system.	2.55	A, C
• Transportation. Curb asset management system.	1.60	A, C
• Unappropriated Balance. Community Cat Program.	0.55	A, C
• Unappropriated Balance. Fire Self-Contained Breathing Apparatus, Zoo Wi-Fi.	20.00	A, C, D
<i>Operational Needs and Efficiencies Total</i>	\$ 30.45	
<u>Preserving City Services</u>		
• Aging. Evidence based programs and multi-purpose centers.	\$ 2.20	A, C
• Animal Sterilization Trust Fund and Unappropriated Balance. Animal sterilization including low to no cost vouchers.	0.95	A, C
• Capital and Technology Investment Expenditure Program – Municipal Facilities. Maintenance, repairs, nuisance abatement, energy and water conservation, and Ruth Bader Ginsburg Monument.	7.33	A, C

<u>Preserving City Services (Continued)</u>	2021-22 Proposed Budget (Millions)	Tentative Legislative Eligibility Category
• Capital and Technology Investment Expenditure Program – Physical Plant. Median island maintenance and speed humps.	2.00	A, C
• City Attorney. Citywide Nuisance Abatement, Mental Competency Caseload, Neighborhood Prosecutor Program, Office of Wage Standards Support, and outside counsel.	3.89	A, C
• Civil, Human Rights, and Equity. Various services.	2.57	A, C
• Clerk. Municipal and neighborhood council elections.	21.74	A, C
• Community Investment for Families. Family Source Centers.	3.78	A, C
• Controller. Human Resources and Payroll Project staffing.	0.60	A, C
• Cultural Affairs. Cultural grants base budget.	6.86	A, C
• Disability. HIV/AIDS prevention.	1.00	A, C
• Economic and Workforce Development. Day Laborer and LA RISE programs.	4.40	A, C
• Ethics Commission. Matching funds contribution.	3.46	A, C
• Fire. Fire response, constant staffing, deployment of resources, recruitment.	53.55	A, C
• General City Purposes. Various City services including Gang Reduction and Youth Development Office, Council Community Projects, and home-delivered meals for seniors.	53.85	A, C
• General Services. Leasing.	10.00	A, C
• Information Technology. Human Resources and Payroll Project, Mobile Worker Program, Citywide fiber optic network maintenance, and obsolete equipment replacement.	18.02	A, C
• Personnel. PERKS implementation and Anytime/Anywhere Testing Program.	0.87	A, C
• Planning. Housing and specific plan teams.	1.22	A, C
• Project Restore. General Fund appropriation.	0.25	A, C
• PW - Board. Climate Emergency, Clean and Green, graffiti abatement, and LA Riverkeepers staffing.	13.35	A, C
• PW – Contract Administration. Office of Wage Standards and field inspection technology upgrades.	2.22	A, C
• PW – Street Services. Tree trimming, removal, and watering.	6.33	A, C

<u>Preserving City Services (Continued)</u>	2021-22 Proposed Budget (Millions)	Tentative Legislative Eligibility Category
<ul style="list-style-type: none"> • Unappropriated Balance. Cybersecurity for Personnel, Redistricting Commission support, General Fund support of Zoo and El Pueblo, Human Resources and Payroll System Contingency, and various reserves. 	42.38	A, C
<i>Preserving City Services Total</i>	\$ 262.82	
GRAND TOTAL	\$ 677.22	

**2021-22 PROPOSED BUDGET - REPLACEMENT PROGRAM
FLEET VEHICLES AND RELATED EQUIPMENT BY FUNDING SOURCE**

Vehicle or Equipment Classification	Fuel Type	Quantity	Unit Cost*	Total Cost*
FORFEITED ASSETS TRUST FUND				
Police Department				
Black-and-White, Slicktop	Hybrid	3	\$ 62,364	\$ 187,092
Motorcycle	Gasoline	1	28,000	28,000
Total Police Department		4	\$	215,092
Subtotal Forfeited Assets Trust Fund Financed		4	\$	215,092
GENERAL FUND				
Police Department				
Black-and-White	Hybrid	100	\$ 65,000	\$ 6,500,000
Black-and-White, Slicktop	Hybrid	13	62,364	810,732
Motorcycle	Gasoline	10	28,000	280,000
Total Police Department		123	\$	7,590,732
Subtotal General Fund Financed		123	\$	7,590,732
LIBRARY FUND				
Library Department				
Bobtail Truck	Gasoline	1	\$ 84,000	\$ 84,000
Van	Gasoline	4	87,500	350,000
Total Library Department		5	\$	434,000
Subtotal Library Fund Financed		5	\$	434,000
MUNICIPAL IMPROVEMENT CORPORATION OF LOS ANGELES (MICLA) FINANCING				
Fire Department				
Apparatus, 100 ft. Aerial Ladder	Diesel	1	\$ 1,432,001.0	\$ 1,432,001
12 Ton Forklift (no radio)	LPG	1	100,000	100,000
Air Ground Power Unit (no radio)	Diesel	1	70,000	70,000
Air Operations Tugs (no radio)	LPG	3	100,000	300,000
Ambulance	Diesel	21	300,000	6,300,000
Brush Patrol	Diesel	2	275,000	550,000
Crew 3 Vehicle	Diesel	1	300,000	300,000
Emergency Medical Services Command Vehicle	Gasoline	5	70,000	350,000
Fire Engine	Diesel	4	950,000	3,800,000
Fleet Maintenance Service Vehicle	Diesel	1	300,000	300,000
Heavy Equipment Service Truck	Diesel	2	250,000	500,000
Heavy Equipment Transport Trailer	N/A	1	200,000	200,000
Pick Up Truck	Diesel	15	70,000	1,050,000
Passenger Van	Diesel	2	51,900	103,800
Sedan (Emergency)	Gasoline	20	41,570	831,400
Sedan (Non-Emergency)	Electric	20	40,403	808,060
Swift Water Rescue Vehicle	Diesel	1	400,000	400,000
Van, Side Loading	Diesel	2	49,900	99,800
Radio Packages (to be installed in Fire vehicles)				
Ambulance	N/A	21	33,085	694,785
Apparatus, 100 ft. Aerial Ladder	N/A	1	43,970	43,970
Brush Patrol	N/A	2	43,970	87,940
Emergency Medical Services Command Vehicle	N/A	5	33,085	165,425
Light Vehicle (Emergency)	N/A	44	27,371	1,204,324

**2021-22 PROPOSED BUDGET - REPLACEMENT PROGRAM
FLEET VEHICLES AND RELATED EQUIPMENT BY FUNDING SOURCE**

Vehicle or Equipment Classification	Fuel Type	Quantity	Unit Cost*	Total Cost*
Fire Department (cont.)				
Light Vehicle (Non-Emergency)	N/A	21	6,315	132,615
Triple Combination	N/A	4	43,970	175,880
Total Fire Department		201	\$	20,000,000
General Services Department				
Construction Equipment	Gasoline	1	\$ 85,000	\$ 85,000
Construction Equipment	Propane	1	50,000	50,000
Construction Equipment	Electric	4	50,000	200,000
Sidewalk Sweepers	Gasoline	5	80,000	400,000
Total General Services Department		11	\$	735,000
Police Department				
Dual Purpose Sedan	Gas	112	\$ 39,000	\$ 4,368,000
Specialized Utility	Gas	14	85,000	1,190,000
Police Airbus Helicopter AH125	Jet	1	7,472,289	7,472,289
Undercover	Gas	63	40,000	2,520,000
Total Police Department		190	\$	15,550,289
Department of Public Works - Bureau of Street Services				
Construction Equipment	Diesel	1	\$ 985,000	\$ 985,000
Construction Equipment	Diesel	1	675,000	675,000
Heavy Duty Truck (Class 7)	CNG	3	340,000	1,020,000
Heavy Duty Truck (Class 8)	CNG	4	280,000	1,120,000
Medium Duty Truck	Gasoline	1	150,000	150,000
Powerscreen Unit	Diesel	1	850,000	850,000
Street Sweeper	CNG	7	475,000	3,325,000
Trailers with Mounted Equipment	Diesel	6	100,000	600,000
Total Bureau of Street Services		24	\$	8,725,000
Department of Recreation and Parks				
Heavy Duty Truck (Class 8)	Gasoline	2	\$ 160,000	\$ 320,000
Medium Duty Truck	Gasoline	2	140,000	280,000
Trailers with Mounted Equipment	Diesel	5	60,000	300,000
Trailers with Mounted Equipment	Diesel	3	80,000	240,000
Trailers with Mounted Equipment	Diesel	2	100,000	200,000
Total Department of Recreation and Parks		14	\$	1,340,000
Zoo Department				
Trailers with Mounted Equipment	Diesel	1	\$ 50,000	\$ 50,000
Total Zoo Department		1	\$	50,000
Subtotal MICLA Financed		441	\$	46,400,289
Total - Replacement Program*		573	\$	54,640,113

*The unit cost and total cost included in this schedule may vary slightly from budgeted General Fund, MICLA, and special fund amounts. Budgeted amounts typically allow for minor cost variations that may occur at the time of purchase.

**2021-22 PROPOSED BUDGET - LEASED VEHICLE PROGRAM
FLEET VEHICLES AND RELATED EQUIPMENT BY FUNDING SOURCE**

Vehicle or Equipment Classification	Fuel Type	Quantity	Unit Cost*	Total Cost*
GENERAL FUND				
Police Department				
Automobiles (lease)	Electric	203	\$ 6,190	\$ 1,256,570
Total Police Department		203	\$	1,256,570
Subtotal General Fund Financed		203	\$	1,256,570
Total - Leased Vehicle Program*		203	\$	1,256,570
Grand Total - Replacement and Leased Vehicle Programs*		776	\$	55,896,683

*The unit cost and total cost included in this schedule may vary slightly from budgeted General Fund, MICLA, and special fund amounts. Budgeted amounts typically allow for minor cost variations that may occur at the time of purchase.

THIS PAGE INTENTIONALLY LEFT BLANK

HOMELESS BUDGET

BASIS FOR THE PROPOSED BUDGET

The 2021-22 Proposed Budget for homeless-related expenditures relates to current year funding as follows:

	General Fund	Special Funds	Total	% Change
2020-21 Adopted Budget	\$ 113,322,893	\$ 286,364,069	\$ 399,686,962	
Citywide Homeless and Housing Services (excludes Police Department) Subtotal	\$ 99,138,878	\$ 286,364,069	\$ 385,502,947	
Police Department Homeless Services Subtotal	\$ 14,184,015	\$ -	\$ 14,184,015	
2021-22 Proposed Budget	\$ 225,171,208	\$ 575,038,519	\$ 800,209,727	
Citywide Homeless and Housing Services (excludes Police Department) Subtotal	\$ 216,230,769	\$ 575,038,519	\$ 791,269,288	
Police Department Homeless Services Subtotal	\$ 8,940,439	\$ -	\$ 8,940,439	
Change from 2020-21 Budget	\$ 111,848,315	\$ 288,674,451	\$ 400,522,766	100.2%

The Homeless Budget describes funding included in the Budget for the provision of housing and services to homeless individuals and families in the City. Items included as part of the Homeless Budget are funded within the individual budgets for the Los Angeles Homeless Services Authority (LAHSA), City departments, Unappropriated Balance, and the General City Purposes (GCP) budget.

Proposition HHH (Prop HHH), approved by voters in November 2016, authorizes the City to issue up to \$1.2 billion in General Obligation (GO) bonds to finance the development of permanent supportive housing, affordable housing, and facilities. Permanent Supportive Housing (PSH) units house chronically homeless and homeless households. PSH is housing combined with services, which may include mental and health services, drug and alcohol treatment, and education and job training. GO bond proceeds may also fund facilities that provide services to the homeless, such as service centers, health centers, shelters, storage, and shower facilities. Bond proceeds may only be used for capital, not operations or services. The Special Fund amount includes projected Proposition HHH (Prop HHH) Permanent Supportive Housing Program expenditures in 2021-22. These estimates include housing projects that have been included in a previously approved Prop HHH Project Expenditure Plan (PEP). Only housing projects that are projected to execute loan agreements and are ready to start construction are included in the PEP. Prop HHH bond issuances require Mayor and Council approval.

In addition to General Fund and Special Fund allocations included within the Proposed Budget, the State of California awarded the City of Los Angeles three homeless grants, the Homeless Emergency Aid Program (HEAP), the Homeless Housing, Assistance and Prevention Program (HHAP) and HHAP 2.

The City's \$85,013,607 HEAP allocation received in October 2018 provides one-time funds to address emergency homeless needs. These funds are supporting construction and operations costs for A Bridge Home sites, outreach teams, hygiene facilities, and other services throughout the City. 100 percent of these must be expended by June 30, 2021, and the City is on track to meet the expenditure deadline.

The City was awarded a HHAP grant of \$117,562,500 in March 2020. The HHAP is a one-time formula grant to provide immediate assistance to people experiencing homelessness. These funds will be used to support A Bridge Home (interim housing) construction and operations, prevention and diversion, rapid rehousing, outreach, hygiene facilities, and other services. 50 percent of these funds must be obligated by May 31, 2023; and 100 percent expended by June 30, 2025.

The City applied for HHAP-2 grant funding in the amount of \$55,575,000 in January 2021. It is anticipated that the City will receive these funds no later than July 2021. These funds will be used to support COVID-19 Homelessness Roadmap operations, A Bridge Home operations, outreach, public health services, hygiene facilities, programs for youth experiencing homelessness or at-risk of being homeless, and other services. 50 percent of these funds must be obligated by May 31, 2023; and 100 percent expended by June 30, 2026.

Furthermore, the City received federal funding in the amount of \$99,891,031 as part of the American Rescue Plan Act of 2021, Homeless Assistance and Supportive Services Program. These funds will be used to support services to individuals and families experiencing homelessness, prevent homelessness, provide eviction defense, and increase the supply and access to affordable housing. These funds will be allocated through HOME Investment Partnerships Program Fund.

LOS ANGELES HOMELESS SERVICES AUTHORITY

The Los Angeles Homeless Services Authority (LAHSA) is a Joint Powers Authority created and designated by the City and County of Los Angeles to act on behalf of both entities to address homelessness. LAHSA is a direct administrator of publicly-funded homeless programs throughout the Los Angeles region. LAHSA advises and participates in the framing of major public programs that affect people experiencing homelessness.

Los Angeles Homeless Services Authority	2020-21 Adopted Budget	2021-22 Proposed Budget
<ul style="list-style-type: none"> • Administration and Operations - In addition to managing and administering the programs noted below, the proposed funding will support LAHSA's capacity to manage over \$37 million in U.S. Department of Housing and Urban Development McKinney-Vento program funding for the City's Continuum of Care. 	3,687,387	3,687,387
<ul style="list-style-type: none"> • Annual Homeless Point-in-Time Count – The U.S. Department of Housing and Urban Development requires an annual census of those experiencing homelessness during the last 10 days of January for local jurisdictions to receive McKinney-Vento Homeless Assistance Grant funding. The census is a community-wide effort, funded equally by the City and County, and made possible with the support of volunteers. 	750,000	750,000
<ul style="list-style-type: none"> • C3 Partnership - Skid Row – C3 (City+County+Community) is a partnership designed to systematically engage people and help them regain health and housing stability. Funding provides for the Street Based Engagement Director at the Community Partner agencies and the contract with Los Angeles County Department of Health Services. The proposed increase reflects a cost of living adjustment. 	325,000	344,976
<ul style="list-style-type: none"> • Centralized Training Academy – The Centralized Training Academy (CTA) is a countywide training and education resource that provides consistent access to training opportunities through different learning tracks relevant to staff working in roles that provide both direct and indirect services to individuals and families experiencing homelessness. Users include LAHSA staff, subcontractors, and government agencies. Trauma Informed Care is included in this program. 	25,000	25,000
<ul style="list-style-type: none"> • Continuum of Care Coordinated Assessment Match – This match funds the City's portion of U.S. Department of Housing and Urban Development grant-funded administrative oversight, operation, and ongoing improvements to coordinated entry systems. The County of Los Angeles provides an equal amount of funding for this match. 	59,883	59,883
<ul style="list-style-type: none"> • Continuum of Care Planning Program Grant Match – This match leverages U.S. Department of Housing and Urban Development grant funds and continues implementation of local strategic planning initiatives. The County of Los Angeles provides an equal amount of funding for this match. 	156,250	156,250
<ul style="list-style-type: none"> • Coordinated Entry System (CES) Crisis and Bridge Housing for Families, Singles, and Youth and Rapid Re-Housing for Families – This program funds basic emergency shelter and case management services to offer a safe and secure shelter to families, men, women, and transition-age youth (18-24) who need shelter and access to showers and meals for a brief period (usually less than 30 days) before resolving the issues that caused their homeless episode. In addition to crisis and bridge housing, it also provides rapid re-housing for families. CES identifies the most appropriate intervention based on each client's needs and prescribes pathways to those interventions across all components of the homeless services system. 	10,726,609	10,726,609

Los Angeles Homeless Services Authority	2020-21 Adopted Budget	2021-22 Proposed Budget
<ul style="list-style-type: none"> • Coordinated Entry System Navigation Centers – Funding is provided to operate three navigation centers in Council District 2, 8, and 15. These City-sponsored Proposition HHH-funded facilities were completed in 2019-20 and provide access to hygiene facilities (restrooms, showers, laundry), storage options, and case management services for individuals and families experiencing or at risk of homelessness. The proposed increase is for emergency equipment services. 	2,156,000	2,161,000
<ul style="list-style-type: none"> • Coordinated Entry System (CES) Regional Coordination – Regional coordination across the CES ensures that individuals and families experiencing homelessness throughout the system receive assessments and access to housing and services, to rapidly connect them to the most appropriate housing and service intervention(s). CES oversees and coordinates engagement, assessment, and interim support of those experiencing homelessness. 	700,000	700,000
<ul style="list-style-type: none"> • Homeless Engagement Teams (HETs) – Three-months funding is provided for HETs conduct direct outreach to unsheltered homeless individuals. This outreach facilitates better access to City and County homeless resources, including the Coordinated Entry System. These teams support the Bureau of Sanitation's Comprehensive Cleaning and Rapid Engagement (CARE and CARE+) Teams. The remaining nine-months funding for this item is continued in the Unappropriated Balance. 	5,537,267	1,408,155
<ul style="list-style-type: none"> • Homeless Engagement Teams (HETs) - Comprehensive Cleaning and Rapid Engagement (CARE and CARE+) Teams – Three-months funding is provided for 13 HETs conduct direct outreach, in conjunction with Los Angeles Police Department CARE and CARE+ teams formerly known as Homeless Outreach and Partnership Endeavor (HOPE) teams, to homeless individuals who typically do not seek shelter or service programs of their own initiative. This outreach facilitates better access to City and County homeless resources, including the Coordinated Entry System. The remaining nine-months funding for this item is continued in the Unappropriated Balance. 	2,570,874	653,786
<ul style="list-style-type: none"> • Homeless Engagement Teams (HETs) - Unified Homelessness Response Center (UHRC) Dedicated Manager – Funding is provided for a dedicated HET manager at the City's UHRC, which brings together all critical City departments to respond in a collaborative and coordinated fashion to issues related to homeless encampments and individuals experiencing homelessness, protecting the public health and safety of all Angelenos. The UHRC provides a space for a more timely and effective response to homelessness, leading with services grounded in a unified incident command structure. The proposed increase reflects a cost of living adjustment. 	134,835	140,682
<ul style="list-style-type: none"> • Homeless Management Information System (HMIS) Cash Match - To receive over \$37 million annually in McKinney-Vento Homeless Act funds through U.S. Department of Housing and Urban Development, the Los Angeles Continuum of Care (CoC) is required to implement and operate an HMIS that tracks homeless population demographics, services, and outcomes for all homeless service providers in the CoC. The County of Los Angeles provides an equal amount of funding. The proposed decrease reflects the discontinuation of additional software features. 	455,888	193,658

Los Angeles Homeless Services Authority	2020-21 Adopted Budget	2021-22 Proposed Budget
<ul style="list-style-type: none"> • Operation Healthy Streets (OHS) – This program provides outreach services, restroom and bathing facilities, temporary storage, and mandatory 90-day storage for homeless individuals to meet public health requirements for clean streets. Funding is also included for the operation of the ReFresh Spot on Crocker Street. The proposed increase reflects expanded temporary storage services and increased cost to providing 24-hour bathroom facilities in Skid Row. 	5,634,785	6,734,301
<ul style="list-style-type: none"> • Public Right-of-Way Storage Program – This funding ensures the availability and adequacy of regional storage capacity for personal property collected during public right-of-way cleanups. Funds are used to support the Clean Streets LA operations and expand the regional storage capacity. 	467,212	467,212
<ul style="list-style-type: none"> • Safe Parking – Funding is provided to continue five Safe Parking Programs for families and individuals experiencing homelessness who are reliant on their vehicles for shelter. Programs provide a safe parking location and related services. 	2,266,650	2,266,650
<ul style="list-style-type: none"> • Shelter Program – The Shelter Program leverages over \$2 million from U.S. Department of Housing and Urban Development Emergency Solutions Grant funding to increase emergency shelter bed capacity in the City by over 800 additional emergency shelter beds from November through March of each year. This safety net program assists unsheltered individuals experiencing homelessness during cold winter months. During a typical period of operation, over 80,000 emergency shelter bed nights are provided within the city limits of Los Angeles. 	2,097,762	2,097,762
<ul style="list-style-type: none"> • Storage Facility – Funding is provided to continue the Echo Park area regional storage facility. Funding was previously provided through the General City Purposes Fund. This facility is used to store personal property removed by LA Sanitation during street cleanups in the Echo Park area. Unattended items are stored for a period of 90 days after collection to allow property owners the opportunity to reclaim their belongings. The service provider also coordinates safe and convenient locations for property to be returned. 	-	230,000
LAHSA Subtotal	\$ 37,751,402	\$ 32,803,311

CITY DEPARTMENTS

City departments complement the work of the Los Angeles Homeless Services Authority (LAHSA) to help design, implement, and coordinate the efficient provision of services to individuals and families in the City to ultimately end homelessness.

	2020-21 Adopted Budget	2021-22 Proposed Budget
<i>Aging</i>		
<ul style="list-style-type: none"> • Older Workers Employment Program – Funding is provided for part-time, work-based training opportunities at local community service agencies for older unemployed individuals who have poor employment prospects and for departmental staff to support this program. Full year funding is provided for four positions consisting of two Administrative Clerks, one Social Worker I, and one Management Analyst to support this program. Proposed decrease reflects anticipated salary expenditures. There will be no change in the level of services provided. 	728,017	688,023
<i>Animal Services</i>		
<ul style="list-style-type: none"> • Homeless Services Support/Pet Resource Centers – Funding is included in the base budget for one Senior Animal Control Officer to provide departmental liaison services to the homeless community. Increase in funding reflects the change in the classification of the liaison from an Animal Control Officer to a Senior Animal Control Officer. 	64,444	78,109
<i>City Administrative Officer</i>		
<ul style="list-style-type: none"> • Citywide Homeless Initiative – Funding is provided for one Chief Administrative Analyst, one Senior Administrative Analyst I, and one Administrative Analyst to address and manage homelessness issues as directed in the Comprehensive Homeless Strategy (C.F. 15-1138-S1). The proposed decrease reflects anticipated salary expenditures. There will be no change in the level of services provided. 	438,102	422,749
<ul style="list-style-type: none"> • Proposition HHH Facilities Bond Program – Funding is provided for one Administrative Analyst for the Proposition HHH Program. The proposed decrease reflects anticipated salary expenditures. There will be no change in the level of services provided. 	101,660	99,643
<i>City Attorney</i>		
<ul style="list-style-type: none"> • Proposition HHH Legal Support – Funding is provided for three positions consisting of two Deputy City Attorney IIs and one Paralegal I to provide legal support for the Proposition HHH Program. The positions are partially reimbursed by Proposition HHH. The proposed increase reflects anticipated salary expenditures. There will be no change in the level of services provided. 	350,537	355,995
<i>City Planning</i>		
<ul style="list-style-type: none"> • Housing Unit – The unit provides case management services for entitlement cases with housing development activities. Funding is provided for nine positions to provide expertise in housing development and coordinate with other City agencies to help resolve issues related to affordable housing and permanent supportive housing development throughout the project entitlement and permitting process. The total amount is comprised of General Fund (\$468,694) and special funds (\$384,188). The proposed decrease reflects anticipated salary expenditures. There will be no change in the level of services provided. 	897,821	852,882

	2020-21 Adopted Budget	2021-22 Proposed Budget
Community Investment for Families		
<ul style="list-style-type: none"> • Domestic Violence Shelter Operations Support – Funding is provided for the Domestic Violence Shelter Operations Program to maintain the current level of services. Funding is provided for one Senior Project Coordinator, two Management Analysts and contractual services funding. Partial funding is provided by the Community Development Trust Fund (\$118,828) and the Community Services Block Grant Trust Fund (\$80,773). 2020-21 funding was provided in the Housing Department below. There will be no change in the level of services provided. 	-	1,861,375
<ul style="list-style-type: none"> • Expansion of Domestic Violence Shelter Operations – Funding is provided to expand services provided by domestic violence shelters. 	-	1,500,000
<ul style="list-style-type: none"> • Human Trafficking Shelter Pilot Program – Funding is provided for the Human Trafficking Shelter Pilot Program to offer safe, conditional housing through two 24-hour shelters. 2020-21 funding was provided in the Housing Department, below. 	-	800,000
Disability		
<ul style="list-style-type: none"> • HIV and Homelessness Pilot Program – Funding is included in the Contractual Services Account for the HIV and Homelessness Pilot Program and other HIV prevention services. 	200,000	200,000
<ul style="list-style-type: none"> • Syringe Exchange – Funding is continued in the Contractual Services Account to provide syringe exchange to homeless individuals with HIV/AIDS. 	30,000	30,000
<ul style="list-style-type: none"> • Unified Homeless Response Center Staff Enhancement – Funding is provided for one Community Program Assistant II to act as a liaison between the Department and the Mayor's Unified Homeless Response Center and the City's Comprehensive Homeless Strategy stakeholders. The proposed increase reflects actual salary expenditures. There will be no change in the level of services provided. 	72,515	84,982
Economic and Workforce Development Department (EWDD)		
<ul style="list-style-type: none"> • LA RISE – Funding is continued for the Los Angeles Regional Initiative for Social Enterprise (LA RISE) that provides job development activities for homeless individuals and for participants at A Bridge Home sites. These activities include subsidized employment for individuals with a history of homelessness, supportive case management designed to help prepare participants for continued employment, and training in both hard and soft skills. The program services are implemented through EWDD's existing network of 16 WorkSource Centers throughout the City. The proposed increase reflects one-time Contractual Service Account funding for subsidized job development services for individuals experiencing homelessness. 	3,000,000	3,922,000
Fire		
<ul style="list-style-type: none"> • Advanced Provider Response Unit (APRU) – Funding is provided for two positions consisting of one EMS Advanced Provider and one Firefighter III/Paramedic to provide emergency medical assistance, respond to non-urgent, low acuity-level call requests, and provide intervention services to 9-1-1 "super user" patients in Skid Row and surrounding areas. Funding is also included in the Sworn Bonus Account. The proposed increase reflects anticipated salary expenditures. There will be no change in the level of services provided. 	252,622	267,440
<ul style="list-style-type: none"> • Fast Response Vehicle – Funding is provided in the base budget for six Firefighter IIIs to staff a Fast Response Vehicle (FRV) operating as a mobile triage unit at Fire Station 9 in the Skid Row area. Funding is also included in the Sworn Bonuses and Overtime, Constant Staffing accounts. The proposed increase reflects inclusion of funding in the Overtime, Constant Staffing account that was inadvertently excluded in prior years. There will be no change in the level of services provided. 	854,709	1,033,392

	2020-21 Adopted Budget	2021-22 Proposed Budget
<ul style="list-style-type: none"> • SOBER Unit – Funding is provided in the base budget for one Firefighter III/Paramedic to continue support of the SOBER Unit deployment. Funding is also included in the Sworn Bonus account. The proposed decrease reflects anticipated salary expenditures. There will be no change in the level of services provided. 	123,457	122,574
General Services Department		
<ul style="list-style-type: none"> • Hepatitis A Prevention and Custodial Services – Funding is provided in the base budget for three Custodians to address Hepatitis A concerns at the Central Library. Funding in the base budget includes costs for contracted employees and vendor supplies at various branch libraries. Funding will be reimbursed by the Library Department. 	441,347	422,369
<ul style="list-style-type: none"> • Comprehensive Homeless Strategy – Funding was provided to perform appraisals, title reports, and review of City-owned property in support of the Comprehensive Homeless Strategy, including Proposition HHH and A Bridge Home. Funding was not requested in 2021-22 as sufficient funds remain from prior years to address anticipated needs. 	100,000	-
<ul style="list-style-type: none"> • Custodial Services for the Los Angeles City Mall – Funding is provided for monthly pest control (\$200,000) and pressure washing (\$100,000) services at the LA City Mall and surrounding municipal buildings. 	300,000	300,000
<ul style="list-style-type: none"> • Sale of City-Owned Property – Funding is included in the base budget for one Senior Real Estate Officer to assist with the disposition of properties connected to the Comprehensive Homeless Strategy. The proposed increase reflects anticipated salary expenditures. There will be no change in the level of services provided. 	128,445	129,208
Housing Department		
<ul style="list-style-type: none"> • Domestic Violence Shelter Operations Support – Funding was provided for the Domestic Violence Shelter Operations Program. 2021-22 funding is continued in the Community Investment for Families Department. 	1,782,018	-
<ul style="list-style-type: none"> • Expansion of Domestic Violence Shelter Operations – Funding was provided for one Senior Project Coordinator and related expenses to provide additional support to the Domestic Violence Shelter Operations Program in 2020-21. 2021-22 funding for the position is continued in the Domestic Violence Shelter Operations Support item under the Community Investment for Families Department. 	124,608	-
<ul style="list-style-type: none"> • Human Trafficking Shelter Pilot Program – Funding was provided for the Human Trafficking Shelter Pilot Program to offer safe, conditional housing through two 24-hour shelters. 2021-22 funding is continued in the Community Investment for Families Department. 	800,000	-
<ul style="list-style-type: none"> • Construction Services for Proposition HHH – Funding is provided for one Rehabilitation Construction Specialist I to review and approve documents and report for Proposition HHH Program projects in construction. This position will be reimbursed by Proposition HHH Bond proceeds. The proposed decrease reflects the elimination of one vacant position as part of the Separation Incentive Program. 	195,870	112,329
<ul style="list-style-type: none"> • Occupancy Monitoring Contract for Proposition HHH – Funding was provided for occupancy monitoring services for affordable housing units funded by Proposition HHH in 2020-21. Funding for 2021-22 is continued in the Proposition HHH Occupancy Monitoring item, below. 	35,904	-

	2020-21 Adopted Budget	2021-22 Proposed Budget
<ul style="list-style-type: none"> • Oversight and Reporting of LAHSA's Homeless Services – Funding is provided for four positions consisting of one Project Coordinator, one Senior Project Coordinator, and two Management Analysts to provide oversight of the Los Angeles Homeless Services Authority's homeless services programs. Partial funding is provided by the Community Development Trust Fund (\$118,902) and the Federal Emergency Solutions Grant Fund (\$87,785). The proposed decrease reflects anticipated salary expenditures and no requested lease costs in 2021-22. 	436,924	375,820
<ul style="list-style-type: none"> • Prevailing Wage Monitoring for Proposition HHH – Funding is provided for one Management Analyst to assist in monitoring prevailing wages during the construction of Proposition HHH Program projects. The proposed decrease reflects anticipated salary expenditures. 	87,210	84,567
<ul style="list-style-type: none"> • Proposition HHH Contracts – Funding is provided in the Contractual Services Account for estimating (\$152,000) and prevailing wage compliance (\$20,000) services to provide additional support to the Proposition HHH Program. The proposed decrease reflects the department's requested 2021-22 amount. 	230,000	172,500
<ul style="list-style-type: none"> • Proposition HHH Occupancy Monitoring – Funding is provided for one Management Analyst to monitor tenant occupancy requirements in Proposition HHH Program units and contractual services funds for occupancy monitoring services for affordable housing units funded by Proposition HHH. The proposed increase in funding reflects the consolidation of the 2020-21 Proposition HHH Occupancy Monitoring Staff and Contract items. Funding for the contractual services was provided in 2020-21 in the Occupancy Monitoring Contract for Proposition HHH item, above. Additionally, the 2020-21 Budget included nine-months funding for the Management Analyst. The proposed increase in funding reflects full-year funding. 	65,407	124,585
<ul style="list-style-type: none"> • Proposition HHH Program Staff – Funding is provided for 11 positions consisting of five Finance Development Officer Is, one Finance Development Officer II, one Community Housing Program Manager, two Management Analysts, and two Management Assistants to provide underwriting support for the Proposition HHH Program. The proposed decrease in funding reflects the elimination of two vacant positions as part of the Separation Incentive Program. These positions will be reimbursed by Proposition HHH Bond proceeds. 	1,426,214	1,041,349
<ul style="list-style-type: none"> • Proposition HHH Supplemental – Realign funding totaling \$1.8 million from various special purpose funds to the General Fund. One-time funding is provided to address the temporary increase in workload anticipated from the Proposition HHH Program that is ineligible to be funded by the Housing Department's existing special funds. Of the \$1.8 million, \$582,000 will be reimbursed by Proposition HHH Bond proceeds. There will be no net change to the overall funding provided to the Department. 	-	1,800,000
<ul style="list-style-type: none"> • Supportive Housing Services – Funding is provided for one Assistant Chief Grants Administrator to oversee Supportive Housing Services, which consist of the Los Angeles Homeless Services Authority and Housing Opportunities for Persons with Aids programs. Funding is provided by the Community Development Trust Fund. The proposed decrease reflects anticipated salary expenditures. There will be no change in the level of services provided. 	178,111	130,898

	2020-21 Adopted Budget	2021-22 Proposed Budget
Mayor		
<ul style="list-style-type: none"> • Homelessness Policy and Implementation Support – Funding is provided for the Mayor's Office to support initiatives to address homelessness within the City of Los Angeles which is provided for the creation of the Office of Citywide Homelessness Initiatives that oversees the development and execution of street-level coordination around homeless encampments, bridge housing projects, Skid Row interventions, and affordable and permanent supportive housing production. 	860,000	860,000
Police Department		
<ul style="list-style-type: none"> • A Bridge Home Sites – Funding is provided for sworn overtime to patrol the vicinity of Bridge Housing sites. While the 2020-21 Budget included \$8.4 million for this service, the funding was eliminated interim by the \$150 million reduction to the Police Department budget. The 2021-22 Proposed Budget provides \$8 million on a one-time basis to reestablish this service. 	8,400,000	8,000,000
<ul style="list-style-type: none"> • Homeless Coordinator Resources – Funding is included in the base budget for two positions consisting of one Police Sergeant II and one Secretary for the Office of Operations' Homeless Coordinator. This Office coordinates the Department's response to crime and quality of life issues for residents, business owners, and visitors to the City and ensures the Department's alignment with the Mayor and Council's homelessness policies and priorities. The proposed increase reflects anticipated salary expenditures. There will be no change to the level of services provided. 	216,482	220,938
<ul style="list-style-type: none"> • Proactive Engagement Staff/Support for Public Right-of-Way Clean Up – This service was discontinued as a result of reductions to the sworn force in 2020-21. Formerly, four Sergeants and 40 Police Officers supported the implementation of expanded public right-of-way clean up and related outreach services (CARE and CARE+ Teams) by LAHSA and the Bureau of Sanitation. The Department continues to support the CARE and CARE+ Teams on an as-needed basis by responding to calls for service when they occur. 	4,875,830	-
<ul style="list-style-type: none"> • Resource Enhancement Services and Enforcement Team – Funding is included in the base budget for two positions consisting of one Police Lieutenant I and one Police Officer III for the Central Bureau Citywide Homelessness Coordinator's Office, which coordinates the Department's response to crime and quality of life issues for residents, business owners, and visitors to the City and ensures the Department's alignment with the Mayor and Council's homelessness policies and priorities. The proposed increase reflects anticipated salary expenditures. There will be no change to the level of services provided. 	257,703	282,042
<ul style="list-style-type: none"> • Unified Homeless Response Center – Funding is included in the base budget for four positions consisting of three Police Officer IIs and one Police Officer III to staff the Unified Homeless Response Center. These officers will ensure coordination of City services relative to homelessness, including the City's Clean Street Los Angeles, Operation Healthy Streets, and the Skid Row Americans with Disabilities "Right of Way" Compliance teams. 	434,000	437,459
Public Works, Board		
<ul style="list-style-type: none"> • Accounting Support - Funding is provided for two positions consisting of one Senior Accountant I and one Accounting Clerk to provide accounting and financial support to Proposition HHH, A Bridge Home Initiative, other homelessness-related projects, hazardous waste invoicing, and General Fund Support. 	-	116,625

	2020-21 Adopted Budget	2021-22 Proposed Budget
Public Works, Bureau of Engineering		
<ul style="list-style-type: none"> • City Homeless Facilities Services – Six-months funding was provided for one Senior Architect to provide design and project management for capital projects involving new City facilities that provide services to the City's homeless population. Funding for eligible costs were provided through interim appropriations from Proposition HHH. 2021-22 funding was discontinued because the position was eliminated through the Separation Incentive Program. 	78,113	-
Public Works, Bureau of Sanitation		
<ul style="list-style-type: none"> • Comprehensive Cleaning and Rapid Engagement (CARE) – Funding is provided for 78 positions to staff four CARE Teams and 10 Illegal Dumping Teams and overtime and related expenses. These positions consist of two Chief Environmental Compliance Inspector Is, seven Senior Environmental Compliance Inspectors, 34 Environmental Compliance Inspectors, 17 Refuse Collection Truck Operator IIs, 17 Maintenance Laborers, and one Public Relations Specialist II. These positions are responsible for keeping the City's sidewalks and other public areas safe, clean, sanitary, and accessible for public use by all individuals in accordance with the provisions of Los Angeles Municipal Code Section 56.11. The CARE teams are deployed to the A Bridge Home sites and the Illegal Dumping teams provide service citywide. The CARE teams were previously known as Homeless Outreach Proactive Engagement Teams (HOPE). The proposed decrease reflects the transfer of overtime funding to the CARE + item, below. 	11,222,556	10,208,483
<ul style="list-style-type: none"> • Comprehensive Cleaning and Rapid Engagement Plus (CARE+) – Funding is provided for 127 positions to staff 12 CARE+ Teams and overtime and related expenses. These positions consist of one Sanitation Solid Resources Manager II, one Sanitation Solid Resources Manager I, one Chief Environmental Compliance Inspector II, two Refuse Collection Superintendents, 10 Refuse Collection Supervisors, three Senior Environmental Compliance Inspectors, 24 Environmental Compliance Inspectors, 36 Refuse Collection Truck Operators, 46 Maintenance Laborers, one Management Analyst, and two Administrative Clerks. These teams are responsible for removing abandoned waste from the public right-of-way and cleaning homeless encampments. These teams are deployed to the highest need areas of the City. The CARE+ teams were previously known as Clean Street Los Angeles Teams. The proposed increase reflects an increase in funding for overtime and the inclusion of a position previously misidentified as part of another division. 	16,513,823	19,696,483
<ul style="list-style-type: none"> • CARE Hazardous Waste Removal Services – Funding is provided for hazardous waste removal services as part of the City's comprehensive cleaning program through the CARE teams. 	-	3,401,000
<ul style="list-style-type: none"> • CARE+ Expansion – Funding is provided for 20 positions consisting of one Senior Environmental Compliance Inspector, four Environmental Compliance Inspectors, one Refuse Collection Supervisor, six Refuse Collections Truck Officer IIs, and eight Maintenance Laborers for two additional CARE+ teams. 	-	3,264,786
<ul style="list-style-type: none"> • CARE/CARE+ Program Support – Funding is provided for two positions consisting of one Senior Management Analyst I and one Management Analyst to support the CARE/CARE+ teams. 	-	160,036

	2020-21 Adopted Budget	2021-22 Proposed Budget
<ul style="list-style-type: none"> • Clean Streets Safety and Training Program – Funding is included in the base budget for one Refuse Crew Field Instructor to conduct training on the proper and safe operation of refuse collection vehicles and equipment. In addition, this position will proactively identify and correct work hazards and train employees on proper work techniques and field practices to prevent injuries. The proposed decrease reflects anticipated salary expenditures. There will be no change to the level of services provided. 	87,862	86,820
<ul style="list-style-type: none"> • Clean Streets Vehicle Rentals – The Clean Streets Program addresses illegal dumping, alleyway cleanups, and homeless encampments. Funding for the Clean Streets Program is provided directly in the Bureau of Sanitation operating budget. Funds were previously provided in the General City Purposes Budget to reimburse the Solid Waste Resources Revenue Fund for indirect costs for the Clean Streets Program including vehicle fuel, vehicle depreciation, and fleet maintenance expenses. The Bureau has moved from using vehicles from the Solid Waste Resources Revenue Fund to procuring rental services for the vehicles needed for the CARE teams. This request supports homeless encampment clean-ups in addition to other waste removal operations in the public right-of-way. 	1,800,000	1,518,000
<ul style="list-style-type: none"> • Mobile Hygiene Centers Program – Funding is provided for 13 Maintenance Laborers and overtime salaries. This team provides hygiene facilities for homeless individuals. 	5,854,304	5,864,664
<ul style="list-style-type: none"> • Operation Healthy Streets (OHS) – Funding is included in the base budget for 12 positions consisting of one Wastewater Collection Supervisor, four Environmental Compliance Inspectors, three Wastewater Collection Worker IIs, one Senior Environmental Compliance Inspector, one Refuse Collection Truck Operator II, and two Maintenance Laborers. This team provides comprehensive cleanups and hazardous waste removal in the downtown Los Angeles and Venice Skid Row areas. 	2,252,074	2,556,047
<ul style="list-style-type: none"> • Regional Storage Facilities - Funding is included for 29 positions consisting of one Chief Environmental Compliance Inspector I, three Senior Environmental Compliance Inspectors, 11 Environmental Compliance Inspectors, 11 Maintenance Laborers, and three Administrative Clerks for the establishment of regional storage facilities at three Hubs (Lopez Canyon, CLARTS and Jefferson Yard) which would be served by multiple satellite facilities. 	-	3,026,896
Recreation and Parks		
<ul style="list-style-type: none"> • 24-Hour Public Restroom Access (Venice) – Funding is included in the base budget to allow year-round 24-hour access to one public restroom (ten stalls) at Venice Beach. The proposed decrease reflects anticipated salary expenditures. There will be no change in the level of services provided. 	235,502	233,654
<ul style="list-style-type: none"> • Bulky Item Illegal Dumping Crew – Funding is included in the base budget and is provided for seven positions consisting of three Gardener Caretakers, one Equipment Operator, one Park Ranger, one Electrician, and one Plumber to staff a dedicated Bulky Item Illegal Dumping Crew. The proposed decrease reflects anticipated salary expenditures. There will be no change in the level of services provided. 	542,127	537,478

	2020-21 Adopted Budget	2021-22 Proposed Budget
<ul style="list-style-type: none"> • Gladys Park Maintenance Program – Funding is included in the base budget to provide ground maintenance and security services at Gladys Park located in Skid Row. The proposed decrease reflects anticipated salary expenditures. There will be no change in the level of services provided. 	161,630	161,127
<ul style="list-style-type: none"> • Homeless Encampment Cleanup - Funding is included in the base budget for eight positions, consisting of four Gardener Caretakers, one Equipment Operator, one Park Ranger, one Electrician, and one Plumber to comprise one additional Bulky Item Illegal Dumping (BIID) Crew to assist with homeless encampment cleanups. The proposed decrease reflects anticipated salary expenditures. There will be no change in the level of services provided. 	1,235,287	1,224,693
<ul style="list-style-type: none"> • Park Restroom Enhancement Program – Funding is included in the base budget to continue the increased frequency of restroom cleaning by one additional cleaning per day at 50 heavily-used park locations and also expand bathroom operating hours at various park locations to meet the needs of park patrons. The proposed decrease reflects anticipated salary expenditures. There will be no change in the level of services provided. 	2,569,401	2,552,070
Transportation		
<ul style="list-style-type: none"> • Community Assistance Parking Program – Funding is provided for one Management Assistant and one Senior Administrative Clerk. These positions will support the Community Assistance Parking Program (CAPP), which allows individuals experiencing homelessness with open and unpaid parking citations to pay them by providing community service. The CAPP was approved as a pilot program by Council in 2017-18 (C.F. 15-1450-S1). The proposed increase reflects full year funding for one Senior Administrative Clerk. 	107,777	122,779
City Departments Subtotal	\$ 71,150,413	\$ 81,544,869
Non-Departmental Appropriations		
General City Purposes		
<ul style="list-style-type: none"> • Additional Homeless Services (formerly Crisis and Bridge Housing Fund) – Increased funding for homeless services is provided to fund gaps in the City's effort to address the homeless crisis. 	10,000,000	80,000,000
<ul style="list-style-type: none"> • CIRCLE: 24/7 Homelessness Crisis Response Pilot – One-time funding is provided for a one-year pilot to provide 24/7, community-based response to non-violent emergencies involving people experiencing homelessness. 	-	3,000,000
<ul style="list-style-type: none"> • Clinica Romero – Funding for Clinica Romero is provided for quality affordable health care services that target underserved communities within the Greater Los Angeles area. 	100,000	100,000
<ul style="list-style-type: none"> • Homeless Prevention and Eviction Defense – Funding is provided for financial assistance, counseling, and other support services to prevent families and individuals from eviction or becoming homeless. 	-	15,000,000
<ul style="list-style-type: none"> • Los Angeles Accessory Dwelling Unit (ADU) Accelerator – One-time funding is provided to pair housing insecure low-income older adults with homeowners willing to rent their ADUs for five years. In exchange, homeowners receive benefits such as tenant screening, timely and competitive rent, and landlord support. Tenants pay 30 percent of their income on rent, and the City subsidizes the rent. Funding for this program goes towards providing rental subsidies for homeowners to encourage them to participate in this program. This is intended to be a homeless prevention program by creating more affordable housing opportunities for seniors. 	-	2,600,000

	2020-21 Adopted Budget	2021-22 Proposed Budget
<ul style="list-style-type: none"> • Midnight Stroll Transgender Café – Funding is provided to support a safe haven for unsheltered transgender individuals in Hollywood between the hours of 9:00 pm and 7:00 am. 	100,000	100,000
<ul style="list-style-type: none"> • Mobile Laundry Truck – Funding is provided to offer individuals and families experiencing homelessness a place to wash clothes. Funding includes the Mobile Laundry Truck. 	67,600	67,600
<ul style="list-style-type: none"> • Multidisciplinary Teams (MDTs) – One-time funding is provided for MDTs to facilitate the sharing of information between professionals who work on building trust and relationships with people experiencing homelessness. Funding in the amount of \$450,000 will be provided to Council District 4 and Council District 11. 	-	900,000
<ul style="list-style-type: none"> • Project Roomkey – Funding is provided for General Services Department, Personnel Department, and Los Angeles Homeless Services Authority costs to extend and expand non-congregate shelter at hotels and motels to assist individuals experiencing homelessness to maintain social distancing and other critical COVID-19 prevention measures. 	-	42,774,000
Proposition HHH		
<ul style="list-style-type: none"> • Proposition HHH Project Expenditures – Reflects projected Proposition HHH Permanent Supportive Housing Program expenditures in 2021-22. All project costs are directly tied to project construction. 	179,033,312	361,886,249
State Grants		
<ul style="list-style-type: none"> • Homeless Emergency Aid Program (HEAP) – HEAP is one-time State grant for emergency homeless needs. These funds support the construction and operations of a A Bridge Home sites, outreach teams, hygiene facilities, and other services throughout the City. All interest proceeds from its HEAP allocation be used for HEAP-eligible activities. 	41,519,265	-
<ul style="list-style-type: none"> • Homeless Housing, Assistance and Prevention Program (HHAP) – HHAP is a one-time State grant to address immediate homeless needs. These funds will be used to support A Bridge Home sites (interim housing) construction and operations, prevention and diversion, rapid rehousing, outreach, hygiene facilities, and other services. Funding is set aside for nine positions consisting of <ul style="list-style-type: none"> • City Administrative Officer – one Administrative Analyst, • City Attorney – one Deputy City Attorney III, • General Services – one Senior Real Estate Officer, • Mayor – one Director of Interim Housing Strategies, one Senior Project Manager for A Bridge Home, one Senior Operations Manager for the United Homelessness Response Center, • Public Works, Bureau of Engineering – one Civil Engineer, one Civil Engineer Associate III, and one Senior Management Analyst II to provide administrative support for HHAP Program grant. Funding for these positions will be provided through interim appropriations pending Mayor and Council approval. 	59,964,970	34,955,554
<ul style="list-style-type: none"> • Homeless Housing, Assistance and Prevention Program (HHAP 2) – HHAP is a one-time State grant to support regional coordination and expand or develop local capacity to address immediate homelessness challenges. These funds will be used to support COVID-19 Homelessness Roadmap operations, A Bridge Home operations, outreach, public health services, hygiene facilities, programs for youth experiencing homelessness or at-risk of being homeless, and other services. 	-	29,901,289

	2020-21 Adopted Budget	2021-22 Proposed Budget
<i>Federal Grant</i>		
<ul style="list-style-type: none"> • Affordable Housing – Funding is provided to increase access to and the supply of decent, safe, sanitary, and affordable housing. Funding is provided by the American Rescue Plan - HOME Investment Partnerships Program Fund. 	-	20,000,000
<ul style="list-style-type: none"> • ARP - Homeless Prevention and Eviction Defense – Funding is provided for financial assistance, counseling, and other support services to prevent families and individuals from eviction or becoming homeless. Funding is provided by the American Rescue Plan - HOME Investment Partnerships Program Fund. 	-	19,891,031
<ul style="list-style-type: none"> • Homeless Services – Funding is provided to help develop stable housing for individuals or families at risk of or experiencing homelessness. These funds may be used to purchase and convert hotels and motels into permanent housing, maintain outreach programs, support homeless services providers, and provide other essential services. Funding is provided by the American Rescue Plan - HOME Investment Partnerships Program Fund. 	-	60,000,000
Non-Departmental Subtotal	<u>\$ 290,785,147</u>	<u>\$ 671,175,723</u>
<i>Unappropriated Balance (UB)</i>		
<ul style="list-style-type: none"> • Comprehensive Cleaning and Rapid Engagement (CARE/CARE+) Team – Funding is set aside for the salaries to deploy two CARE+ Teams for nine-months, two CARE+ Teams for six-months, three CARE+ Teams for three-months, and four program management positions for nine months in the Bureau of Sanitation. These positions are responsible for keeping the City's sidewalks and other public areas safe, clean, sanitary, and accessible for public use by all individuals in accordance with the provisions of Los Angeles Municipal Code Section 56.11. 	-	8,500,000
<ul style="list-style-type: none"> • Homeless Engagement Teams (HETs) – Nine-months funding is provided for HETs to conduct direct outreach to unsheltered homeless individuals. This outreach facilitates better access to City and County homeless resources, including the Coordinated Entry System. These teams support the Bureau of Sanitation's Comprehensive Cleaning and Rapid Engagement (CARE and CARE+) Teams. The remaining three-months funding is provided through LAHSA. 	-	4,224,465
<ul style="list-style-type: none"> • Homeless Engagement Teams (HETs) - Comprehensive Cleaning and Rapid Engagement (CARE and CARE+) Teams – Nine-months funding is provided for 13 HETs conduct direct outreach, in conjunction with Los Angeles Police Department CARE and CARE+ teams formerly known as Homeless Outreach and Partnership Endeavor (HOPE) teams, to homeless individuals who typically do not seek shelter or service programs of their own initiative. This outreach facilitates better access to City and County homeless resources, including the Coordinated Entry System. The remaining three-months funding is provided through LAHSA. 	-	1,961,359
Unappropriated Balance Subtotal	<u>\$ -</u>	<u>\$ 14,685,824</u>
Total LAHSA, City Departments, Non-Departmental, and UB	<u>\$ 399,686,962</u>	<u>\$ 800,209,727</u>

Homeless Services and Housing Program

Adopted Budget 2020-21		Proposed Budget 2021-22
	SOURCE OF FUNDS	
\$ 2,651,759	Cash Balance, July 1.....	\$ 3,000,000
--	Less:	--
2,651,759	Prior Year's Unexpended Appropriations.....	--
110,671,134	Balance Available, July 1.....	3,000,000
5,732,505	General Fund.....	222,171,208
--	¹ Departmental Special Funds.....	48,404,396
41,519,265	American Rescue Plan - HOME Investment Partnerships Program Fund.....	99,891,031
59,964,970	Homeless Emergency Aid Program Grant.....	--
--	Homeless Housing, Assistance and Prevention Grant.....	34,955,554
179,147,329	Homeless Housing, Assistance and Prevention 2 Grant.....	29,901,289
\$ 399,686,962	Proposition HHH.....	361,886,249
	Total Revenue	\$ 800,209,727
	APPROPRIATIONS	
	General Fund:	
728,017	Aging.....	688,023
64,444	Animal Services.....	78,109
539,762	City Administrative Officer.....	522,392
350,537	City Attorney.....	355,995
481,710	City Planning.....	468,694
--	Community Investment for Families.....	3,961,774
302,515	Disability.....	314,982
3,000,000	Economic and Workforce Development.....	3,922,000
1,230,788	Fire.....	1,423,406
969,792	General Services.....	851,577
267,600	General City Purposes.....	21,767,600
10,000,000	² General City Purposes: Additional Homeless Services.....	80,000,000
4,753,915	Housing.....	3,504,463
34,751,402	³ Los Angeles Homeless Services Authority.....	32,803,311
860,000	Mayor.....	860,000
14,184,015	Police.....	8,940,439
--	Public Works, Board.....	116,625
--	Public Works, Bureau of Engineering.....	--
37,730,619	Public Works, Bureau of Sanitation.....	49,783,215
107,777	Transportation.....	122,779
--	Unappropriated Balance.....	14,685,824
110,322,893	General Fund Subtotal	225,171,208
	Departmental Special Funds:	
416,111	City Planning.....	384,188
--	Community Investment for Families.....	199,601
--	General City Purposes: Project Roomkey.....	42,774,000
572,447	Housing.....	337,585
4,743,947	Recreation and Parks.....	4,709,022
5,732,505	Departmental Special Funds Subtotal	48,404,396
	American Rescue Plan - HOME Investment Partnerships Program Fund	
--	Homeless Services.....	20,000,000
--	Homeless Prevention and Eviction Defense.....	19,891,031
--	Affordable Housing.....	60,000,000
--	American Rescue Plan - HOME Investment Partnerships Program Fund Subtotal	99,891,031
41,519,265	Homeless Emergency Aid Program Grant	-

Adopted Budget 2020-21		Proposed Budget 2021-22
	Homeless Housing, Assistance and Prevention Program Grant:	
50,382,313	A Bridge Home Projects (Construction & Operations).....	1,185,920
101,372	City Administrative Officer.....	77,235
141,870	City Attorney.....	194,926
64,223	General Services.....	128,446
301,109	Mayor.....	298,272
347,633	Public Works, Bureau of Engineering.....	384,538
8,626,450	Other Programs.....	32,686,217
59,964,970	Homeless Housing, Assistance and Prevention Program Grant Subtotal	34,955,554
--	Homeless Housing, Assistance and Prevention 2 Program Grant: (Pending)	29,901,289
	Proposition HHH	
179,033,312	Construction of Permanent Supportive Housing.....	361,886,249
78,113	Homeless Services Facilities.....	--
35,904	Occupancy Monitoring Contract.....	--
179,147,329	Proposition HHH Subtotal	361,886,249
\$ 396,686,962	Total Appropriations	\$ 800,209,727
\$ 3,000,000	Ending Balance, June 30	\$ --

1 - Departmental Special Funds include: Planning Case Processing Fund, Building and Safety Permit Enterprise Fund, Community Development Trust Fund, Community Service Trust Fund, the Federal Emergency Solutions Grant Fund, Affordable Housing Trust Fund, and the Recreation and Parks Other Revenue Fund.

2 - The Additional Homeless Services (formerly Crisis and Bridge Housing Fund) is jointly administered by the Mayor and City Council.

3 - The 2020-21 General Fund appropriation for LAHSA is reduced to reflect the agency's anticipated underspend of \$3,000,000, which is being used to offset its 2021-22 General Fund appropriation.

STREET IMPROVEMENT

The 2021-22 Proposed Budget provides street improvement resources through the Pavement Preservation Program, the Failed Streets Reconstruction Program, the Complete Streets Program, and the Bicycle Lane Repair and Maintenance Program. These programs help maintain and improve 6,500 centerline miles (23,000 lane miles) of streets throughout the City and are described in the following pages. The 2021-22 Proposed Budget for these street improvement programs is summarized as follows:

2021-22 Street Improvement Program Summary	
Program	Proposed Funding
Pavement Preservation	\$ 142,875,640
Failed Streets Reconstruction	\$ 26,478,390
Complete Streets	\$ 9,389,585
Bicycle Lane Repair and Maintenance	\$ 4,149,717
Total	\$ 182,893,332

PAVEMENT PRESERVATION PROGRAM

The Pavement Preservation Program includes activities required to properly maintain the City street system and keep the system from deteriorating. The Program is led by the Bureau of Street Services with support provided by the Department of Transportation, Bureau of Engineering, and Department of General Services.

The 2021-22 Proposed Budget for the Pavement Preservation Program is summarized as follows:

2021-22 Pavement Preservation						
Funding by Source	Public Works				GSD	Total
	Street Services	Engineering	Transportation			
Special Gas Tax	\$ 37,571,064	\$ 367,842	\$ 2,603,200	\$ 1,922,878	\$	42,464,984
Proposition A	432,987	-	-	-		432,987
Proposition C	-	-	6,661,204	469,804		7,131,008
Street Damage Restoration Fee	30,320,521	374,139	-	7,274,422		37,969,082
Stormwater Pollution Abatement	255,943	-	-	-		255,943
Measure R	17,093,440	-	3,670,537	1,430,122		22,194,099
Measure M	3,363,618	-	1,571,186	-		4,934,804
General Fund	15,795,481	1,271,427	10,168,422	257,403		27,492,733
Total	\$ 104,833,054	\$ 2,013,408	\$ 24,674,549	\$ 11,354,629	\$	142,875,640

Pavement preservation activity consists of the following:

- Resurfacing: Crews remove a layer of the asphalt surface and then repave with new asphalt that may include up to 50 percent recycled content.
- Slurry sealing: Crews apply liquid asphalt made with recycled waste tires to the riding surface of residential streets. This thin coat of rubberized material prevents water intrusion and can extend the service life of the existing pavement by up to seven years. Slurry seal can be applied at intervals of three to seven years during the life of the road surface.

- Large Asphalt Repairs: Crews remove and replace distressed pavement. At times the removal of distressed pavement also involves removal of subsurface tree roots that are pushing up the surface of the pavement.
- Small asphalt repairs, including potholes: Minor defects in the road surface are repaired with hot mix asphalt or cold patch material by dedicated crews that respond to service requests from the public.

Generally, the approach to pavement preservation incorporates two strategies to help keep the City's good streets in a state of good repair:

- The most economical selection of streets and rehabilitation method used; and,
- The prevention or slowing of the deterioration of streets.

FAILED STREETS RECONSTRUCTION PROGRAM

The Failed Streets Reconstruction Program will provide repair to the most severely damaged streets within the City street system. Approximately 5,560 lane miles of City streets are measured as failed. The Failed Streets Reconstruction Program focuses on these severely damaged streets with the lowest ratings. Failed streets pavement reconstruction addresses damage at the roadway base, located below the surface, and other structural issues caused by utility cuts, water intrusion, and other impacts. Repair of these streets can improve the overall condition of the street system and result in safer streets, add to property values, lower liability and litigation costs, and encourage bicycling and other modes of transportation.

The Failed Streets Reconstruction Program is led by the Bureau of Street Services with support from the Department of Transportation, the Bureau of Engineering, and the Department of General Services.

The Failed Streets Reconstruction Program funding for 2021-22 is summarized as follows:

2021-22 Failed Streets Reconstruction Program							
Funding Source	PW-Street Services	PW-Engineering	General Services	Transportation	Special Purpose Fund Appropriation	Total	
SDRF	\$ 9,722,227	\$ 136,238	\$ 108,158	\$ 367,359	\$ 1,584,304	\$ 11,918,286	
Measure M	\$ 3,692,324	\$ 136,238	\$ -	\$ 367,359	\$ 1,000,000 *	\$ 5,195,921	
Gas Tax	\$ -	\$ -	\$ -	\$ -	\$ 100,000 *	\$ 100,000	
SB1 - RMRA	\$ -	\$ -	\$ -	\$ -	\$ 9,264,183 *	\$ 9,264,183	
Total	\$ 13,414,551	\$ 272,476	\$ 108,158	\$ 734,718	\$ 11,948,487	\$ 26,478,390	

* Included in these line items are appropriations totaling \$2.92 million (\$1.0 million in Measure M, \$1.82 million in SB 1, and \$0.10 million in Gas Tax) for concrete street repair. Reconstruction of concrete streets may include full street reconstruction and also large panel replacement due to damage caused by tree roots uplifting panels and drainage issues.

COMPLETE STREETS PROGRAM

The Complete Streets Program combines the reconstruction of failed streets with the installation of safety measures, repair of damaged curbs, gutters, sidewalks, and installation of stormwater capture infrastructure. The Complete Streets Program was created in 2017-18, funded through new sources of City revenue that year. The following table represents Complete Streets Program funding to date by funding source:

Complete Streets Program

Funding Source	2017-18 Adopted	2018-19 Adopted	2018-19 Interim Appropriation Change	2019-20 Adopted	2019-20 Interim Appropriation Change	2020-21 Adopted	2020-21 Interim Appropriate Change	2021-22 Proposed	Total
SB1/RMRA	\$ 1,500,000	\$ 23,561,000	\$ -	\$ 1,423,954	\$ -	\$ -	\$ 2,400,000	\$ 3,820,000	\$ 32,704,954
SDRF	\$ -	\$ 10,000,000	\$ (8,174,061)	\$ 20,500,000	\$ (20,500,000)	\$ -	\$ -	\$ -	\$ 1,825,939
BSS Dept. Appr (Measure M)	\$ -	\$ 3,201,342	\$ -	\$ 3,358,019	\$ -	\$ 2,946,801	\$ -	\$ 3,169,585	\$ 12,675,747
Measure M	\$ 5,115,046	\$ 9,000,000	\$ -	\$ 5,333,000	\$ -	\$ 2,400,000	\$ (2,400,000)	\$ 2,400,000	\$ 21,848,046
Measure W	\$ -	\$ -	\$ -	\$ 3,667,000	\$ -	\$ -	\$ -	\$ -	\$ 3,667,000
Total	\$ 6,615,046	\$ 45,762,342	\$ (8,174,061)	\$ 34,281,973	\$ (20,500,000)	\$ 5,346,801	\$ -	\$ 9,389,585	\$ 72,721,686

The six projects included in the Complete Streets Program are listed below. They are currently in various stages of completion. The total cost for all six projects is \$87,524,000. An additional \$14,802,314 will need to be identified in future budgets to complete the Reseda and Avalon projects.

- Roscoe Blvd from the I-405 to Woodman Ave (\$8.6 million) – Complete
- Venice Blvd (East) from Arlington Ave to Figueroa St (\$13.6 million) – Complete
- Main Street (South) from MLK Blvd to Imperial Hwy (\$13.9 million) – In Construction
- Temple Ave from Beverly Blvd to Beaudry Ave (\$9.2 million) – Complete
- Reseda Blvd from Parthenia St to Victory Blvd (\$24.7 million) – In Construction
- Avalon Blvd from San Pedro St to 120th St (\$17.5 million) – In Design

BICYCLE LANE REPAIR AND MAINTENANCE

2021-22 Bicycle Lane Repair and Maintenance

Funding Source	Proposed Funding
SB1 - RMRA - Special Purpose Fund Appropriation	\$ 4,149,717
<i>Total Proposed for Bicycle Lane Repair and Maintenance</i>	<i>\$ 4,149,717</i>

Bicycle Lane repair and maintenance includes Citywide bike lane repair and maintenance to ensure public safety. Repairs can be either in the bicycle lane only or the entire street segment. These repairs or maintenance activities can include the following:

- Concrete
- Asphalt
- Slurry
- Resurfacing
- Reconstruction
- Pavement Markings
- Signage

THIS PAGE INTENTIONALLY LEFT BLANK